

USER MANUAL

Important: Read all instructions prior to installation.

30W Explosion Proof Light

Summary

Explosion-proof lighting is critical in environments where volatile flammable liquids or flammable gases and vapors are present. This LED explosion-proof light is safe to use in Class 1, Div 2 locations, such as oil refineries, paint booths, fuel and chemical storage areas, and grain processing plants. The waterproof flood light has a vibration-resistant die cast aluminum housing and tempered glass lens to protect internal components and is designed to last.

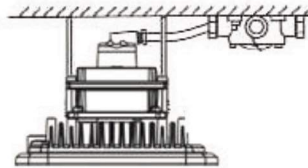
Specifications

30W Ex-Proof light	
Intensity	3450 lumen
Replacement For	75/100 Watt HID
Total Power Consumption	30 Watts
Operating Voltage Range	100~277 VAC
Beam Angle	120 degree
LED Type & Quantity	3030 SMD x 24pcs
Color Temperature	2800-6000 K
CRI	70 CRI
Operating Temperature	-22~118°F (-30~48 °C)
IP Rating	IP67
LED Lifetime	50,000 Hours
Fixture Weight	4 Kg
Warranty	5 Years



Mounting Examples

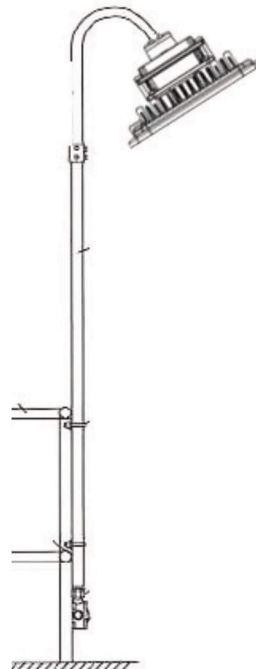
U-Bracket Ceiling Mount



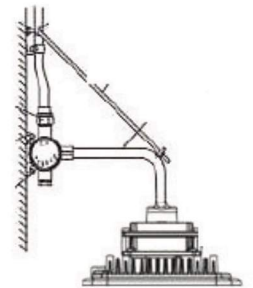
Pendant Mount



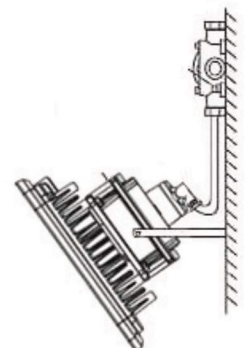
Pole Mount



Wall Mount



U-Bracket Wall Mount



Installation

Warnings

- This product should be installed by a fully certified electrician in accordance with local building and electrical codes. Electrician should be familiar with operation of the product and the hazards involved.
- Due to risk of electric shock, ensure that the main power source and circuit breakers are switched off before performing any installation or wiring procedures. All electrical connections must be in 3/4" NPT conduit or pipe.
- Failure to properly support the fixture during installation may cause damage or injury, for which the manufacturer is not responsible. Ensure the mounting method chosen will support the weight of the fixture.

Mounting

30W Ex-proof light offers several mounting options including ceiling, pole, pendant, and wall mounting. Ceiling and wall applications are mounted using the adjustable swivel mount bracket included with unit. Pendant and pole mounting applications are mounted from the ceiling or railing and are suspended by a rigid pipe via the 3/4" NPT hub on the back of the fixture. Wiring is fed through rigid pipe to the junction box and tied in to the fixture's power wires. See examples of mounting to the right.



30W LED Ex-Proof Light