

Report No.: BR202002014-2

Test Time: 2020-05-07 19:18


Luminaire Property

Luminaire Manufacturer:
Luminaire Category: NB
Luminaire Description: MX601A-LD30WDD-3FT
Lamp Catalog: SLE30-I600 120-277W D1R Lamp Description: 2835/3500K
Number of Lamps: 240 Lumens per Lamp: 32-35LM
Luminous Length (mm): 902 Luminous Width (mm): 70
Luminous Height (mm): 85 Voltage: 119.0 V
Current: 0.254 A Power: 30.03 W
Power Factor: 0.994

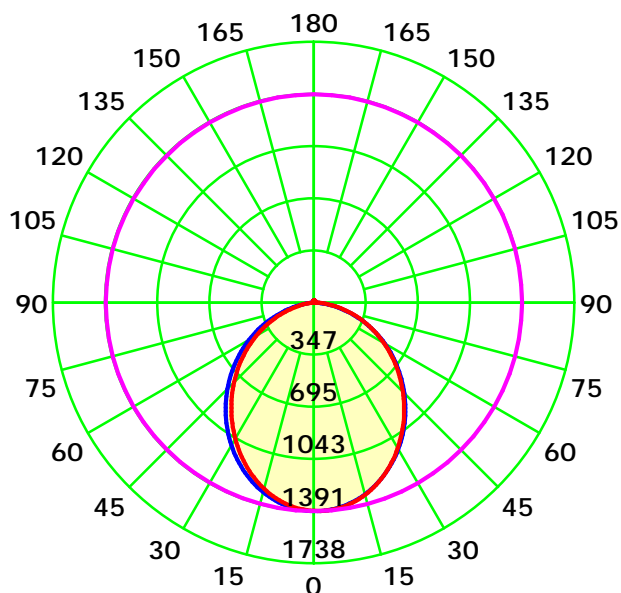
Photometric Results

CIE Class: Direct	Total Rated Lamp Lumens: 7680.0 lm
Measurement Flux: 3551 lm	Efficiency: 46.24%
Downward Ratio: 45.68%	Upward Ratio: 0.56%
Field Angle: H156.8 V155.8	Beam Angle: H103.7 V100.2
Luminaire Efficacy Rating (LER): 118	Central Intensity: 1390.78 cd
Max. Intensity: 1391 cd	Pos of Max. Intensity: H0 V1

Picture Of Luminaire



Luminous Intensity Distribution Curve



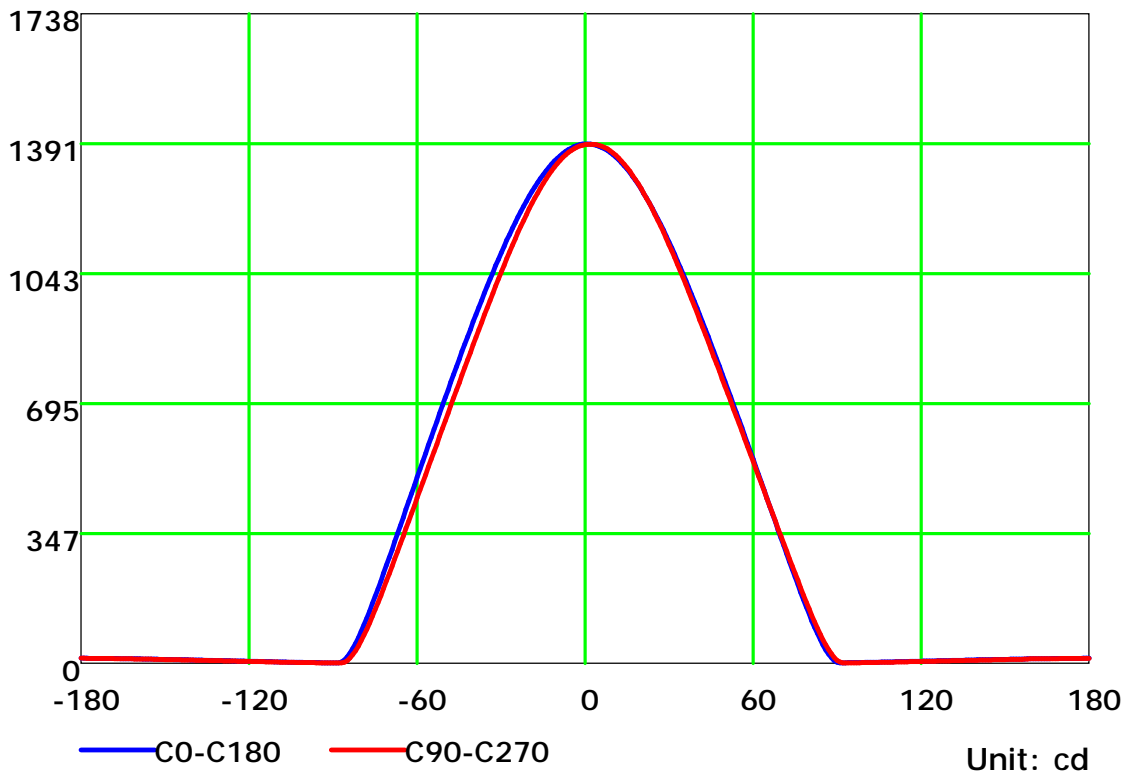
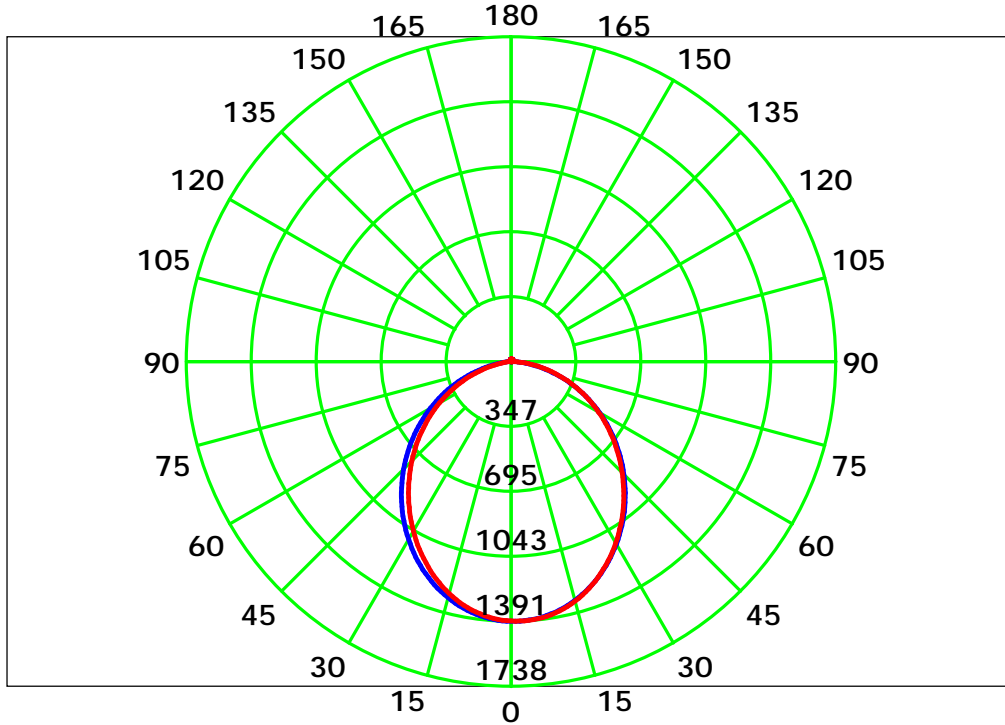
Average Diffuse Angle(50%): 101.9° Unit: cd

— C0-C180 — C90-C270 — G1

C Plane (°):0.0-360.0: 30.0
Test Lab: 80
Test Type: TYPE C
Temperature: 23
Operator: QIU

Gamma Plane (°):0.0-180.0: 1.0
Test Device: GPM-1600L
Distance: 8.690 m
Humidity: 88
Inspector:

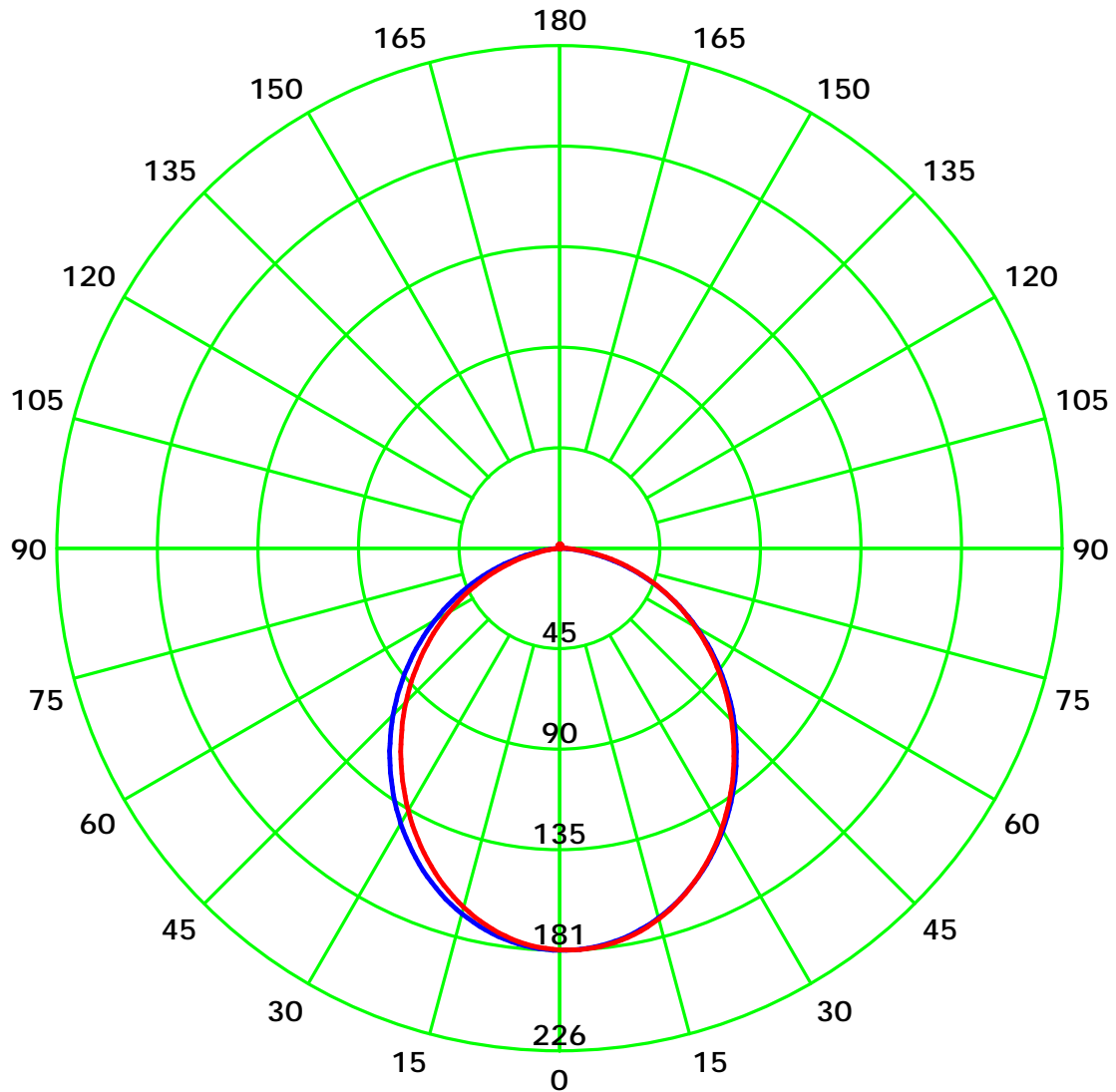
Luminous Intensity Distribution Curve



C Plane (°):0.0-360.0: 30.0
 Test Lab: 80
 Test Type: TYPE C
 Temperature: 23
 Operator: QIU

Gamma Plane (°):0.0-180.0:1.0
 Test Device: GPM-1600L
 Distance: 8.690 m
 Humidity: 88
 Inspector:

Luminous Intensity Distribution Curve(cd/klm)



cd/klm

— C0-C180

— C90-C270

$\eta=46.24\%$

SLE30-I600 120-277W D1R/2835/3500K

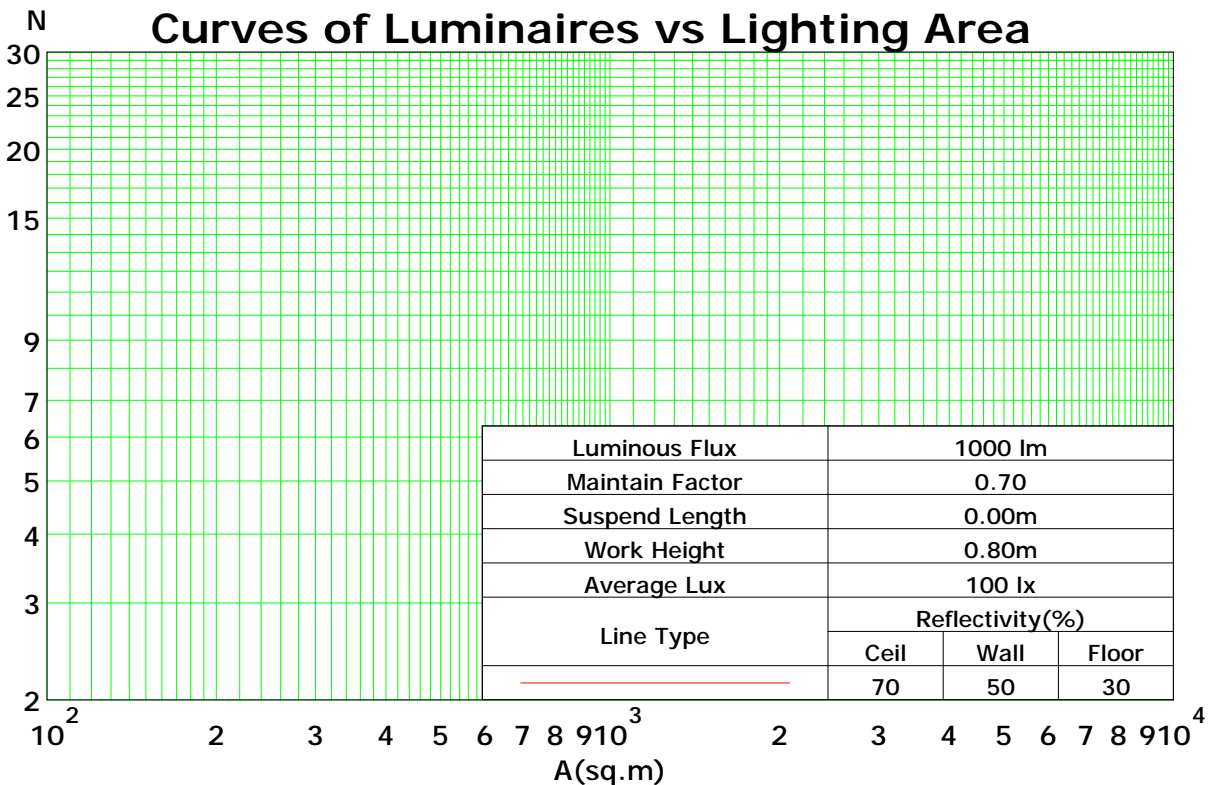
C Plane (°):0.0-360.0: 30.0
 Test Lab: 80
 Test Type: TYPE C
 Temperature: 23
 Operator: QIU

Gamma Plane (°):0.0-180.0:1.0
 Test Device: GPM-1600L
 Distance: 8.690 m
 Humidity: 88
 Inspector:

Coefficients Of Utilization - Zonal Cavity Method

RC	0.8	0.8	0.8	0.8	0.7	0.7	0.7	0.7	0.5	0.5	0.5	0.3	0.3	0.3	0.1	0.1	0.1	0
RW	0.7	0.5	0.3	0.1	0.7	0.5	0.3	0.1	0.5	0.3	0.1	0.5	0.3	0.1	0.5	0.3	0.1	0
RCR	RF = 0.2																	
0	55	55	55	55	54	54	54	54	51	51	51	49	49	49	47	47	47	46
1	50	48	46	45	49	47	45	44	45	44	42	43	42	41	41	41	40	39
2	46	42	39	37	45	41	39	36	40	37	35	38	36	34	37	35	34	33
3	42	37	34	31	41	36	33	30	35	32	30	34	31	29	32	30	29	28
4	39	33	29	26	37	32	29	26	31	28	26	30	27	25	29	27	25	24
5	35	30	26	23	34	29	25	22	28	25	22	27	24	22	26	24	22	21
6	33	27	23	20	32	26	22	20	25	22	19	25	22	19	24	21	19	18
7	30	24	20	18	30	24	20	17	23	20	17	22	19	17	22	19	17	16
8	28	22	18	16	28	22	18	16	21	18	16	21	18	15	20	17	15	14
9	27	20	17	14	26	20	17	14	20	16	14	19	16	14	19	16	14	13
10	25	19	15	13	24	19	15	13	18	15	13	18	15	13	17	15	13	12

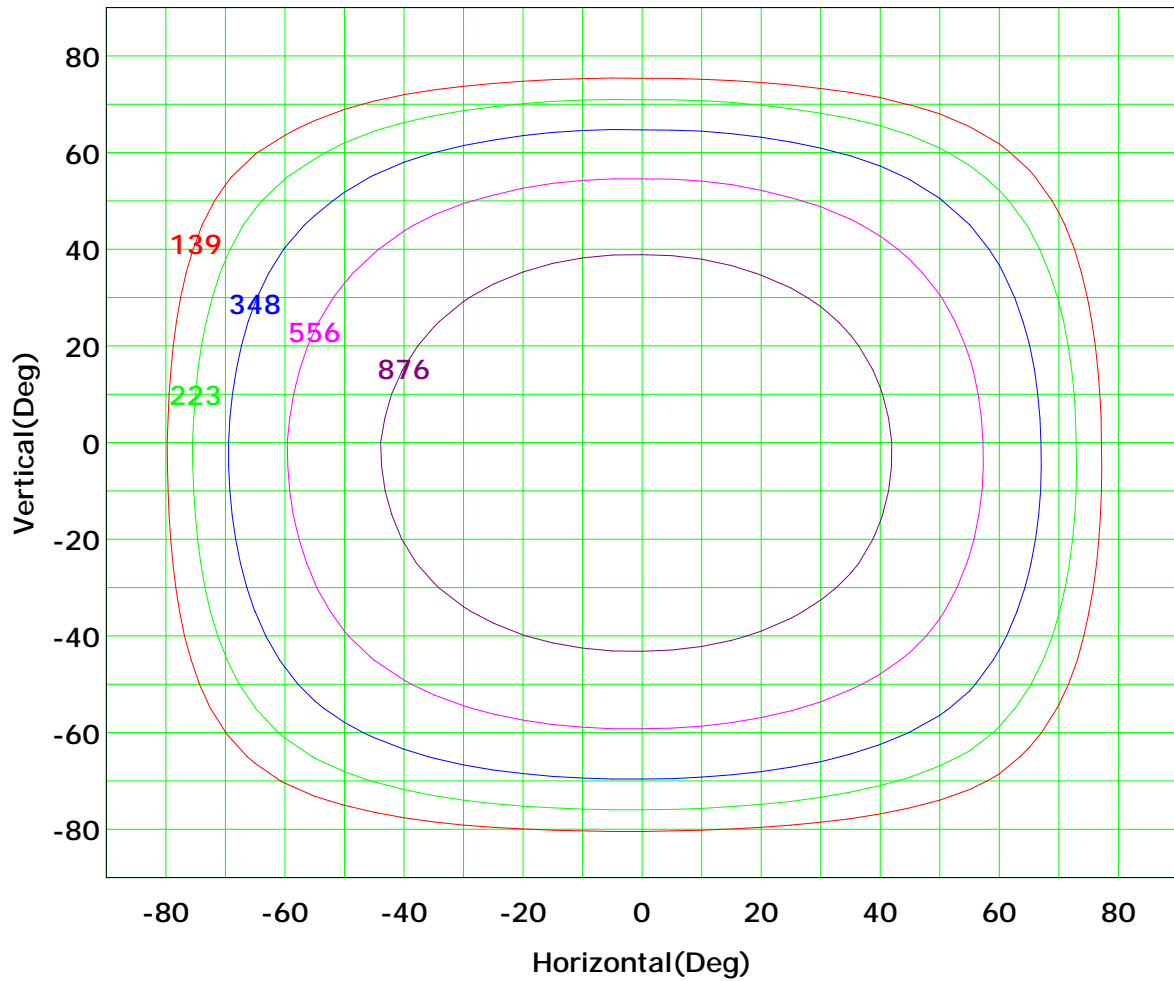
Spacing Criteria (0-180): 1.20
 Spacing Criteria (90-270): 1.17
 Spacing Criteria (Diagonal): 1.29



C Plane (°):0.0-360.0: 30.0
 Test Lab: 80
 Test Type: TYPE C
 Temperature: 23
 Operator: QIU

Gamma Plane (°):0.0-180.0:1.0
 Test Device: GPM-1600L
 Distance: 8.690 m
 Humidity: 88
 Inspector:

Isocandela (rectangle)



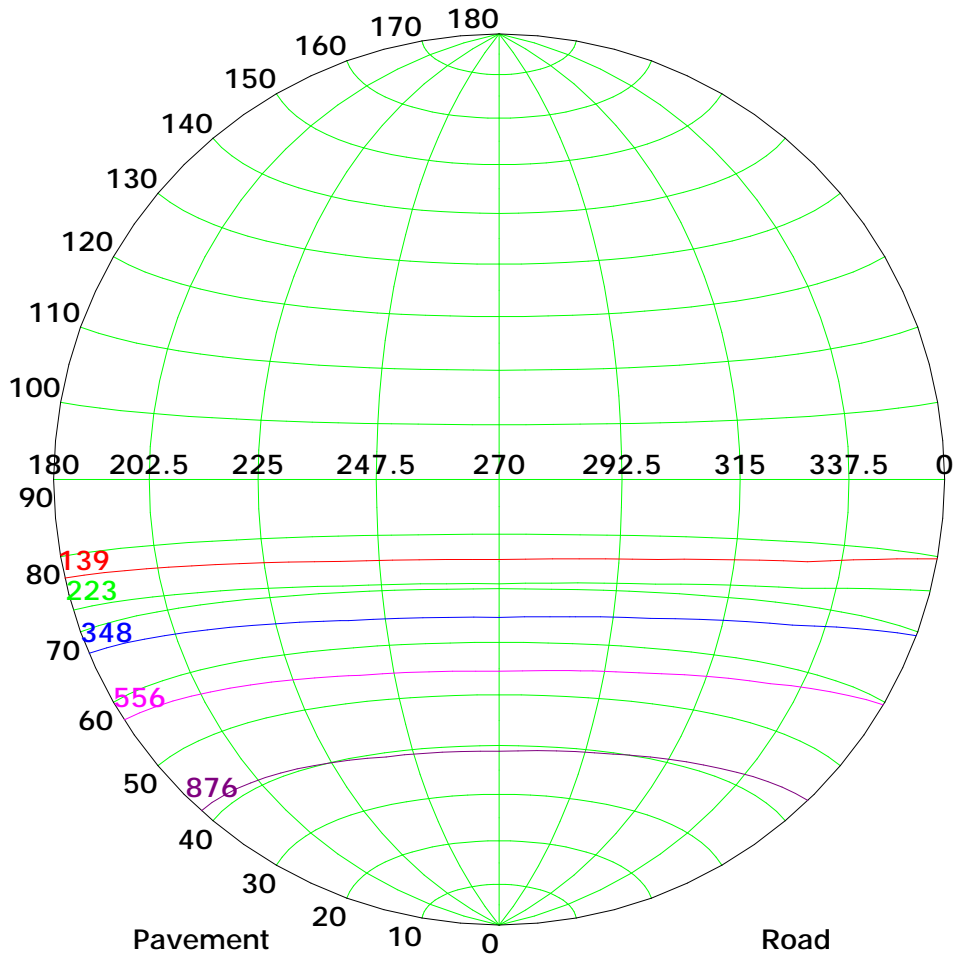
I_{max} (100%): 1391 cd

— (10%): 139 cd	— (16%): 223 cd
— (25%): 348 cd	— (40%): 556 cd
— (63%): 876 cd	— (100%): 1391 cd

C Plane (°):0.0-360.0: 30.0
 Test Lab: 80
 Test Type: TYPE C
 Temperature: 23
 Operator: QIU

Gamma Plane (°):0.0-180.0:1.0
 Test Device: GPM-1600L
 Distance: 8.690 m
 Humidity: 88
 Inspector:

Isocandela (sphere)



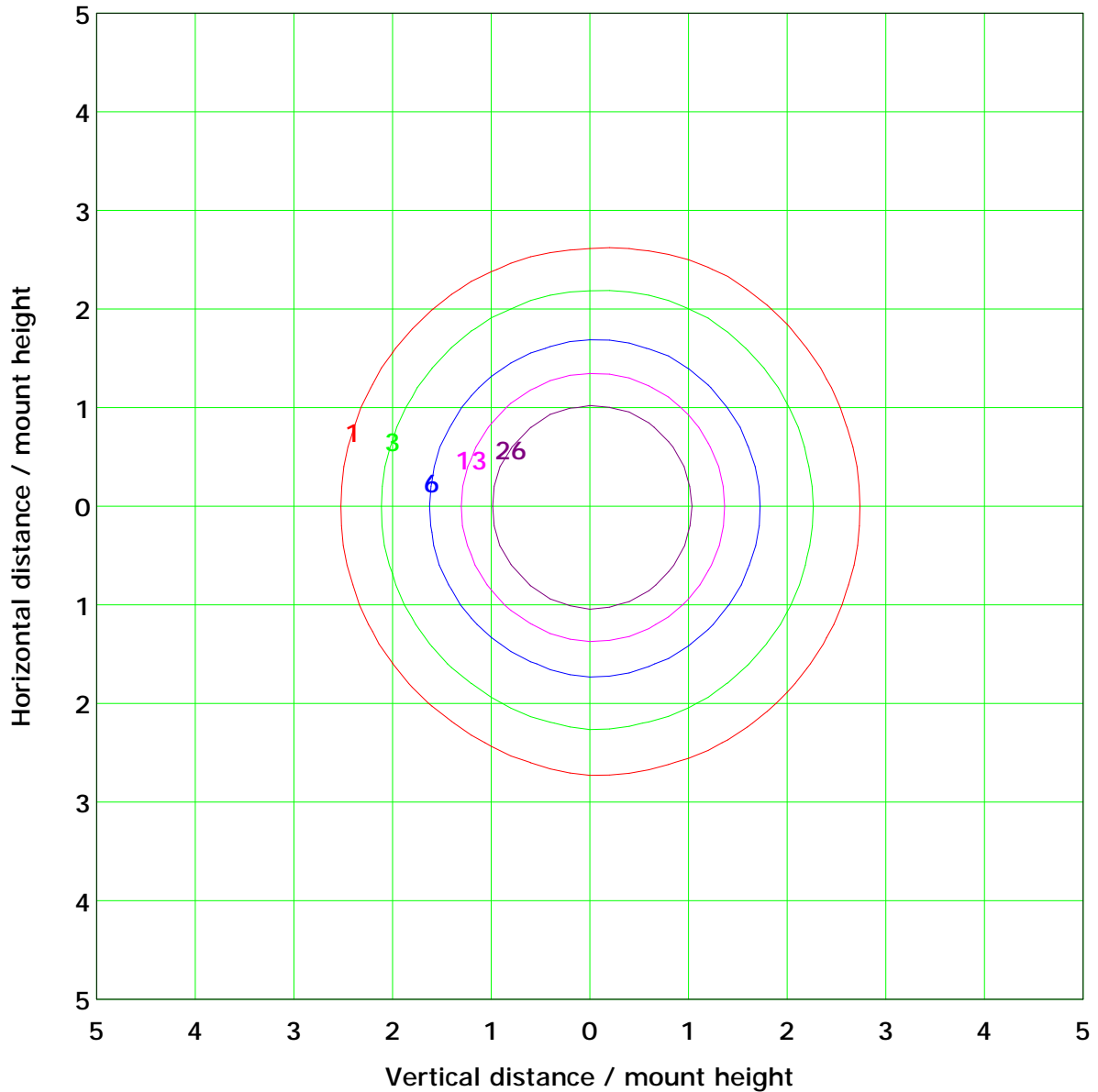
Imax (100%): 1391 cd

— (10%): 139 cd	— (16%): 223 cd
— (25%): 348 cd	— (40%): 556 cd
— (63%): 876 cd	— (100%): 1391 cd

C Plane (°):0.0-360.0: 30.0
 Test Lab: 80
 Test Type: TYPE C
 Temperature: 23
 Operator: QIU

Gamma Plane (°):0.0-180.0:1.0
 Test Device: GPM-1600L
 Distance: 8.690 m
 Humidity: 88
 Inspector:

IsoLux Plot



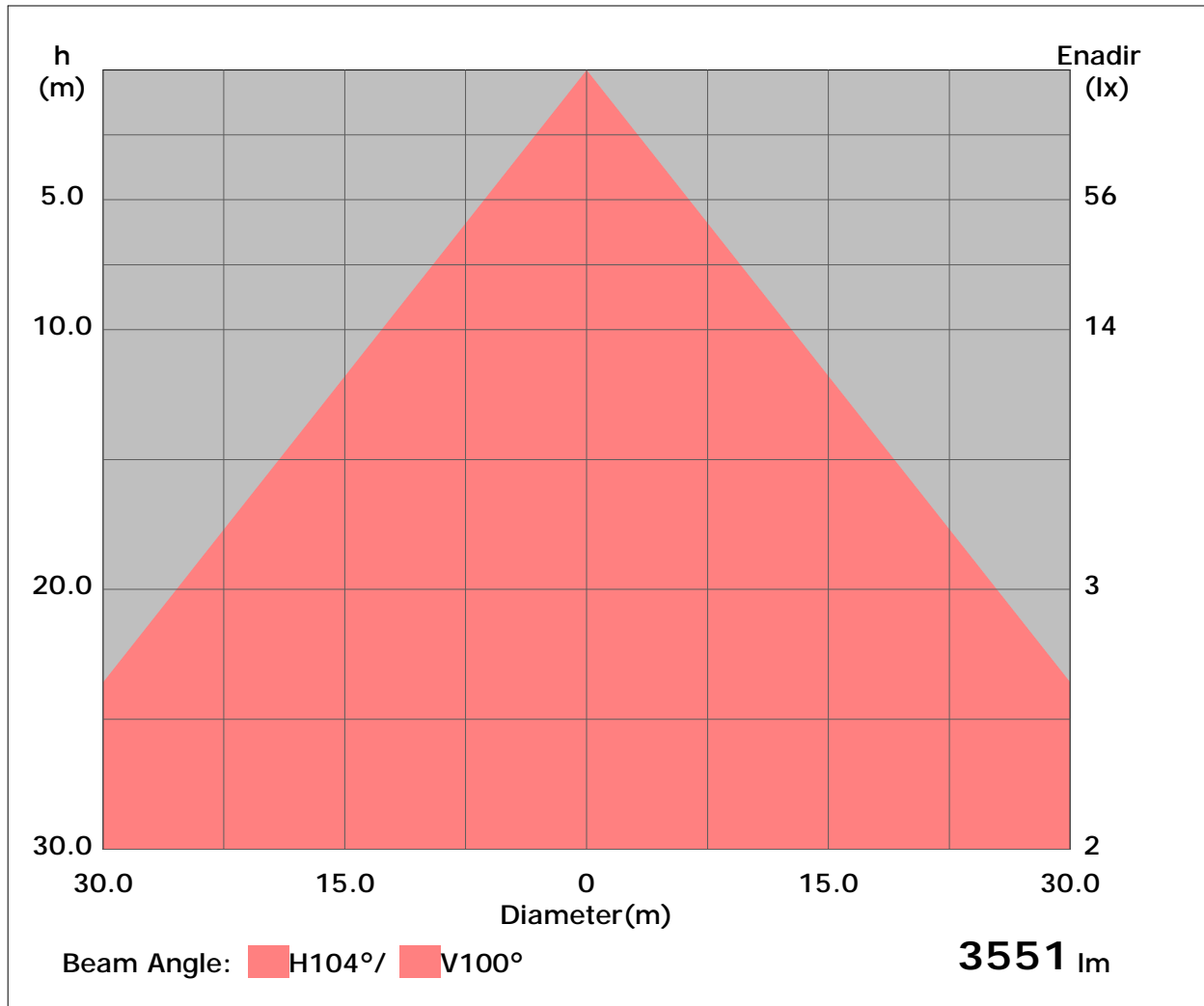
Mounting Height: 3.3m Max Lux(100%): 127.7 lx

— (1%): 1.3 lx	— (2%): 2.6 lx
— (5%): 6.4 lx	— (10%): 12.8 lx
— (20%): 25.5 lx	

C Plane (°):0.0-360.0: 30.0
 Test Lab: 80
 Test Type: TYPE C
 Temperature: 23
 Operator: QIU

Gamma Plane (°):0.0-180.0:1.0
 Test Device: GPM-1600L
 Distance: 8.690 m
 Humidity: 88
 Inspector:

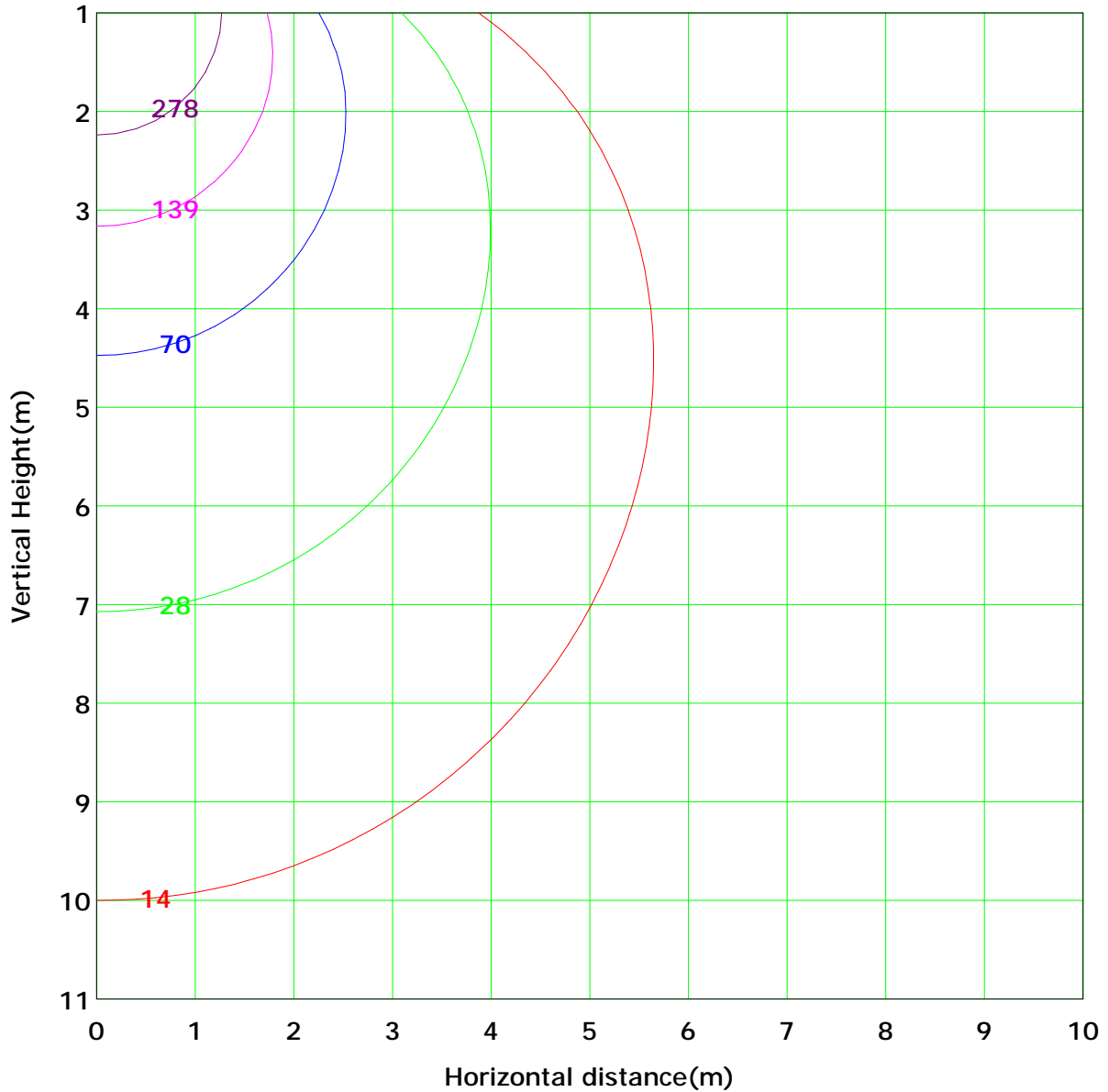
Illuminance at a Distance



C Plane (°):0.0-360.0: 30.0
 Test Lab: 80
 Test Type: TYPE C
 Temperature: 23
 Operator: QIU

Gamma Plane (°):0.0-180.0:1.0
 Test Device: GPM-1600L
 Distance: 8.690 m
 Humidity: 88
 Inspector:

Vertical IsoLux Plot



Lowest(m): 1.0m Highest(m): 11.0m Max Lux: 1390.8 lx
 (1%): 13.9 lx (2%): 27.8 lx
 (5%): 69.5 lx (10%): 139.1 lx
 (20%): 278.2 lx

C Plane (°):0.0-360.0: 30.0
 Test Lab: 80
 Test Type: TYPE C
 Temperature: 23
 Operator: QIU

Gamma Plane (°):0.0-180.0:1.0
 Test Device: GPM-1600L
 Distance: 8.690 m
 Humidity: 88
 Inspector:

Area Flux Table

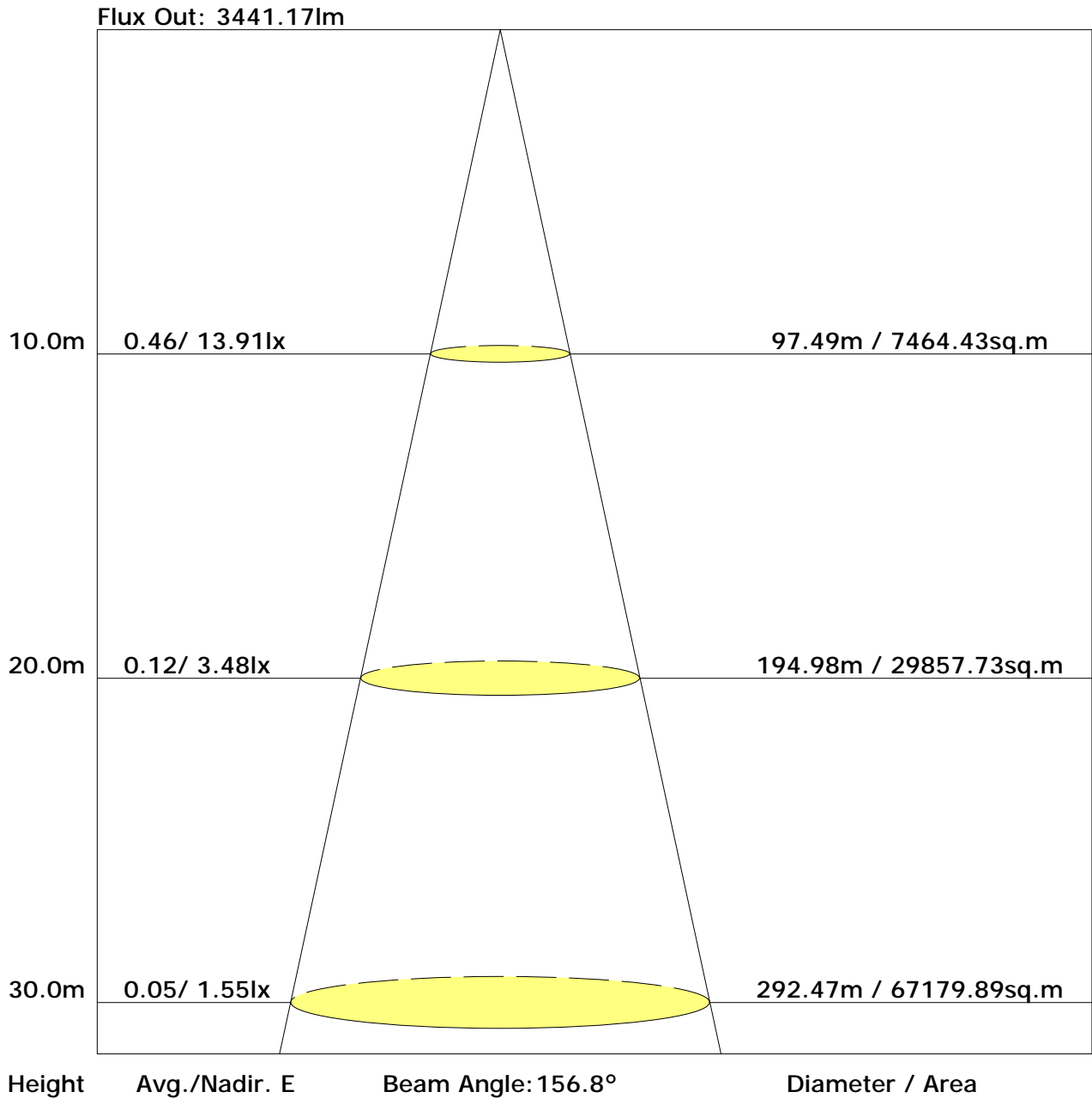
Unit: lm

		Vertical plane																				
		-90	-80	-70	-60	-50	-40	-30	-20	-10	0	10	20	30	40	50	60	70	80	90		
Flux(E)	Flux(T)	0.0	0.0	0.0	0.0	0.0	0.0	0.0	0.0	0.0	0.0	0.0	0.0	0.0	0.0	0.0	0.0	0.0	0.0	0.0	3508	3440
90	1.0	14.7	51.5	108.9	179.7	255.3	326.0	381.4	412.5	414.0	385.6	332.1	262.5	187.1	116.1	58.2	19.2	2.1	3508	3440		
80	0.0	0.1	0.2	0.5	0.8	1.2	1.6	1.9	2.0	2.1	2.0	1.7	1.4	1.0	0.6	0.3	0.1	0.0	17.5	0.0		
70	0.0	0.2	0.8	1.9	3.2	4.5	5.8	6.7	7.3	7.3	6.9	6.0	4.8	3.4	2.1	1.0	0.3	0.0	62.4	53.8		
60	0.0	0.4	1.7	3.7	6.0	8.5	10.7	12.3	13.3	13.3	12.5	11.0	8.8	6.3	4.0	1.9	0.6	0.1	115.1	112.5		
50	0.0	0.7	2.5	5.5	8.9	12.4	15.6	18.0	19.3	19.4	18.2	15.9	12.8	9.3	5.8	2.9	0.9	0.1	168.3	166.8		
40	0.1	1.0	3.4	7.1	11.6	16.2	20.3	23.5	25.3	25.4	23.8	20.7	16.6	12.0	7.5	3.8	1.2	0.1	219.6	218.6		
30	0.1	1.2	4.1	8.5	13.9	19.5	24.7	28.8	31.0	31.1	29.1	25.1	20.0	14.4	9.0	4.5	1.5	0.2	266.9	266.1		
20	0.1	1.5	5.0	10.3	17.0	24.3	31.2	36.6	39.8	39.9	37.0	31.7	24.9	17.7	11.0	5.5	1.8	0.2	335.6	335.0		
10	0.1	1.5	5.1	10.6	17.5	25.1	32.4	38.2	41.5	41.7	38.7	33.0	25.9	18.3	11.4	5.7	1.9	0.2	349.1	348.6		
0	0.1	1.5	5.1	10.5	17.4	24.9	32.1	37.9	41.1	41.2	38.2	32.7	25.6	18.1	11.3	5.7	1.9	0.2	345.3	344.8		
-10	0.1	1.4	4.8	10.0	16.4	23.5	30.2	35.5	38.5	38.6	35.8	30.6	24.0	17.1	10.6	5.3	1.8	0.2	324.4	323.8		
-20	0.1	1.2	4.3	9.0	14.8	21.1	27.0	31.5	34.2	34.3	31.8	27.3	21.5	15.3	9.5	4.8	1.6	0.2	289.5	288.8		
-30	0.1	1.0	3.6	7.7	12.7	18.0	22.8	26.6	28.7	28.7	26.8	23.1	18.3	13.1	8.1	4.1	1.3	0.1	244.8	243.9		
-40	0.0	0.8	2.8	6.1	10.1	14.3	18.1	21.1	22.7	22.7	21.3	18.4	14.6	10.4	6.5	3.2	1.0	0.1	194.4	193.1		
-50	0.0	0.5	2.0	4.3	7.3	10.4	13.2	15.3	16.5	16.5	15.5	13.4	10.7	7.6	4.6	2.3	0.7	0.1	140.9	138.8		
-60	0.0	0.2	1.1	2.5	4.4	6.3	8.1	9.6	10.3	10.3	9.7	8.4	6.6	4.6	2.7	1.3	0.4	0.1	86.7	82.0		
-70	0.0	0.1	0.3	0.9	1.7	2.6	3.4	4.1	4.4	4.5	4.2	3.6	2.7	1.9	1.1	0.5	0.2	0.0	36.1	17.5		
-80	0.0	0.0	0.0	0.0	0.0	0.0	0.0	0.0	0.0	0.0	0.0	0.0	0.0	0.0	0.0	0.0	0.0	0.0	0.0	0.0		
-90	0.0	0.0	0.0	0.0	0.0	0.0	0.0	0.0	0.0	0.0	0.0	0.0	0.0	0.0	0.0	0.0	0.0	0.0	0.0	0.0		

C Plane (°): 0.0-360.0: 30.0
 Test Lab: 80
 Test Type: TYPE C
 Temperature: 23
 Operator: QIU

Gamma Plane (°): 0.0-180.0: 1.0
 Test Device: GPM-1600L
 Distance: 8.690 m
 Humidity: 88
 Inspector:

The Average Illuminance Effective Figure



C Plane (°): 0.0-360.0: 30.0
 Test Lab: 80
 Test Type: TYPE C
 Temperature: 23
 Operator: QIU

Gamma Plane (°): 0.0-180.0: 1.0
 Test Device: GPM-1600L
 Distance: 8.690 m
 Humidity: 88
 Inspector:

UGR Table

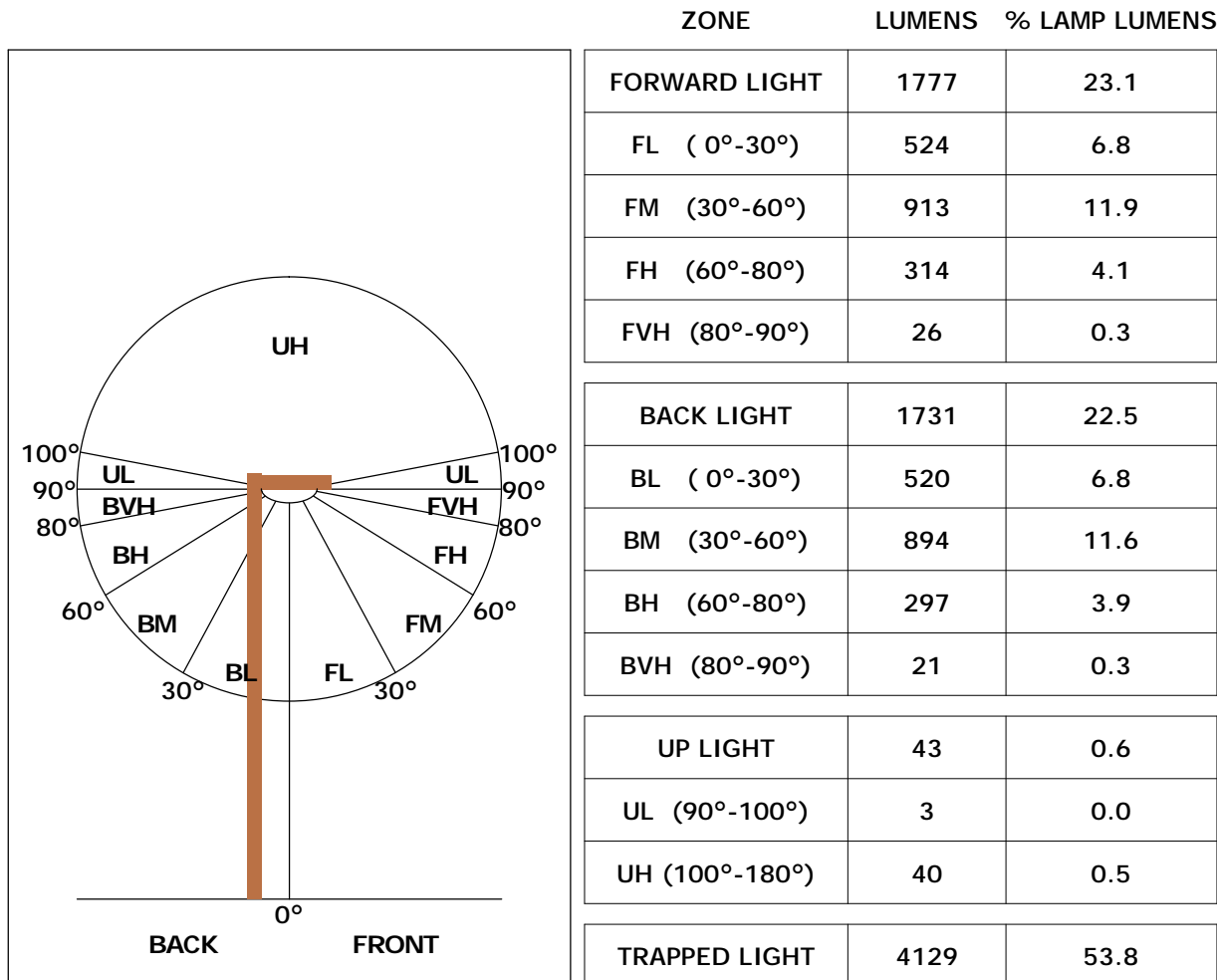
Reflectance:										
Ceiling (cavity)	0.7	0.7	0.5	0.5	0.3	0.7	0.7	0.5	0.5	0.3
Wall	0.5	0.3	0.5	0.3	0.3	0.5	0.3	0.5	0.3	0.3
Reference plane	0.2	0.2	0.2	0.2	0.2	0.2	0.2	0.2	0.2	0.2
Room dimensions	Viewed crosswise					Viewed endwise				
X=2H Y=2H	13.0	14.6	13.4	15.0	15.3	11.4	13.0	11.8	13.3	13.7
3H	14.7	16.2	15.1	16.5	16.9	12.8	14.2	13.2	14.5	14.9
4H	15.3	16.7	15.7	17.0	17.4	13.2	14.5	13.6	14.9	15.3
6H	15.7	17.0	16.2	17.3	17.8	13.4	14.7	13.9	15.1	15.5
8H	15.8	17.0	16.3	17.4	17.8	13.5	14.7	13.9	15.1	15.5
12H	15.9	17.0	16.3	17.4	17.8	13.5	14.6	13.9	15.0	15.5
X=4H Y=2H	13.3	14.6	13.7	15.0	15.4	12.0	13.4	12.5	13.7	14.1
3H	15.1	16.3	15.6	16.7	17.1	13.6	14.7	14.0	15.1	15.5
4H	15.8	16.8	16.3	17.2	17.7	14.1	15.1	14.5	15.5	16.0
6H	16.3	17.1	16.8	17.6	18.1	14.4	15.3	14.9	15.7	16.2
8H	16.4	17.2	16.9	17.7	18.2	14.5	15.3	15.0	15.8	16.3
12H	16.5	17.2	17.0	17.7	18.2	14.5	15.2	15.0	15.7	16.2
X=8H Y=4H	15.9	16.7	16.4	17.1	17.6	14.3	15.1	14.8	15.6	16.1
6H	16.4	17.0	16.9	17.6	18.1	14.7	15.4	15.2	15.9	16.4
8H	16.5	17.1	17.0	17.6	18.2	14.8	15.4	15.4	16.0	16.5
12H	16.6	17.1	17.1	17.6	18.2	14.9	15.4	15.4	15.9	16.5
X=12H Y=4H	15.9	16.6	16.4	17.1	17.6	14.3	15.1	14.8	15.6	16.1
6H	16.4	17.0	16.9	17.4	18.0	14.8	15.4	15.3	15.8	16.4
8H	16.5	17.1	17.0	17.6	18.2	14.9	15.4	15.4	15.9	16.5

Calculate in accordance with CIE 190:2010

C Plane (°):0.0-360.0: 30.0
 Test Lab: 80
 Test Type: TYPE C
 Temperature: 23
 Operator: QIU

Gamma Plane (°):0.0-180.0:1.0
 Test Device: GPM-1600L
 Distance: 8.690 m
 Humidity: 88
 Inspector:

FLUX DISTRIBUTION TABLE BASED ON THE IESNA LUMINAIRE CLASSIFICATION SYSTEM



BUG(Backlight,Uplight,Glare) Rating Base On TM-15-07	
Asymmetrical Luminaire Types (Type I,II,III,IV)	B2 U2 G1
Quadrilateral Symmetrical Luminaire Types (Type V,Area Light)	B2 U2 G1

C Plane (°):0.0-360.0: 30.0
Test Lab: 80
Test Type: TYPE C
Temperature: 23
Operator: QIU

Gamma Plane (°):0.0-180.0:1.0
Test Device: GPM-1600L
Distance: 8.690 m
Humidity: 88
Inspector:

Utilisation Factor Table(Floor cavity)

Utilisation Factors UF(F)			SHR NOM = 1.25									
Room Reflectance			Room Index(RI)									
Ceiling	Wall	Floor	0.75	1.00	1.25	1.50	2.00	2.50	3.00	4.00	5.00	
0.70	0.50	0.20	0.27	0.32	0.35	0.38	0.41	0.43	0.45	0.47	0.48	
	0.30		0.24	0.28	0.32	0.34	0.38	0.41	0.42	0.45	0.46	
	0.20		0.21	0.26	0.29	0.32	0.36	0.39	0.41	0.43	0.45	
0.50	0.50	0.20	0.26	0.31	0.34	0.36	0.39	0.41	0.43	0.45	0.46	
	0.30		0.23	0.28	0.31	0.34	0.37	0.39	0.41	0.43	0.45	
	0.20		0.21	0.25	0.29	0.31	0.35	0.38	0.39	0.42	0.44	
0.30	0.50	0.20	0.26	0.30	0.33	0.35	0.38	0.40	0.41	0.43	0.44	
	0.30		0.23	0.27	0.30	0.33	0.36	0.38	0.40	0.42	0.43	
	0.20		0.21	0.25	0.28	0.31	0.34	0.37	0.38	0.41	0.42	
0.00	0.00	0.00	0.20	0.24	0.27	0.29	0.33	0.35	0.36	0.38	0.40	
<p>Rating: 30W Photometrically tested without ceiling board. Multiply UF values by service correction factors Calculate in accordance with CIBSE Technical Memorandum NO.5 1980</p>												

Utilisation Factor Table(Wall)

Utilisation Factors UF(W)			SHR NOM = 1.25									
Room Reflectance			Room Index(RI)									
Ceiling	Wall	Floor	0.75	1.00	1.25	1.50	2.00	2.50	3.00	4.00	5.00	
0.70	0.50	0.20	0.45	0.37	0.31	0.27	0.21	0.18	0.15	0.12	0.10	
	0.30		0.37	0.31	0.27	0.24	0.19	0.16	0.14	0.11	0.09	
	0.20		0.32	0.27	0.24	0.21	0.18	0.15	0.13	0.10	0.09	
0.50	0.50	0.20	0.43	0.35	0.30	0.26	0.20	0.18	0.14	0.11	0.09	
	0.30		0.36	0.30	0.26	0.23	0.19	0.16	0.13	0.10	0.09	
	0.20		0.31	0.27	0.24	0.21	0.17	0.15	0.13	0.10	0.08	
0.30	0.50	0.20	0.42	0.34	0.28	0.25	0.19	0.16	0.14	0.10	0.09	
	0.30		0.35	0.30	0.25	0.22	0.18	0.15	0.13	0.10	0.08	
	0.20		0.31	0.26	0.23	0.20	0.17	0.14	0.12	0.10	0.08	
0.00	0.00	0.00	0.26	0.22	0.19	0.16	0.13	0.11	0.09	0.07	0.06	
<p>Rating: 30W Photometrically tested without ceiling board. Multiply UF values by service correction factors Calculate in accordance with CIBSE Technical Memorandum NO.5 1980</p>												

Utilisation Factor Table(Ceiling cavity)

Utilisation Factors UF(C)			SHR NOM = 1.25								
Room Reflectance			Room Index(RI)								
Ceiling	Wall	Floor	0.75	1.00	1.25	1.50	2.00	2.50	3.00	4.00	5.00
0.70	0.50	0.20	0.08	0.09	0.09	0.09	0.10	0.10	0.10	0.10	0.11
	0.30		0.05	0.06	0.06	0.07	0.08	0.08	0.08	0.09	0.09
	0.20		0.03	0.03	0.04	0.05	0.06	0.06	0.07	0.08	0.08
0.50	0.50	0.20	0.08	0.08	0.09	0.09	0.09	0.10	0.10	0.10	0.10
	0.30		0.05	0.06	0.06	0.07	0.07	0.08	0.08	0.09	0.09
	0.20		0.03	0.03	0.04	0.05	0.06	0.06	0.07	0.08	0.08
0.30	0.50	0.20	0.07	0.08	0.08	0.09	0.09	0.09	0.09	0.10	0.10
	0.30		0.05	0.05	0.06	0.06	0.07	0.08	0.08	0.08	0.09
	0.20		0.03	0.03	0.04	0.05	0.05	0.06	0.07	0.07	0.08
0.00	0.00	0.00	0.01	0.01	0.01	0.01	0.01	0.01	0.01	0.01	0.01
<p>Rating: 30W Photometrically tested without ceiling board. Multiply UF values by service correction factors Calculate in accordance with CIBSE Technical Memorandum NO.5 1980</p>											

Zonal Lumen

Gamma [°]	I _{mean} [cd]	Zonal Flux [lm]	Sum Zonal Flux [lm]	Rel Zonal Flux [%]	Sum Rel Zonal Flux [%]
0.0-1.0	1388.8	1.3	1.3	0.02	0.02
1.0-2.0	1388.2	4.0	5.3	0.05	0.07
2.0-3.0	1386.8	6.6	11.9	0.09	0.16
3.0-4.0	1384.7	9.3	21.2	0.12	0.28
4.0-5.0	1382.0	11.9	33.1	0.15	0.43
5.0-6.0	1378.6	14.5	47.6	0.19	0.62
6.0-7.0	1374.4	17.1	64.7	0.22	0.84
7.0-8.0	1369.5	19.6	84.3	0.26	1.10
8.0-9.0	1364.0	22.1	106.4	0.29	1.39
9.0-10.0	1357.6	24.6	130.9	0.32	1.70
10.0-11.0	1350.6	27.0	157.9	0.35	2.06
11.0-12.0	1342.9	29.4	187.3	0.38	2.44
12.0-13.0	1334.6	31.7	219.0	0.41	2.85
13.0-14.0	1325.6	33.9	252.9	0.44	3.29
14.0-15.0	1315.9	36.1	289.0	0.47	3.76
15.0-16.0	1305.7	38.3	327.3	0.50	4.26
16.0-17.0	1294.9	40.3	367.6	0.53	4.79
17.0-18.0	1283.4	42.3	409.9	0.55	5.34
18.0-19.0	1271.4	44.2	454.2	0.58	5.91
19.0-20.0	1258.8	46.1	500.3	0.60	6.51
20.0-21.0	1245.8	47.8	548.1	0.62	7.14
21.0-22.0	1232.1	49.5	597.6	0.64	7.78
22.0-23.0	1218.1	51.1	648.7	0.67	8.45
23.0-24.0	1203.6	52.6	701.4	0.69	9.13
24.0-25.0	1188.5	54.0	755.4	0.70	9.84
25.0-26.0	1173.1	55.4	810.8	0.72	10.56
26.0-27.0	1157.3	56.6	867.4	0.74	11.29
27.0-28.0	1141.2	57.8	925.2	0.75	12.05
28.0-29.0	1124.7	58.8	984.1	0.77	12.81
29.0-30.0	1107.7	59.8	1043.9	0.78	13.59
30.0-31.0	1090.4	60.7	1104.6	0.79	14.38
31.0-32.0	1073.0	61.5	1166.0	0.80	15.18
32.0-33.0	1055.2	62.2	1228.2	0.81	15.99
33.0-34.0	1037.1	62.8	1291.0	0.82	16.81
34.0-35.0	1018.8	63.3	1354.3	0.82	17.63
35.0-36.0	1000.2	63.7	1418.0	0.83	18.46

C Plane (°):0.0-360.0: 30.0
 Test Lab: 80
 Test Type: TYPE C
 Temperature: 23
 Operator: QIU

Gamma Plane (°):0.0-180.0:1.0
 Test Device: GPM-1600L
 Distance: 8.690 m
 Humidity: 88
 Inspector:

Zonal Lumen (Continue 1)

Gamma [°]	I _{mean} [cd]	Zonal Flux [lm]	Sum Zonal Flux [lm]	Rel Zonal Flux [%]	Sum Rel Zonal Flux [%]
36.0-37.0	981.6	64.0	1482.0	0.83	19.30
37.0-38.0	962.7	64.3	1546.3	0.84	20.13
38.0-39.0	943.5	64.4	1610.7	0.84	20.97
39.0-40.0	924.2	64.5	1675.1	0.84	21.81
40.0-41.0	904.7	64.4	1739.6	0.84	22.65
41.0-42.0	885.1	64.3	1803.9	0.84	23.49
42.0-43.0	865.4	64.1	1868.0	0.83	24.32
43.0-44.0	845.5	63.8	1931.8	0.83	25.15
44.0-45.0	825.6	63.5	1995.3	0.83	25.98
45.0-46.0	805.5	63.0	2058.3	0.82	26.80
46.0-47.0	785.4	62.5	2120.7	0.81	27.61
47.0-48.0	765.1	61.9	2182.6	0.81	28.42
48.0-49.0	744.8	61.2	2243.8	0.80	29.22
49.0-50.0	724.5	60.4	2304.2	0.79	30.00
50.0-51.0	703.9	59.6	2363.8	0.78	30.78
51.0-52.0	683.4	58.7	2422.4	0.76	31.54
52.0-53.0	663.0	57.7	2480.1	0.75	32.29
53.0-54.0	642.4	56.6	2536.7	0.74	33.03
54.0-55.0	621.8	55.5	2592.2	0.72	33.75
55.0-56.0	601.1	54.3	2646.6	0.71	34.46
56.0-57.0	580.5	53.1	2699.6	0.69	35.15
57.0-58.0	559.8	51.8	2751.4	0.67	35.83
58.0-59.0	538.9	50.4	2801.8	0.66	36.48
59.0-60.0	518.1	49.0	2850.8	0.64	37.12
60.0-61.0	497.4	47.5	2898.2	0.62	37.74
61.0-62.0	476.5	45.9	2944.1	0.60	38.34
62.0-63.0	455.7	44.3	2988.5	0.58	38.91
63.0-64.0	435.0	42.7	3031.2	0.56	39.47
64.0-65.0	414.2	41.0	3072.2	0.53	40.00
65.0-66.0	393.3	39.2	3111.4	0.51	40.51
66.0-67.0	372.5	37.5	3148.9	0.49	41.00
67.0-68.0	351.8	35.6	3184.5	0.46	41.46
68.0-69.0	331.0	33.8	3218.3	0.44	41.90
69.0-70.0	310.3	31.9	3250.2	0.42	42.32
70.0-71.0	289.9	30.0	3280.1	0.39	42.71
71.0-72.0	269.5	28.0	3308.2	0.36	43.07

C Plane (°):0.0-360.0: 30.0
 Test Lab: 80
 Test Type: TYPE C
 Temperature: 23
 Operator: QIU

Gamma Plane (°):0.0-180.0:1.0
 Test Device: GPM-1600L
 Distance: 8.690 m
 Humidity: 88
 Inspector:

Zonal Lumen (Continue 2)

Gamma [°]	I _{mean} [cd]	Zonal Flux [lm]	Sum Zonal Flux [lm]	Rel Zonal Flux [%]	Sum Rel Zonal Flux [%]
72.0-73.0	249.2	26.1	3334.2	0.34	43.41
73.0-74.0	229.2	24.1	3358.3	0.31	43.73
74.0-75.0	209.4	22.1	3380.5	0.29	44.02
75.0-76.0	189.9	20.2	3400.6	0.26	44.28
76.0-77.0	170.7	18.2	3418.8	0.24	44.52
77.0-78.0	151.7	16.2	3435.1	0.21	44.73
78.0-79.0	133.5	14.3	3449.4	0.19	44.91
79.0-80.0	115.8	12.5	3461.9	0.16	45.08
80.0-81.0	98.8	10.7	3472.6	0.14	45.22
81.0-82.0	82.6	9.0	3481.5	0.12	45.33
82.0-83.0	67.5	7.3	3488.9	0.10	45.43
83.0-84.0	53.5	5.8	3494.7	0.08	45.50
84.0-85.0	41.0	4.5	3499.2	0.06	45.56
85.0-86.0	30.4	3.3	3502.5	0.04	45.61
86.0-87.0	21.5	2.4	3504.9	0.03	45.64
87.0-88.0	14.7	1.6	3506.5	0.02	45.66
88.0-89.0	9.6	1.1	3507.5	0.01	45.67
89.0-90.0	5.9	0.6	3508.2	0.01	45.68
90.0-91.0	3.6	0.4	3508.6	0.01	45.68
91.0-92.0	2.5	0.3	3508.8	0.00	45.69
92.0-93.0	2.3	0.2	3509.1	0.00	45.69
93.0-94.0	2.3	0.3	3509.3	0.00	45.69
94.0-95.0	2.4	0.3	3509.6	0.00	45.70
95.0-96.0	2.5	0.3	3509.9	0.00	45.70
96.0-97.0	2.7	0.3	3510.2	0.00	45.71
97.0-98.0	2.8	0.3	3510.5	0.00	45.71
98.0-99.0	2.9	0.3	3510.8	0.00	45.71
99.0-100.0	3.1	0.3	3511.1	0.00	45.72
100.0-101.0	3.2	0.3	3511.5	0.00	45.72
101.0-102.0	3.3	0.4	3511.8	0.00	45.73
102.0-103.0	3.5	0.4	3512.2	0.00	45.73
103.0-104.0	3.6	0.4	3512.6	0.01	45.74
104.0-105.0	3.8	0.4	3513.0	0.01	45.74
105.0-106.0	3.9	0.4	3513.4	0.01	45.75
106.0-107.0	4.1	0.4	3513.8	0.01	45.75
107.0-108.0	4.2	0.4	3514.3	0.01	45.76

C Plane (°):0.0-360.0: 30.0
 Test Lab: 80
 Test Type: TYPE C
 Temperature: 23
 Operator: QIU

Gamma Plane (°):0.0-180.0:1.0
 Test Device: GPM-1600L
 Distance: 8.690 m
 Humidity: 88
 Inspector:

Zonal Lumen (Continue 3)

Gamma [°]	I _{mean} [cd]	Zonal Flux [lm]	Sum Zonal Flux [lm]	Rel Zonal Flux [%]	Sum Rel Zonal Flux [%]
108.0-109.0	4.4	0.5	3514.7	0.01	45.76
109.0-110.0	4.5	0.5	3515.2	0.01	45.77
110.0-111.0	4.7	0.5	3515.7	0.01	45.78
111.0-112.0	4.9	0.5	3516.2	0.01	45.78
112.0-113.0	5.0	0.5	3516.7	0.01	45.79
113.0-114.0	5.2	0.5	3517.2	0.01	45.80
114.0-115.0	5.3	0.5	3517.7	0.01	45.80
115.0-116.0	5.5	0.5	3518.3	0.01	45.81
116.0-117.0	5.7	0.6	3518.8	0.01	45.82
117.0-118.0	5.8	0.6	3519.4	0.01	45.83
118.0-119.0	6.0	0.6	3520.0	0.01	45.83
119.0-120.0	6.2	0.6	3520.6	0.01	45.84
120.0-121.0	6.3	0.6	3521.2	0.01	45.85
121.0-122.0	6.5	0.6	3521.8	0.01	45.86
122.0-123.0	6.7	0.6	3522.4	0.01	45.86
123.0-124.0	6.8	0.6	3523.0	0.01	45.87
124.0-125.0	7.0	0.6	3523.6	0.01	45.88
125.0-126.0	7.2	0.6	3524.3	0.01	45.89
126.0-127.0	7.3	0.6	3524.9	0.01	45.90
127.0-128.0	7.5	0.7	3525.6	0.01	45.91
128.0-129.0	7.7	0.7	3526.2	0.01	45.91
129.0-130.0	7.8	0.7	3526.9	0.01	45.92
130.0-131.0	8.0	0.7	3527.6	0.01	45.93
131.0-132.0	8.2	0.7	3528.2	0.01	45.94
132.0-133.0	8.4	0.7	3528.9	0.01	45.95
133.0-134.0	8.5	0.7	3529.6	0.01	45.96
134.0-135.0	8.7	0.7	3530.3	0.01	45.97
135.0-136.0	8.9	0.7	3531.0	0.01	45.98
136.0-137.0	9.1	0.7	3531.7	0.01	45.99
137.0-138.0	9.3	0.7	3532.3	0.01	45.99
138.0-139.0	9.4	0.7	3533.0	0.01	46.00
139.0-140.0	9.6	0.7	3533.7	0.01	46.01
140.0-141.0	9.8	0.7	3534.4	0.01	46.02
141.0-142.0	10.0	0.7	3535.1	0.01	46.03
142.0-143.0	10.1	0.7	3535.8	0.01	46.04
143.0-144.0	10.3	0.7	3536.4	0.01	46.05

C Plane (°):0.0-360.0: 30.0
 Test Lab: 80
 Test Type: TYPE C
 Temperature: 23
 Operator: QIU

Gamma Plane (°):0.0-180.0:1.0
 Test Device: GPM-1600L
 Distance: 8.690 m
 Humidity: 88
 Inspector:

Zonal Lumen (Continue 4)

Gamma [°]	I _{mean} [cd]	Zonal Flux [lm]	Sum Zonal Flux [lm]	Rel Zonal Flux [%]	Sum Rel Zonal Flux [%]
144.0-145.0	10.5	0.7	3537.1	0.01	46.06
145.0-146.0	10.6	0.7	3537.8	0.01	46.06
146.0-147.0	10.8	0.7	3538.4	0.01	46.07
147.0-148.0	10.9	0.6	3539.1	0.01	46.08
148.0-149.0	11.1	0.6	3539.7	0.01	46.09
149.0-150.0	11.3	0.6	3540.3	0.01	46.10
150.0-151.0	11.4	0.6	3540.9	0.01	46.11
151.0-152.0	11.6	0.6	3541.5	0.01	46.11
152.0-153.0	11.7	0.6	3542.1	0.01	46.12
153.0-154.0	11.9	0.6	3542.7	0.01	46.13
154.0-155.0	12.1	0.6	3543.3	0.01	46.14
155.0-156.0	12.2	0.6	3543.8	0.01	46.14
156.0-157.0	12.4	0.5	3544.4	0.01	46.15
157.0-158.0	12.5	0.5	3544.9	0.01	46.16
158.0-159.0	12.6	0.5	3545.4	0.01	46.16
159.0-160.0	12.7	0.5	3545.9	0.01	46.17
160.0-161.0	12.9	0.5	3546.4	0.01	46.18
161.0-162.0	13.0	0.5	3546.8	0.01	46.18
162.0-163.0	13.1	0.4	3547.3	0.01	46.19
163.0-164.0	13.2	0.4	3547.7	0.01	46.19
164.0-165.0	13.3	0.4	3548.1	0.01	46.20
165.0-166.0	13.4	0.4	3548.4	0.00	46.20
166.0-167.0	13.5	0.3	3548.8	0.00	46.21
167.0-168.0	13.6	0.3	3549.1	0.00	46.21
168.0-169.0	13.8	0.3	3549.4	0.00	46.22
169.0-170.0	13.9	0.3	3549.7	0.00	46.22
170.0-171.0	14.0	0.3	3549.9	0.00	46.22
171.0-172.0	14.0	0.2	3550.2	0.00	46.23
172.0-173.0	14.1	0.2	3550.4	0.00	46.23
173.0-174.0	14.2	0.2	3550.5	0.00	46.23
174.0-175.0	14.3	0.1	3550.7	0.00	46.23
175.0-176.0	14.3	0.1	3550.8	0.00	46.23
176.0-177.0	14.4	0.1	3550.9	0.00	46.24
177.0-178.0	14.4	0.1	3551.0	0.00	46.24
178.0-179.0	14.4	0.0	3551.0	0.00	46.24
179.0-180.0	14.5	0.0	3551.0	0.00	46.24

C Plane (°):0.0-360.0: 30.0
 Test Lab: 80
 Test Type: TYPE C
 Temperature: 23
 Operator: QIU

Gamma Plane (°):0.0-180.0:1.0
 Test Device: GPM-1600L
 Distance: 8.690 m
 Humidity: 88
 Inspector:

Candlepower Table

Unit: cd

G\C	C0.0	C30.0	C60.0	C90.0	C120.0	C150.0	C180.0	C210.0	C240.0	C270.0
G0.0	1390.8	1389.1	1389.0	1388.8	1388.6	1387.7	1390.8	1389.1	1389.0	1388.8
G1.0	1391.0	1389.9	1389.8	1389.8	1389.3	1387.4	1390.2	1387.8	1387.2	1387.5
G2.0	1390.7	1389.8	1390.0	1389.9	1389.1	1386.8	1388.5	1385.7	1384.8	1385.1
G3.0	1389.2	1389.0	1389.6	1389.8	1388.4	1385.1	1386.3	1383.0	1381.8	1382.1
G4.0	1387.3	1387.8	1388.8	1388.8	1387.0	1383.1	1383.5	1379.7	1377.9	1378.1
G5.0	1384.9	1385.8	1387.1	1387.1	1384.7	1380.4	1379.8	1375.3	1373.4	1373.7
G6.0	1381.6	1383.3	1384.8	1384.6	1381.8	1377.2	1375.6	1370.8	1367.9	1368.0
G7.0	1377.7	1379.8	1381.7	1381.4	1378.3	1373.0	1370.7	1365.3	1361.8	1361.7
G8.0	1373.3	1376.1	1378.2	1377.3	1374.2	1368.3	1365.3	1358.9	1355.0	1354.5
G9.0	1368.2	1371.6	1373.5	1372.4	1369.2	1363.1	1359.2	1352.1	1347.2	1346.9
G10.0	1362.1	1366.2	1368.0	1366.7	1363.3	1357.0	1352.4	1344.4	1338.5	1338.2
G11.0	1355.9	1360.3	1361.9	1360.3	1356.6	1350.4	1345.0	1336.5	1329.6	1329.2
G12.0	1348.6	1353.6	1355.3	1353.3	1349.7	1343.0	1336.7	1327.6	1320.0	1319.1
G13.0	1340.7	1346.3	1347.7	1345.4	1341.8	1335.2	1327.7	1318.3	1310.1	1308.9
G14.0	1332.8	1338.8	1339.6	1336.8	1333.1	1326.5	1318.6	1308.2	1298.6	1296.9
G15.0	1323.5	1330.1	1330.7	1327.2	1323.7	1317.6	1308.7	1297.3	1287.0	1285.3
G16.0	1314.2	1321.0	1321.4	1317.7	1314.0	1307.8	1298.3	1286.2	1274.6	1272.8
G17.0	1303.9	1311.4	1311.3	1306.8	1303.0	1297.4	1287.4	1274.6	1262.5	1259.7
G18.0	1293.4	1300.8	1300.6	1295.7	1292.0	1286.3	1275.8	1262.0	1248.9	1246.4
G19.0	1282.5	1289.9	1288.9	1284.3	1280.2	1274.9	1263.6	1249.5	1234.5	1231.8
G20.0	1270.8	1278.4	1277.2	1271.9	1267.8	1262.8	1250.8	1235.6	1220.5	1217.4
G21.0	1258.1	1266.5	1264.7	1258.8	1255.1	1250.4	1237.9	1222.1	1206.1	1202.3
G22.0	1245.6	1254.1	1251.4	1245.2	1241.5	1237.4	1224.3	1207.6	1190.2	1186.0
G23.0	1232.5	1241.3	1237.9	1231.7	1227.9	1224.0	1210.2	1192.7	1175.1	1170.3
G24.0	1218.8	1227.7	1223.7	1216.8	1213.4	1210.2	1195.4	1177.7	1158.6	1153.9
G25.0	1204.8	1213.8	1209.4	1202.1	1198.9	1195.7	1180.4	1161.3	1141.6	1136.6
G26.0	1190.3	1198.7	1194.2	1186.8	1183.3	1180.8	1165.0	1145.9	1125.1	1119.5
G27.0	1175.3	1184.5	1179.1	1171.4	1168.0	1165.6	1148.4	1129.0	1107.5	1102.0
G28.0	1160.1	1169.2	1163.8	1155.2	1152.0	1149.9	1133.3	1112.5	1090.2	1084.3
G29.0	1144.4	1153.6	1147.2	1138.8	1135.7	1133.9	1116.2	1095.1	1072.2	1066.1
G30.0	1128.3	1137.2	1130.5	1121.2	1118.9	1117.6	1099.6	1078.2	1053.8	1047.6
G31.0	1112.1	1121.4	1113.7	1104.5	1102.1	1101.4	1081.6	1060.0	1035.2	1028.9
G32.0	1095.3	1104.5	1096.9	1086.8	1084.8	1084.2	1064.8	1041.9	1017.0	1010.2
G33.0	1078.3	1087.2	1079.4	1069.0	1067.2	1066.8	1046.6	1023.6	997.6	991.1
G34.0	1060.9	1069.9	1061.2	1051.0	1049.3	1048.8	1028.9	1005.0	978.9	971.7
G35.0	1043.2	1052.6	1043.8	1033.4	1031.4	1031.3	1010.3	985.6	959.2	952.4
G36.0	1025.1	1034.5	1025.2	1014.9	1012.4	1012.6	991.5	967.3	940.1	933.0

C Plane (°):0.0-360.0: 30.0
 Test Lab: 80
 Test Type: TYPE C
 Temperature: 23
 Operator: QIU

Gamma Plane (°):0.0-180.0:1.0
 Test Device: GPM-1600L
 Distance: 8.690 m
 Humidity: 88
 Inspector:

Candlepower Table (Continue 1)

Unit: cd

G\C	C0.0	C30.0	C60.0	C90.0	C120.0	C150.0	C180.0	C210.0	C240.0	C270.0
G37.0	1007.8	1016.7	1006.7	996.4	994.3	995.2	972.5	948.1	920.9	913.3
G38.0	989.0	998.2	988.0	977.3	975.0	976.2	953.4	928.5	901.5	893.4
G39.0	970.2	979.5	969.1	958.3	956.5	957.8	934.4	909.4	881.2	872.9
G40.0	951.0	960.7	950.4	939.1	937.4	938.5	915.4	889.6	860.7	853.4
G41.0	932.8	941.6	931.2	919.8	918.3	919.8	894.9	868.8	841.7	832.8
G42.0	913.3	922.5	911.9	900.4	898.4	900.5	874.8	849.2	821.5	813.6
G43.0	893.9	903.2	892.3	880.7	879.2	881.1	855.4	829.1	800.8	792.4
G44.0	875.0	883.7	872.5	861.2	859.9	861.3	835.2	809.0	780.9	772.5
G45.0	855.0	864.4	853.3	842.1	840.4	842.5	815.0	787.8	760.0	752.0
G46.0	835.7	844.3	833.0	821.3	820.6	822.0	794.3	767.7	739.7	731.9
G47.0	815.3	824.3	813.6	802.1	801.1	802.5	773.8	747.6	718.9	711.4
G48.0	795.0	804.1	793.5	782.2	781.1	782.3	753.4	726.8	698.7	690.9
G49.0	775.2	784.4	773.8	762.2	761.0	762.3	732.3	705.6	677.8	670.0
G50.0	754.7	763.7	753.6	742.3	740.9	741.9	711.8	685.3	657.7	649.8
G51.0	733.8	743.8	733.6	722.6	720.8	721.8	690.4	664.4	636.6	628.7
G52.0	713.9	723.3	713.2	702.5	700.1	701.3	669.3	643.9	616.3	608.6
G53.0	693.4	703.1	693.8	682.6	681.1	681.7	648.1	622.7	595.0	587.5
G54.0	673.2	682.3	673.3	662.3	660.3	661.0	627.3	601.1	574.7	567.3
G55.0	652.3	662.0	652.8	642.9	640.4	640.9	605.4	579.8	554.3	546.5
G56.0	631.3	641.1	631.9	622.2	619.9	620.6	584.5	559.6	533.4	526.3
G57.0	610.8	620.2	613.2	602.3	599.4	600.0	563.1	538.0	513.0	506.0
G58.0	589.7	599.9	591.8	582.2	579.5	579.1	542.2	516.8	491.8	485.1
G59.0	568.7	579.4	571.3	561.9	559.2	558.5	520.2	495.2	471.0	464.4
G60.0	547.7	558.4	550.9	541.6	539.2	538.1	499.1	474.4	450.3	444.3
G61.0	527.3	537.2	531.1	521.7	518.7	516.7	477.1	453.1	429.5	422.7
G62.0	505.8	516.1	509.9	501.1	497.9	496.1	455.9	432.6	408.2	402.6
G63.0	484.5	495.6	490.0	482.0	477.8	475.9	434.7	410.9	388.3	381.9
G64.0	463.3	474.4	469.7	461.6	458.0	454.8	413.0	389.4	367.8	361.9
G65.0	442.4	453.6	449.0	441.2	437.9	434.2	391.3	367.6	346.6	341.3
G66.0	421.1	432.5	428.9	420.9	417.0	413.2	369.8	347.3	326.0	321.3
G67.0	399.7	411.8	408.3	401.1	396.5	392.3	348.2	325.7	305.5	300.6
G68.0	379.4	391.3	387.8	380.9	376.5	371.4	326.8	304.7	285.1	280.5
G69.0	357.2	369.1	367.3	360.3	356.2	350.6	304.8	283.7	264.8	260.9
G70.0	336.3	349.1	347.3	341.0	335.9	330.7	283.5	262.8	245.1	240.0
G71.0	315.5	327.9	326.8	320.8	315.5	309.3	263.2	242.4	224.6	221.1
G72.0	293.7	306.8	306.8	300.7	295.6	289.5	241.6	221.5	204.7	201.0
G73.0	273.6	286.1	286.4	281.3	276.0	268.9	220.8	201.4	185.5	182.1

C Plane (°):0.0-360.0: 30.0
 Test Lab: 80
 Test Type: TYPE C
 Temperature: 23
 Operator: QIU

Gamma Plane (°):0.0-180.0:1.0
 Test Device: GPM-1600L
 Distance: 8.690 m
 Humidity: 88
 Inspector:

Candlepower Table (Continue 2)

Unit: cd

G\C	C0.0	C30.0	C60.0	C90.0	C120.0	C150.0	C180.0	C210.0	C240.0	C270.0
G74.0	253.3	265.8	266.3	261.4	256.0	248.4	200.0	181.5	166.2	163.1
G75.0	232.2	244.9	246.4	241.9	236.3	228.4	180.1	162.3	147.9	145.0
G76.0	212.3	225.1	226.7	222.9	217.2	208.4	160.4	142.7	129.2	126.1
G77.0	191.8	204.6	206.7	203.3	196.7	188.9	140.9	124.1	111.4	109.0
G78.0	172.1	185.0	187.6	184.0	178.5	169.5	121.9	106.0	94.4	91.9
G79.0	152.4	165.6	168.6	165.0	159.5	150.2	104.2	88.8	78.5	76.3
G80.0	133.9	147.1	150.0	147.1	141.5	132.1	86.3	72.3	62.7	61.2
G81.0	114.8	128.1	131.9	128.9	123.3	114.1	70.1	57.3	48.8	47.5
G82.0	97.5	110.2	114.3	112.0	106.1	96.5	54.4	42.9	35.7	35.0
G83.0	80.8	92.6	96.9	94.6	89.1	79.7	41.0	30.7	24.8	24.3
G84.0	64.7	76.3	81.1	78.7	73.1	64.2	28.1	20.0	15.5	15.1
G85.0	49.8	61.0	65.5	63.8	58.4	49.6	18.2	11.7	8.9	8.6
G86.0	36.8	46.8	51.4	50.2	44.9	36.9	9.9	5.7	4.3	4.2
G87.0	25.3	33.7	38.2	37.3	32.7	25.3	4.4	2.7	2.4	2.4
G88.0	15.7	22.9	26.6	26.2	22.2	15.9	2.2	2.0	1.9	1.9
G89.0	8.3	13.6	16.9	16.6	13.3	8.5	2.0	2.0	1.8	1.8
G90.0	3.8	7.3	9.5	9.4	7.1	4.0	2.1	2.1	1.9	1.8
G91.0	2.5	3.3	4.6	4.5	3.3	2.5	2.2	2.1	2.0	1.9
G92.0	2.4	2.4	2.5	2.4	2.3	2.3	2.3	2.3	2.1	2.0
G93.0	2.5	2.3	2.1	2.0	2.1	2.4	2.4	2.4	2.2	2.1
G94.0	2.6	2.5	2.1	2.0	2.2	2.5	2.5	2.5	2.4	2.3
G95.0	2.8	2.6	2.3	2.1	2.3	2.6	2.7	2.6	2.5	2.4
G96.0	2.9	2.7	2.4	2.3	2.4	2.7	2.8	2.8	2.6	2.5
G97.0	3.0	2.8	2.5	2.4	2.5	2.9	2.9	2.9	2.7	2.6
G98.0	3.2	2.9	2.6	2.5	2.6	3.0	3.0	3.0	2.8	2.7
G99.0	3.3	3.0	2.7	2.6	2.8	3.2	3.2	3.2	3.0	2.8
G100.0	3.5	3.2	2.9	2.7	2.9	3.3	3.4	3.3	3.1	3.0
G101.0	3.6	3.4	3.0	2.9	3.0	3.4	3.5	3.5	3.3	3.1
G102.0	3.8	3.5	3.2	3.0	3.2	3.6	3.7	3.6	3.4	3.3
G103.0	4.0	3.6	3.3	3.2	3.3	3.8	3.8	3.8	3.5	3.4
G104.0	4.1	3.8	3.4	3.3	3.5	3.9	4.0	3.9	3.7	3.5
G105.0	4.3	3.9	3.6	3.4	3.6	4.1	4.1	4.1	3.8	3.7
G106.0	4.4	4.1	3.7	3.6	3.8	4.2	4.3	4.2	4.0	3.8
G107.0	4.6	4.3	3.8	3.8	3.9	4.4	4.4	4.4	4.1	4.0
G108.0	4.8	4.4	4.0	3.8	4.1	4.6	4.6	4.6	4.3	4.1
G109.0	4.9	4.6	4.2	4.0	4.2	4.7	4.8	4.7	4.4	4.3
G110.0	5.1	4.7	4.3	4.2	4.4	4.8	4.9	4.8	4.6	4.4

C Plane (°):0.0-360.0: 30.0
 Test Lab: 80
 Test Type: TYPE C
 Temperature: 23
 Operator: QIU

Gamma Plane (°):0.0-180.0:1.0
 Test Device: GPM-1600L
 Distance: 8.690 m
 Humidity: 88
 Inspector:

Candlepower Table (Continue 3)

Unit: cd

G\C	C0.0	C30.0	C60.0	C90.0	C120.0	C150.0	C180.0	C210.0	C240.0	C270.0
G111.0	5.3	4.9	4.5	4.3	4.6	5.0	5.1	5.0	4.7	4.6
G112.0	5.5	5.0	4.7	4.5	4.7	5.1	5.3	5.1	4.9	4.8
G113.0	5.6	5.2	4.8	4.7	4.9	5.3	5.4	5.3	5.1	4.9
G114.0	5.8	5.4	5.0	4.8	5.0	5.5	5.6	5.5	5.2	5.1
G115.0	5.9	5.6	5.1	5.0	5.2	5.7	5.7	5.6	5.3	5.3
G116.0	6.2	5.7	5.3	5.2	5.3	5.8	5.9	5.8	5.5	5.4
G117.0	6.3	5.8	5.5	5.3	5.5	6.0	6.1	5.9	5.7	5.6
G118.0	6.5	6.1	5.6	5.5	5.7	6.2	6.3	6.1	5.8	5.7
G119.0	6.6	6.2	5.8	5.7	5.8	6.3	6.4	6.3	6.0	5.9
G120.0	6.8	6.4	5.9	5.8	6.1	6.5	6.6	6.4	6.2	6.1
G121.0	7.0	6.5	6.1	6.0	6.2	6.6	6.7	6.6	6.3	6.2
G122.0	7.1	6.7	6.3	6.2	6.4	6.8	6.9	6.7	6.5	6.4
G123.0	7.3	6.8	6.5	6.4	6.5	7.0	7.1	6.9	6.7	6.6
G124.0	7.5	7.0	6.6	6.5	6.7	7.2	7.2	7.1	6.8	6.7
G125.0	7.7	7.2	6.8	6.7	6.9	7.3	7.4	7.2	7.0	6.9
G126.0	7.8	7.3	7.0	6.9	7.1	7.5	7.6	7.4	7.2	7.1
G127.0	8.0	7.5	7.1	7.1	7.2	7.7	7.7	7.6	7.3	7.2
G128.0	8.2	7.7	7.3	7.2	7.4	7.8	7.9	7.7	7.5	7.4
G129.0	8.4	7.8	7.4	7.4	7.6	8.0	8.0	7.9	7.7	7.6
G130.0	8.5	8.0	7.7	7.6	7.8	8.2	8.2	8.1	7.9	7.8
G131.0	8.7	8.2	7.8	7.8	7.9	8.4	8.4	8.2	8.0	7.9
G132.0	8.9	8.3	8.0	8.0	8.1	8.5	8.6	8.4	8.2	8.1
G133.0	9.1	8.5	8.1	8.1	8.3	8.7	8.7	8.6	8.4	8.3
G134.0	9.2	8.7	8.3	8.3	8.5	8.8	8.9	8.9	8.6	8.5
G135.0	9.4	8.8	8.5	8.5	8.7	9.1	9.1	9.2	8.7	8.7
G136.0	9.6	9.1	8.7	8.7	8.8	9.2	9.3	9.4	8.9	8.8
G137.0	9.7	9.2	8.8	8.8	9.0	9.4	9.5	9.6	9.1	9.0
G138.0	9.9	9.4	9.0	9.1	9.1	9.6	9.6	9.7	9.3	9.1
G139.0	10.1	9.6	9.2	9.2	9.4	9.9	9.8	9.8	9.4	9.4
G140.0	10.3	9.7	9.4	9.4	9.5	10.1	10.0	9.9	9.6	9.5
G141.0	10.4	10.0	9.5	9.5	9.7	10.4	10.2	10.0	9.8	9.7
G142.0	10.6	10.1	9.7	9.7	9.9	10.6	10.3	10.2	10.0	9.9
G143.0	10.8	10.2	9.9	9.9	10.1	10.9	10.5	10.3	10.1	10.0
G144.0	10.9	10.4	10.1	10.1	10.2	11.0	10.6	10.5	10.3	10.2
G145.0	11.1	10.6	10.2	10.2	10.4	11.1	10.8	10.6	10.4	10.3
G146.0	11.2	10.8	10.4	10.4	10.6	11.1	11.0	10.9	10.6	10.5
G147.0	11.4	10.9	10.6	10.6	10.7	11.2	11.1	11.0	10.8	10.6

C Plane (°):0.0-360.0: 30.0
 Test Lab: 80
 Test Type: TYPE C
 Temperature: 23
 Operator: QIU

Gamma Plane (°):0.0-180.0:1.0
 Test Device: GPM-1600L
 Distance: 8.690 m
 Humidity: 88
 Inspector:

Candlepower Table (Continue 4)

Unit: cd

G\C	C0.0	C30.0	C60.0	C90.0	C120.0	C150.0	C180.0	C210.0	C240.0	C270.0
G148.0	11.6	11.1	10.8	10.8	10.9	11.3	11.3	11.2	10.9	10.8
G149.0	11.7	11.2	10.9	10.9	11.0	11.5	11.5	11.4	11.1	11.0
G150.0	11.8	11.4	11.1	11.0	11.2	11.6	11.6	11.5	11.4	11.1
G151.0	12.0	11.5	11.2	11.2	11.3	11.7	11.7	11.7	11.6	11.3
G152.0	12.1	11.7	11.4	11.3	11.5	11.9	11.9	11.8	11.8	11.5
G153.0	12.3	11.8	11.6	11.5	11.7	12.0	12.0	11.9	11.8	11.7
G154.0	12.4	12.0	11.8	11.6	11.9	12.2	12.1	12.1	11.9	11.9
G155.0	12.5	12.1	11.9	11.8	12.3	12.3	12.3	12.3	12.0	12.1
G156.0	12.6	12.3	12.1	11.9	12.6	12.5	12.4	12.4	12.1	12.1
G157.0	12.7	12.4	12.3	12.2	12.9	12.6	12.6	12.5	12.3	12.2
G158.0	12.9	12.5	12.4	12.5	12.8	12.7	12.7	12.7	12.4	12.3
G159.0	12.9	12.6	12.5	12.9	12.7	12.9	12.9	12.8	12.5	12.4
G160.0	13.1	12.8	12.6	13.0	12.7	12.9	12.9	12.9	12.6	12.5
G161.0	13.2	12.9	12.8	12.9	12.8	13.1	13.1	13.1	12.8	12.7
G162.0	13.3	13.0	12.9	12.9	12.9	13.2	13.2	13.2	12.9	12.9
G163.0	13.4	13.2	13.1	12.9	13.0	13.3	13.3	13.3	13.1	12.9
G164.0	13.5	13.3	13.2	13.0	13.1	13.4	13.4	13.4	13.2	13.1
G165.0	13.6	13.4	13.3	13.2	13.3	13.5	13.5	13.5	13.3	13.2
G166.0	13.7	13.5	13.4	13.3	13.4	13.6	13.7	13.6	13.4	13.4
G167.0	13.8	13.6	13.5	13.4	13.5	13.8	13.8	13.7	13.5	13.5
G168.0	13.9	13.7	13.6	13.5	13.6	13.8	13.9	13.8	13.6	13.6
G169.0	14.0	13.8	13.8	13.6	13.7	13.9	14.0	13.9	13.8	13.8
G170.0	14.1	13.9	13.8	13.8	13.8	14.0	14.1	14.0	13.9	13.9
G171.0	14.2	14.0	13.9	13.9	13.9	14.0	14.2	14.1	13.9	14.0
G172.0	14.3	14.0	14.0	14.0	14.0	14.1	14.2	14.1	14.0	14.1
G173.0	14.4	14.1	14.1	14.1	14.1	14.2	14.4	14.2	14.1	14.2
G174.0	14.4	14.2	14.1	14.2	14.1	14.2	14.4	14.3	14.2	14.3
G175.0	14.4	14.2	14.2	14.3	14.2	14.3	14.4	14.4	14.2	14.4
G176.0	14.5	14.3	14.2	14.4	14.2	14.4	14.5	14.4	14.3	14.4
G177.0	14.6	14.4	14.3	14.4	14.3	14.4	14.6	14.4	14.4	14.5
G178.0	14.6	14.4	14.3	14.5	14.4	14.4	14.6	14.4	14.4	14.6
G179.0	14.6	14.4	14.4	14.6	14.4	14.4	14.7	14.4	14.4	14.6
G180.0	14.6	14.4	14.4	14.6	14.4	14.4	14.7	14.4	14.4	14.6

C Plane (°):0.0-360.0: 30.0
 Test Lab: 80
 Test Type: TYPE C
 Temperature: 23
 Operator: QIU

Gamma Plane (°):0.0-180.0:1.0
 Test Device: GPM-1600L
 Distance: 8.690 m
 Humidity: 88
 Inspector:

Candlepower Table (Continue 5)

Unit: cd

G\C	C300.0	C330.0	C360.0							
G0.0	1388.6	1387.7	1390.8							
G1.0	1387.6	1386.9	1391.0							
G2.0	1385.6	1385.5	1390.7							
G3.0	1383.1	1383.8	1389.2							
G4.0	1379.5	1381.0	1387.3							
G5.0	1375.5	1377.8	1384.9							
G6.0	1370.5	1373.5	1381.6							
G7.0	1364.8	1368.7	1377.7							
G8.0	1358.3	1363.4	1373.3							
G9.0	1351.5	1357.5	1368.2							
G10.0	1342.9	1350.5	1362.1							
G11.0	1334.6	1343.0	1355.9							
G12.0	1325.1	1334.8	1348.6							
G13.0	1315.0	1326.0	1340.7							
G14.0	1304.5	1316.4	1332.8							
G15.0	1293.5	1306.3	1323.5							
G16.0	1281.4	1295.8	1314.2							
G17.0	1268.9	1284.5	1303.9							
G18.0	1255.7	1272.6	1293.4							
G19.0	1242.6	1260.5	1282.5							
G20.0	1227.8	1247.4	1270.8							
G21.0	1213.4	1234.3	1258.1							
G22.0	1198.4	1220.1	1245.6							
G23.0	1183.4	1206.1	1232.5							
G24.0	1166.7	1190.6	1218.8							
G25.0	1149.9	1175.7	1204.8							
G26.0	1133.5	1160.0	1190.3							
G27.0	1116.3	1143.8	1175.3							
G28.0	1099.4	1127.3	1160.1							
G29.0	1081.0	1110.8	1144.4							
G30.0	1063.2	1092.8	1128.3							
G31.0	1045.0	1075.9	1112.1							
G32.0	1026.4	1058.3	1095.3							
G33.0	1007.3	1039.5	1078.3							
G34.0	989.1	1021.0	1060.9							
G35.0	969.3	1002.6	1043.2							
G36.0	949.8	983.8	1025.1							

C Plane (°):0.0-360.0: 30.0
 Test Lab: 80
 Test Type: TYPE C
 Temperature: 23
 Operator: QIU

Gamma Plane (°):0.0-180.0:1.0
 Test Device: GPM-1600L
 Distance: 8.690 m
 Humidity: 88
 Inspector:

Candlepower Table (Continue 6)

Unit: cd

G\C	C300.0	C330.0	C360.0							
G37.0	930.6	964.8	1007.8							
G38.0	911.3	945.4	989.0							
G39.0	891.1	925.9	970.2							
G40.0	871.2	906.3	951.0							
G41.0	851.1	886.0	932.8							
G42.0	831.3	866.1	913.3							
G43.0	810.7	846.3	893.9							
G44.0	790.4	826.1	875.0							
G45.0	769.9	805.0	855.0							
G46.0	749.7	785.0	835.7							
G47.0	728.7	764.3	815.3							
G48.0	708.0	743.7	795.0							
G49.0	687.9	723.3	775.2							
G50.0	667.3	702.0	754.7							
G51.0	646.0	681.0	733.8							
G52.0	625.8	660.0	713.9							
G53.0	605.0	639.4	693.4							
G54.0	584.5	618.2	673.2							
G55.0	563.6	596.9	652.3							
G56.0	542.6	575.9	631.3							
G57.0	521.7	554.3	610.8							
G58.0	500.8	533.4	589.7							
G59.0	479.7	512.1	568.7							
G60.0	459.1	490.7	547.7							
G61.0	438.3	469.4	527.3							
G62.0	417.9	448.2	505.8							
G63.0	396.5	426.4	484.5							
G64.0	376.4	405.3	463.3							
G65.0	355.2	383.8	442.4							
G66.0	335.4	362.5	421.1							
G67.0	313.9	341.3	399.7							
G68.0	293.8	320.0	379.4							
G69.0	273.0	298.8	357.2							
G70.0	252.2	277.7	336.3							
G71.0	232.4	257.2	315.5							
G72.0	212.8	235.9	293.7							
G73.0	193.0	215.7	273.6							

C Plane (°):0.0-360.0: 30.0
 Test Lab: 80
 Test Type: TYPE C
 Temperature: 23
 Operator: QIU

Gamma Plane (°):0.0-180.0:1.0
 Test Device: GPM-1600L
 Distance: 8.690 m
 Humidity: 88
 Inspector:

Candlepower Table (Continue 7)

Unit: cd

G\C	C300.0	C330.0	C360.0							
G74.0	173.6	195.8	253.3							
G75.0	154.5	175.4	232.2							
G76.0	136.0	156.3	212.3							
G77.0	118.1	136.8	191.8							
G78.0	100.3	117.8	172.1							
G79.0	84.4	100.7	152.4							
G80.0	68.3	83.2	133.9							
G81.0	53.6	67.1	114.8							
G82.0	40.2	52.4	97.5							
G83.0	28.5	39.0	80.8							
G84.0	18.6	26.5	64.7							
G85.0	10.9	16.8	49.8							
G86.0	5.6	9.1	36.8							
G87.0	2.7	4.2	25.3							
G88.0	2.0	2.2	15.7							
G89.0	1.8	1.9	8.3							
G90.0	1.9	1.9	3.8							
G91.0	1.9	2.0	2.5							
G92.0	2.0	2.1	2.4							
G93.0	2.1	2.3	2.5							
G94.0	2.3	2.4	2.6							
G95.0	2.4	2.5	2.8							
G96.0	2.5	2.7	2.9							
G97.0	2.6	2.8	3.0							
G98.0	2.8	2.9	3.2							
G99.0	2.9	3.0	3.3							
G100.0	3.0	3.2	3.5							
G101.0	3.2	3.3	3.6							
G102.0	3.3	3.5	3.8							
G103.0	3.4	3.6	4.0							
G104.0	3.6	3.8	4.1							
G105.0	3.8	3.9	4.3							
G106.0	3.8	4.1	4.4							
G107.0	4.0	4.2	4.6							
G108.0	4.2	4.3	4.8							
G109.0	4.3	4.5	4.9							
G110.0	4.5	4.7	5.1							

C Plane (°):0.0-360.0: 30.0
 Test Lab: 80
 Test Type: TYPE C
 Temperature: 23
 Operator: QIU

Gamma Plane (°):0.0-180.0:1.0
 Test Device: GPM-1600L
 Distance: 8.690 m
 Humidity: 88
 Inspector:

Candlepower Table (Continue 8)

Unit: cd

G\c	C300.0	C330.0	C360.0							
G111.0	4.6	4.8	5.3							
G112.0	4.8	5.0	5.5							
G113.0	4.9	5.1	5.6							
G114.0	5.1	5.3	5.8							
G115.0	5.3	5.4	5.9							
G116.0	5.4	5.6	6.2							
G117.0	5.6	5.7	6.3							
G118.0	5.7	5.9	6.5							
G119.0	5.9	6.1	6.6							
G120.0	6.1	6.2	6.8							
G121.0	6.2	6.4	7.0							
G122.0	6.4	6.5	7.1							
G123.0	6.5	6.7	7.3							
G124.0	6.7	6.8	7.5							
G125.0	6.8	7.0	7.7							
G126.0	7.0	7.2	7.8							
G127.0	7.2	7.3	8.0							
G128.0	7.3	7.5	8.2							
G129.0	7.5	7.7	8.4							
G130.0	7.7	7.8	8.5							
G131.0	7.9	8.0	8.7							
G132.0	8.0	8.1	8.9							
G133.0	8.2	8.4	9.1							
G134.0	8.4	8.6	9.2							
G135.0	8.6	8.8	9.4							
G136.0	8.7	9.0	9.6							
G137.0	8.9	9.2	9.7							
G138.0	9.1	9.4	9.9							
G139.0	9.3	9.5	10.1							
G140.0	9.4	9.6	10.3							
G141.0	9.6	9.7	10.4							
G142.0	9.8	9.9	10.6							
G143.0	10.0	10.1	10.8							
G144.0	10.1	10.3	10.9							
G145.0	10.3	10.4	11.1							
G146.0	10.5	10.6	11.2							
G147.0	10.6	10.8	11.4							

C Plane (°):0.0-360.0: 30.0
 Test Lab: 80
 Test Type: TYPE C
 Temperature: 23
 Operator: QIU

Gamma Plane (°):0.0-180.0:1.0
 Test Device: GPM-1600L
 Distance: 8.690 m
 Humidity: 88
 Inspector:

Candlepower Table (Continue 9)

Unit: cd

G\C	C300.0	C330.0	C360.0							
G148.0	10.8	10.9	11.6							
G149.0	11.0	11.1	11.7							
G150.0	11.2	11.3	11.8							
G151.0	11.4	11.4	12.0							
G152.0	11.6	11.6	12.1							
G153.0	11.7	11.7	12.3							
G154.0	11.8	11.9	12.4							
G155.0	11.9	12.0	12.5							
G156.0	12.1	12.1	12.6							
G157.0	12.3	12.3	12.7							
G158.0	12.4	12.5	12.9							
G159.0	12.5	12.6	12.9							
G160.0	12.7	12.7	13.1							
G161.0	12.8	12.9	13.2							
G162.0	12.9	12.9	13.3							
G163.0	13.1	13.1	13.4							
G164.0	13.2	13.2	13.5							
G165.0	13.3	13.3	13.6							
G166.0	13.4	13.4	13.7							
G167.0	13.5	13.5	13.8							
G168.0	13.7	13.7	13.9							
G169.0	13.8	13.8	14.0							
G170.0	13.9	13.9	14.1							
G171.0	14.0	14.0	14.2							
G172.0	14.0	14.1	14.3							
G173.0	14.1	14.1	14.4							
G174.0	14.2	14.2	14.4							
G175.0	14.2	14.2	14.4							
G176.0	14.3	14.4	14.5							
G177.0	14.4	14.4	14.6							
G178.0	14.4	14.4	14.6							
G179.0	14.4	14.4	14.6							
G180.0	14.4	14.4	14.6							

C Plane (°):0.0-360.0: 30.0
 Test Lab: 80
 Test Type: TYPE C
 Temperature: 23
 Operator: QIU

Gamma Plane (°):0.0-180.0:1.0
 Test Device: GPM-1600L
 Distance: 8.690 m
 Humidity: 88
 Inspector: