

LM-79-08 Test Report

For

**DONGGUAN THAILIGHT
SEMICONDUCTOR LIGHTING CO.,LTD****(Brand Name: THAILIGHT)**

Sanhui Ind. Area, Cunwei, Hengli, Dongguan, China.

Architectural Flood and Spot LuminairesModel name(s): TLFLI380HXYYZZ
TLFLI380HXYYZZ(PC)

Remark: X=CCT(4=4000K,5=5000K,6=5700K)

YY=Mounting Option(YK=Yoke, SF=Slipfitter, MA=Arm,
TR=Trunnion)ZZ=Housing Color (use 2 digits to indicate all of color)
(PC) represents the product with occupancy sensor or photocontrolRepresentative (Tested) Model: TLFLI380H4YYZZ
TLFLI380H6YYZZ

Model Different: All construction and rating are the same, except CCT

Test & Report By:

Johnson Sun

Engineer: Johnson Sun

Update: Nov.16, 2016

Review By:

Tommy Liang

Manager: Tommy Liang

Note: This report does not imply product certification, approval, or endorsement by NVLAP, NIST, or any agency of the Federal Government.

Laboratory: Standard-Tech Co. Ltd Testing Center**NVLAP CODE: 201011-0**

Report Format Number STD/QR4909-A/2

Address: Standard-Tech Building, No.6 Guanhong Road, Guangzhou Science City, Guangzhou 510663, China

Tel: 8620-3229 0320


Fax: 8620-32290422

<http://www.standard-tech.com>

1.1 Product Information:

| | | |
|--|---|-----|
| Organization Name | DONGGUAN THAILIGHT SEMICONDUCTOR LIGHTING CO.,LTD | |
| Brand Name | THAILIGHT | |
| Model Number | TLFLI380HXYYZZ, TLFLI380HXYYZZ(PC) | |
| SKU (if available) | N/A | |
| Type of Luminaire (for integral lamps, list base type and lamp type) | Architectural Flood and Spot Luminaires | |
| Rated Voltage / Frequency | 277 -480Vac, 50/60 Hz | |
| Nominal Power | 380W | |
| Rated Initial Lamp Lumen | -- | |
| Declared CCT | 4000K,5000K,5700K | |
| LED Manufacturer | Philips Lumileds | |
| LED Model | L130-2780003000W21 | |
| Sample Number | GZE161105-AM1(4000K),AM2(5700K) | |
| Luminaire Aperture (for downlights) | -- | in. |
| Luminaire Length | -- | mm |
| Luminaires Width | -- | mm |
| Number of Units (modular products) | N/A | s |

Photo



1.2 Test Specifications:

| | |
|----------------------------|--|
| Date of Receipt | : Nov.11,2016 |
| Date of Test | : Nov.12,2016 |
| Test item | <ol style="list-style-type: none"> 1. Total Luminous Flux 2. Luminous Distribution Intensity 3. Luminous Efficacy 4. Correlated Color Temperature 5. Color Rendering Index 6. Chromaticity Coordinate 7. Electrical Parameters |
| Reference Standard | <ol style="list-style-type: none"> 1. IES LM-79-2008 Electrical and Photometric Measurements of Solid-State Lighting Products 2. ANSI C78.377-2008 Specifications for the Chromaticity of Solid State Lighting Products 3. CIE 13.3-1995 Method of Measuring and Specifying Colour Rendering Properties of Light Sources 4. CIE 15-2004 Technical Report Colorimetry 5. IESNA LM-16-93 Practical Guide to Colorimetry of Light Source 6. IESNA TM-16-05 Technical Memorandum on Light Emitting Diode (LED) Sources and Systems |
| Reference Work Instruction | QD25 |

1.3 Test Methods

1) Photometric and Light Distribution Measurement – Goniophotometer Method:

Photometric parameters were measured using the goniophotometer and software. The ambient temperature shall be maintained at 25 °C ± 1 °C, measured at a point not more than 1 m from the sample and at the same height as the sample. The sample was operated at 120 or rated Volts AC, 60Hz. It was stabilized before measurement was made. Luminous flux, luminaire efficacy, zonal lumen were calculated from the software taken at 1 °vertical intervals and 22.5 °horizontal intervals.

2) Chromaticity Measurement – Sphere-Spectroradiometer Method:

Chromaticity parameters were measured using an integrating sphere, a spectroradiometer and software. The ambient temperature condition inside the sphere was maintained at 25 °C ± 1 °C. The sample measurements were made using a spectroradiometer connected by a fiber optic cable and detector through the detector port of the integrating sphere. The sample was operated at 120 or rated Volts AC, 60Hz. It was stabilized before measurement was made. Chromaticity coordinates, correlated color temperature and color rendering index were calculated from the spectral power distribution taken at 5 nm intervals over the range of 380 to 780 nm.

3) Electrical Measurements:

Electrical parameters were measured using power meters incorporated in goniophotometer or sphere-spectroradiometer system. The ambient temperature surrounding the sample was maintained at 25 °C ± 1 °C. The sample was operated at 120 or rated Volts AC, 60Hz. It was stabilized before measurement was made. Voltage, frequency, current, power, power factor and total harmonic distortion were measured by and read from the power meter.

2.1 Electrical, Photometric and Chromaticity Measurements

(Refer to Work Instruction QD25)

| | | | |
|-------------------------|----------------|---------------------------------|---------|
| Test date | 2016-11-12 | Test Ambient: | 25.2 °C |
| Test Orientation | As intended | Stabilization Time (min) | 90 |
| Model Number | TLFLI380H4YYZZ | | |

Electrical Measurement :

| Sample No. | Voltage (Vac) | Frequency (Hz) | Current (A) | Power (W) | Power Factor | THD % |
|--------------------------|---------------|----------------|-------------|-----------|-----------------------|---------------------|
| GZE161105-AM1 | 277.0 | 60 | 1.391 | 378.1 | 0.9815 | 7.68 |
| | 480.0 | 60 | 0.8219 | 373.9 | 0.9478 | 11.29 |
| DLC Pass Criteria | | | | | >= 0.9(-3%) | <= 20(+5) |

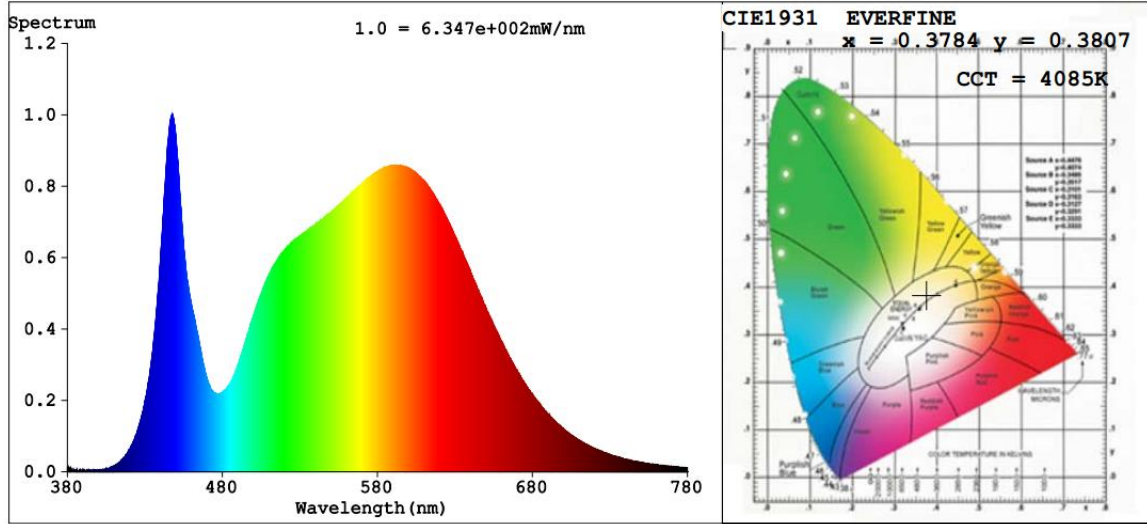
Chromaticity Measurement - Sphere-Spectroradiometer Method :

| Parameter | Result | Special Color Rendering Indices | | | |
|-----------------------------|---------------------|---------------------------------|----|-----|----|
| Test Voltage (V) | 277.0 | R1 | 81 | R9 | 10 |
| Frequency (Hz) | 60 | R2 | 87 | R10 | 69 |
| CCT (K) | 4085 | R3 | 92 | R11 | 82 |
| Duv | 0.0024 | R4 | 83 | R12 | 62 |
| Chromaticity (x, y) | x=0.3784 y=0.3807 | R5 | 81 | R13 | 82 |
| Chromaticity (u', v') | u'=0.2222 v'=0.5030 | R6 | 82 | R14 | 96 |
| Color Rendering Index (CRI) | 82.4 | R7 | 87 | R15 | 75 |
| R9 | 10 | R8 | 66 | -- | -- |

Photometric Measurement – Goniophotometer Method :

| Parameter | Result | | DLC V4.0 Pass Criteria | |
|------------------------------------|--------|--------|------------------------|----------------------|
| Test Voltage (V) | 277.0 | 480.0 | -- | |
| Frequency (Hz) | 60 | 60 | | |
| Total Luminous (lm) | 43365 | 44475 | >=1000 (-10%) | |
| Luminous Efficacy (lm/W) | 114.69 | 118.95 | Standard: >= 100(-3%) | Premium: >= 120(-3%) |
| Zonal lumens in the 0-90 °zone (%) | 100 | -- | >=85(-3) | |
| Beam Angle (°) | 99.8 | -- | -- | |
| Center Beam Candle Power (cd) | 16046 | -- | -- | |

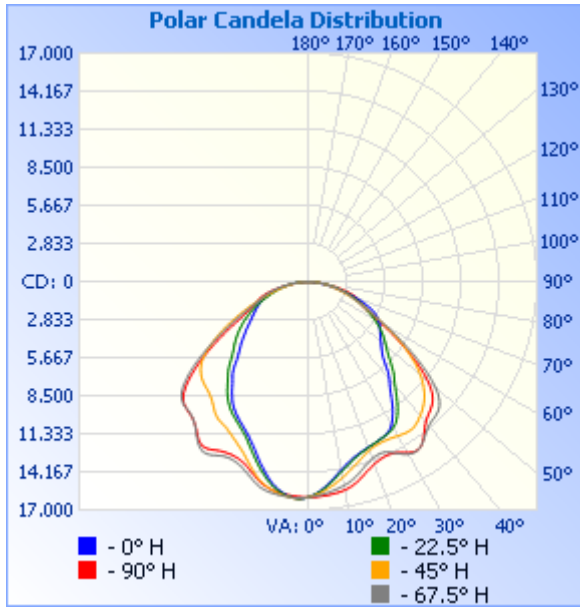
Spectral Power Distribution & Chromaticity Diagram



Zonal Lumen Tabulation

| Zonal Lumen Summary | | |
|---------------------|----------|-------------|
| Zone | Lumens | % Luminaire |
| 0-30 | 11,639.3 | 26.8% |
| 0-40 | 19,437.7 | 44.8% |
| 0-60 | 35,040.8 | 80.8% |
| 60-90 | 8,312.8 | 19.2% |
| 70-100 | 3,499.8 | 8.1% |
| 90-120 | 0 | 0% |
| 0-90 | 43,353.7 | 100% |
| 90-180 | 0 | 0% |
| 0-180 | 43,353.7 | 100% |

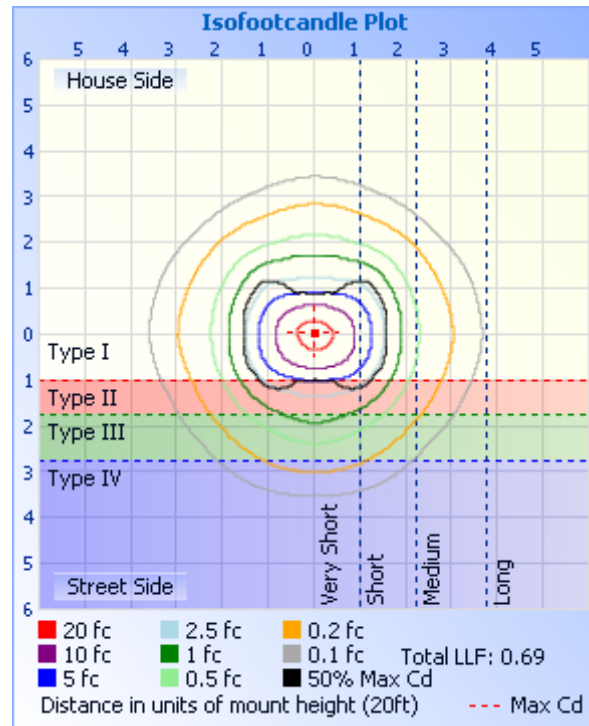
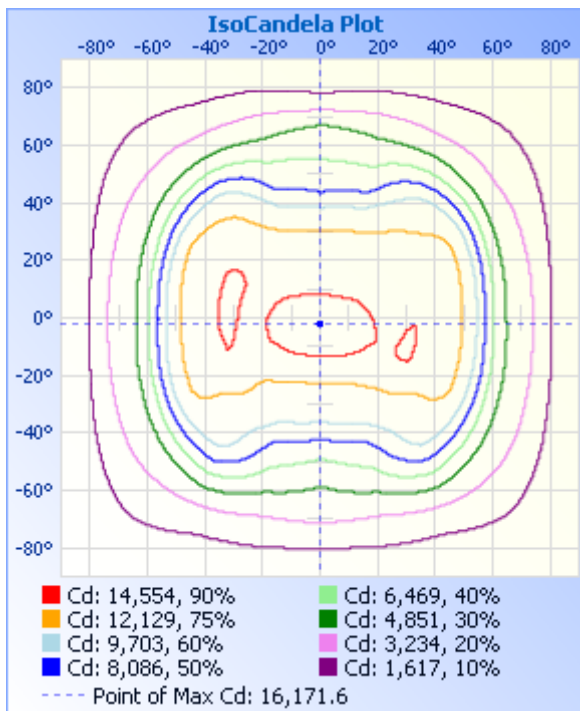
| Lumens Per Zone | | | | | |
|-----------------|---------|---------|---------|--------|---------|
| Zone | Lumens | % Total | Zone | Lumens | % Total |
| 0-10 | 1,490.0 | 3.4% | 90-100 | 0 | 0% |
| 10-20 | 4,052.8 | 9.3% | 100-110 | 0 | 0% |
| 20-30 | 6,096.4 | 14.1% | 110-120 | 0 | 0% |
| 30-40 | 7,798.4 | 18.0% | 120-130 | 0 | 0% |
| 40-50 | 8,296.4 | 19.1% | 130-140 | 0 | 0% |
| 50-60 | 7,306.8 | 16.9% | 140-150 | 0 | 0% |
| 60-70 | 4,813.0 | 11.1% | 150-160 | 0 | 0% |
| 70-80 | 2,751.4 | 6.3% | 160-170 | 0 | 0% |
| 80-90 | 748.4 | 1.7% | 170-180 | 0 | 0% |



Illuminance at a Distance

| | Center Beam fc | Beam Width | |
|---------|----------------|------------|----------|
| 17.0ft | 55.5 fc | 31.7 ft | 52.2 ft |
| 34.0ft | 13.9 fc | 63.3 ft | 104.3 ft |
| 51.0ft | 6.2 fc | 95.0 ft | 156.5 ft |
| 68.0ft | 3.5 fc | 126.6 ft | 208.7 ft |
| 85.0ft | 2.2 fc | 158.3 ft | 260.9 ft |
| 102.0ft | 1.5 fc | 190.0 ft | 313.0 ft |

■ Vert. Spread: 85.9°
■ Horiz. Spread: 113.8°



Laboratory: Standard-Tech Co. Ltd Testing Center

NVLAP CODE: 201011-0

Report Format Number STD/QR4909-A/2

Address: Standard-Tech Building, No.6 Guanhong Road, Guangzhou Science City, Guangzhou 510663, China

Tel: 8620-3229 0320

Fax: 8620-32290422

<http://www.standard-tech.com>

Table--1

UNIT: ×10cd

| C (DEG) \ γ (DEG) | 0 | 22.5 | 45 | 67.5 | 90 | 112.5 | 135 | 157.5 | 180 | 202.5 | 225 | 247.5 | 270 | 292.5 | 315 | 337.5 |
|-------------------|------|------|------|------|------|-------|------|-------|------|-------|------|-------|------|-------|------|-------|
| 0 | 1605 | 1605 | 1605 | 1605 | 1605 | 1605 | 1605 | 1605 | 1605 | 1605 | 1605 | 1605 | 1605 | 1605 | 1605 | 1605 |
| 5 | 1596 | 1573 | 1550 | 1533 | 1526 | 1534 | 1554 | 1580 | 1596 | 1610 | 1609 | 1607 | 1605 | 1607 | 1610 | 1609 |
| 10 | 1572 | 1525 | 1467 | 1433 | 1421 | 1434 | 1480 | 1540 | 1574 | 1586 | 1562 | 1538 | 1525 | 1540 | 1571 | 1594 |
| 15 | 1505 | 1448 | 1383 | 1355 | 1348 | 1357 | 1400 | 1472 | 1514 | 1525 | 1474 | 1413 | 1387 | 1419 | 1493 | 1542 |
| 20 | 1428 | 1372 | 1320 | 1313 | 1310 | 1313 | 1334 | 1400 | 1443 | 1444 | 1352 | 1277 | 1254 | 1287 | 1376 | 1463 |
| 25 | 1409 | 1358 | 1298 | 1289 | 1287 | 1289 | 1314 | 1400 | 1420 | 1405 | 1260 | 1183 | 1168 | 1194 | 1296 | 1439 |
| 30 | 1443 | 1383 | 1293 | 1257 | 1235 | 1260 | 1326 | 1483 | 1470 | 1421 | 1200 | 1116 | 1096 | 1129 | 1241 | 1484 |
| 35 | 1424 | 1384 | 1283 | 1142 | 1085 | 1159 | 1340 | 1475 | 1475 | 1437 | 1177 | 1030 | 985 | 1045 | 1201 | 1436 |
| 40 | 1333 | 1330 | 1219 | 982 | 937 | 1002 | 1297 | 1398 | 1360 | 1337 | 1124 | 923 | 869 | 929 | 1124 | 1332 |
| 45 | 1299 | 1313 | 1130 | 843 | 784 | 875 | 1221 | 1365 | 1300 | 1286 | 1083 | 801 | 723 | 807 | 1087 | 1302 |
| 50 | 1175 | 1234 | 1019 | 727 | 707 | 758 | 1092 | 1241 | 1167 | 1222 | 1051 | 709 | 622 | 712 | 1042 | 1213 |
| 55 | 916 | 995 | 861 | 647 | 652 | 674 | 900 | 968 | 908 | 1011 | 947 | 622 | 532 | 624 | 933 | 977 |
| 60 | 646 | 701 | 656 | 564 | 609 | 575 | 672 | 684 | 638 | 734 | 761 | 526 | 463 | 527 | 747 | 713 |
| 65 | 466 | 467 | 477 | 476 | 541 | 472 | 484 | 477 | 464 | 502 | 549 | 424 | 407 | 422 | 543 | 503 |
| 70 | 388 | 333 | 341 | 379 | 414 | 373 | 344 | 355 | 395 | 371 | 369 | 324 | 341 | 321 | 370 | 375 |
| 75 | 299 | 249 | 238 | 267 | 253 | 268 | 236 | 267 | 309 | 294 | 239 | 237 | 253 | 234 | 238 | 286 |
| 80 | 166 | 158 | 148 | 163 | 133 | 167 | 145 | 164 | 178 | 197 | 146 | 162 | 157 | 158 | 143 | 180 |
| 85 | 52.6 | 60.4 | 65.4 | 65.5 | 43.9 | 70.9 | 64.2 | 64.6 | 61.3 | 84.4 | 71.5 | 83.0 | 64.6 | 80.9 | 67.1 | 68.7 |
| 90 | 0.00 | 0.00 | 0.00 | 0.00 | 0.00 | 0.00 | 0.00 | 0.00 | 0.00 | 0.00 | 0.00 | 0.00 | 0.00 | 0.00 | 0.00 | 0.00 |
| 95 | 0.00 | 0.00 | 0.00 | 0.00 | 0.00 | 0.00 | 0.00 | 0.00 | 0.00 | 0.00 | 0.00 | 0.00 | 0.00 | 0.00 | 0.00 | 0.00 |
| 100 | 0.00 | 0.00 | 0.00 | 0.00 | 0.00 | 0.00 | 0.00 | 0.00 | 0.00 | 0.00 | 0.00 | 0.00 | 0.00 | 0.00 | 0.00 | 0.00 |
| 105 | 0.00 | 0.00 | 0.00 | 0.00 | 0.00 | 0.00 | 0.00 | 0.00 | 0.00 | 0.00 | 0.00 | 0.00 | 0.00 | 0.00 | 0.00 | 0.00 |
| 110 | 0.00 | 0.00 | 0.00 | 0.00 | 0.00 | 0.00 | 0.00 | 0.00 | 0.00 | 0.00 | 0.00 | 0.00 | 0.00 | 0.00 | 0.00 | 0.00 |
| 115 | 0.00 | 0.00 | 0.00 | 0.00 | 0.00 | 0.00 | 0.00 | 0.00 | 0.00 | 0.00 | 0.00 | 0.00 | 0.00 | 0.00 | 0.00 | 0.00 |
| 120 | 0.00 | 0.00 | 0.00 | 0.00 | 0.00 | 0.00 | 0.00 | 0.00 | 0.00 | 0.00 | 0.00 | 0.00 | 0.00 | 0.00 | 0.00 | 0.00 |
| 125 | 0.00 | 0.00 | 0.00 | 0.00 | 0.00 | 0.00 | 0.00 | 0.00 | 0.00 | 0.00 | 0.00 | 0.00 | 0.00 | 0.00 | 0.00 | 0.00 |
| 130 | 0.00 | 0.00 | 0.00 | 0.00 | 0.00 | 0.00 | 0.00 | 0.00 | 0.00 | 0.00 | 0.00 | 0.00 | 0.00 | 0.00 | 0.00 | 0.00 |
| 135 | 0.00 | 0.00 | 0.00 | 0.00 | 0.00 | 0.00 | 0.00 | 0.00 | 0.00 | 0.00 | 0.00 | 0.00 | 0.00 | 0.00 | 0.00 | 0.00 |
| 140 | 0.00 | 0.00 | 0.00 | 0.00 | 0.00 | 0.00 | 0.00 | 0.00 | 0.00 | 0.00 | 0.00 | 0.00 | 0.00 | 0.00 | 0.00 | 0.00 |
| 145 | 0.00 | 0.00 | 0.00 | 0.00 | 0.00 | 0.00 | 0.00 | 0.00 | 0.00 | 0.00 | 0.00 | 0.00 | 0.00 | 0.00 | 0.00 | 0.00 |
| 150 | 0.00 | 0.00 | 0.00 | 0.00 | 0.00 | 0.00 | 0.00 | 0.00 | 0.00 | 0.00 | 0.00 | 0.00 | 0.00 | 0.00 | 0.00 | 0.00 |
| 155 | 0.00 | 0.00 | 0.00 | 0.00 | 0.00 | 0.00 | 0.00 | 0.00 | 0.00 | 0.00 | 0.00 | 0.00 | 0.00 | 0.00 | 0.00 | 0.00 |
| 160 | 0.00 | 0.00 | 0.00 | 0.00 | 0.00 | 0.00 | 0.00 | 0.00 | 0.00 | 0.00 | 0.00 | 0.00 | 0.00 | 0.00 | 0.00 | 0.00 |
| 165 | 0.00 | 0.00 | 0.00 | 0.00 | 0.00 | 0.00 | 0.00 | 0.00 | 0.00 | 0.00 | 0.00 | 0.00 | 0.00 | 0.00 | 0.00 | 0.00 |
| 170 | 0.00 | 0.00 | 0.00 | 0.00 | 0.00 | 0.00 | 0.00 | 0.00 | 0.00 | 0.00 | 0.00 | 0.00 | 0.00 | 0.00 | 0.00 | 0.00 |
| 175 | 0.00 | 0.00 | 0.00 | 0.00 | 0.00 | 0.00 | 0.00 | 0.00 | 0.00 | 0.00 | 0.00 | 0.00 | 0.00 | 0.00 | 0.00 | 0.00 |
| 180 | 0.00 | 0.00 | 0.00 | 0.00 | 0.00 | 0.00 | 0.00 | 0.00 | 0.00 | 0.00 | 0.00 | 0.00 | 0.00 | 0.00 | 0.00 | 0.00 |

BUG Rating: B5-U0-G3

IESNA Luminaire Flux Distribution Table:

| Zone | Lumens | Luminaire % |
|------------------------------|--------------|-------------|
| FL - Front-Low(0-30) | 5808.9 | 13.4 |
| FM - Front-Medium(30-60) | 11923 | 27.5 |
| FH - Front-High(60-80) | 3792 | 8.7 |
| FVH - Front-Very High(80-90) | 353.17 | 0.8 |
| Total Forward Light | 21877 | 50.4 |

| | | |
|-----------------------------|--------------|-------------|
| BL - Back-Low(0-30) | 5831.6 | 13.4 |
| BM - Back-Medium(30-60) | 11488 | 26.5 |
| BH - Back-High(60-80) | 3772.6 | 8.7 |
| BVH - Back-Very High(80-90) | 395.12 | 0.9 |
| Total Back Light | 21488 | 49.6 |

| | | |
|----------------------------|----------|------------|
| UL - Uplight-Low(90-100) | 0 | 0.0 |
| UH - Uplight-High(100-180) | 0 | 0.0 |
| Total Up Light | 0 | 0.0 |

| | |
|----------------------------------|-----------------|
| BUG(Back,Up,Glare) Rating | B5-U0-G3 |
|----------------------------------|-----------------|

| Zone | Downward Lumens | Upward Lumens | Total Lumens |
|-------------|-----------------|---------------|--------------|
| House Side | 21488 | 0 | 21488 |
| Street Side | 21877 | 0 | 21877 |

2.2 Electrical, Photometric and Chromaticity Measurements

(Refer to Work Instruction QD25)

| | | | |
|-------------------------|----------------|---------------------------------|---------|
| Test date | 2016-11-12 | Test Ambient: | 25.2 °C |
| Test Orientation | As intended | Stabilization Time (min) | 90 |
| Model Number | TLFLI380H6YYZZ | | |

Electrical Measurement :

| Sample No. | Voltage (Vac) | Frequency (Hz) | Current (A) | Power (W) | Power Factor | THD % |
|--------------------------|---------------|----------------|-------------|-----------|--------------|-----------|
| GZE161105- | 277.0 | 60 | 1.393 | 378.9 | 0.9819 | 7.62 |
| AM2 | 480.0 | 60 | 0.8233 | 374.7 | 0.9482 | 11.23 |
| DLC Pass Criteria | | | | | >= 0.9(-3%) | <= 20(+5) |

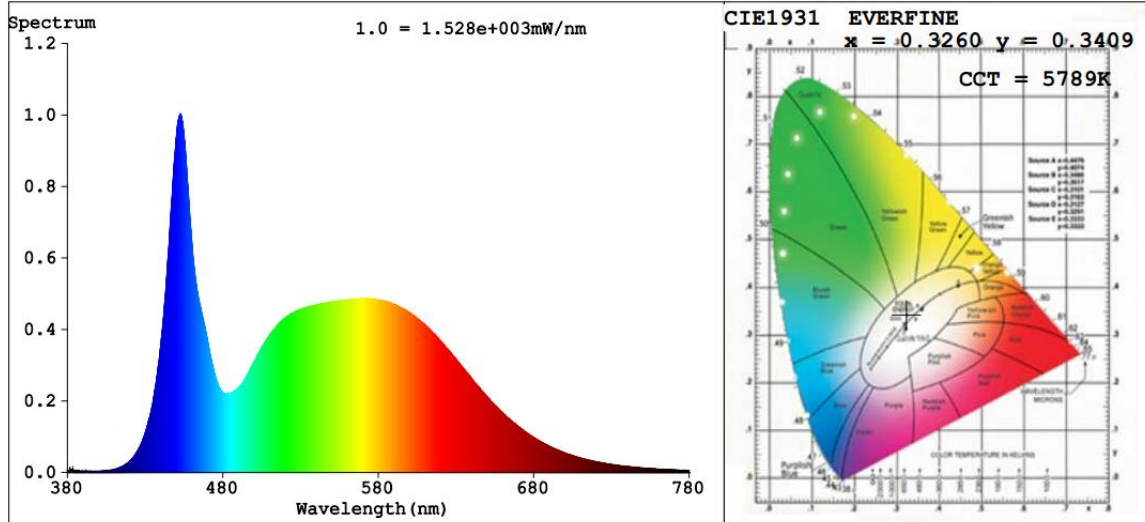
Chromaticity Measurement - Sphere-Spectroradiometer Method :

| Parameter | Result | Special Color Rendering Indices | | | |
|-----------------------------|---------------------|---------------------------------|----|-----|----|
| Test Voltage (V) | 277.0 | R1 | 82 | R9 | 11 |
| Frequency (Hz) | 60 | R2 | 88 | R10 | 71 |
| CCT (K) | 5789 | R3 | 91 | R11 | 82 |
| Duv | 0.0028 | R4 | 83 | R12 | 58 |
| Chromaticity (x, y) | x=0.3260 y=0.3409 | R5 | 82 | R13 | 84 |
| Chromaticity (u', v') | u'=0.2025 v'=0.4765 | R6 | 83 | R14 | 95 |
| Color Rendering Index (CRI) | 83.5 | R7 | 88 | R15 | 78 |
| R9 | 11 | R8 | 70 | -- | -- |

Photometric Measurement – Sphere-Spectroradiometer Method :

| Parameter | Result | | DLC V4.0 Pass Criteria | |
|--------------------------|--------|--------|------------------------|--------------------|
| Test Voltage (V) | 277.0 | 480.0 | -- | |
| Frequency (Hz) | 60 | 60 | | |
| Total Luminous (lm) | 46894 | 48094 | ≥1000 (-10%) | |
| Luminous Efficacy (lm/W) | 123.76 | 128.35 | Standard: ≥100(-3%) | Premium: ≥120(-3%) |

Spectral Power Distribution & Chromaticity Diagram



Laboratory: Standard-Tech Co. Ltd Testing Center
NVLAP CODE: 201011-0

Report Format Number STD/QR4909-A/2

Address: Standard-Tech Building, No.6 Guanhong Road, Guangzhou Science City, Guangzhou 510663, China

Tel: 8620-3229 0320 Fax: 8620-32290422 <http://www.standard-tech.com>

3. Test Equipment

| Equipment ID | Equipment Name | Last Calibration Date | Next Calibration Date |
|--|------------------------------------|-----------------------|-----------------------|
| ST-R-336 | 2 meter Integrating Sphere | 2016-07-01 | 2017-06-30 |
| ST-R-331 | Spectral analysis system HAAS-2000 | 2016-07-01 | 2017-06-30 |
| D204 | Standard Lamp | 2016-07-01 | 2017-06-30 |
| PF2010 | Power Meter for Integrating Sphere | 2016-07-01 | 2017-06-30 |
| EE-09 | Goniophotometer system | 2016-07-01 | 2017-06-30 |
| D908S | Standard Lamp | 2016-07-01 | 2017-06-30 |
| PF210 | Power Meter for Goniophotometer | 2016-07-01 | 2017-06-30 |
| ST-R-181A | Temperature Tester | 2016-07-01 | 2017-06-30 |
| Uncertainty: Photometric Measurement (Sphere):1.74% Chromaticity Measurement(Sphere):14.3K Photometric Measurement(Goniophotometer):1.62% | | | |

******* END OF REPORT *******

Laboratory: Standard-Tech Co. Ltd Testing Center
NVLAP CODE: 201011-0

Report Format Number STD/QR4909-A/2

Address: Standard-Tech Building, No.6 Guanhong Road, Guangzhou Science City, Guangzhou 510663, China

Tel: 8620-3229 0320 Fax: 8620-32290422 <http://www.standard-tech.com>