



Trading Platform User Guidelines

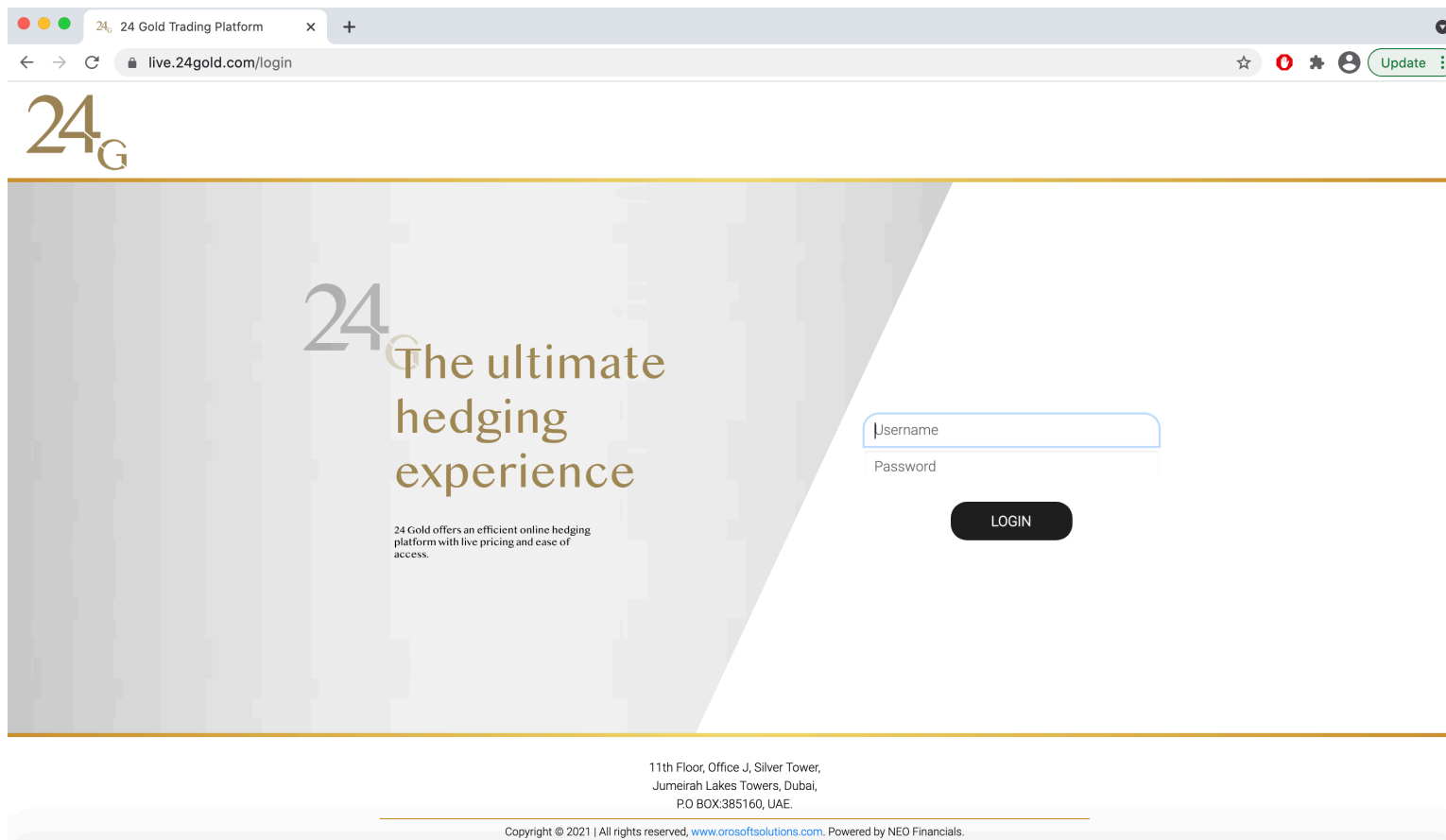
A user's guide on how to become
familiar with our platform

1. LOGGING INTO YOUR ACCOUNT	1 - 2
1.1 Web Trader	1
1.2 Mobile Trade Application	2
2. ACCESSING WEB TRADER GUI	3 - 25
2.1 Home Screen Trader Dashboard	3 - 13
a. Trading Widget	3 - 6
b. Instrument List Widget	7
c. Graph Widget	8
d. Trades / Activity Widget	9 - 10
e. Margin Widget	11 - 13
2.2 Dashboard Menu Options	14 - 25
a. Reports (Position Keeping)	15
b. Reports (Statement)	16
c. Reports (Deals Register)	17
d. Reports (Order Book)	18
e. Reports (Order History)	19
f. Reports (Activity Log)	20
g. Reports (Trade Analysis)	21
h. Add Widget	22
i. Profile	23
j. Lock / Unlock Screen	24
k. Price Feed Status	25
l. Logout	26
3. ACCESSING MOBILE APPLICATION	27 - 30

Once the client has passed all the KYC requirements, 24 Gold will now give them access to the trading platform. The trading platform can be accessed through the following modes.

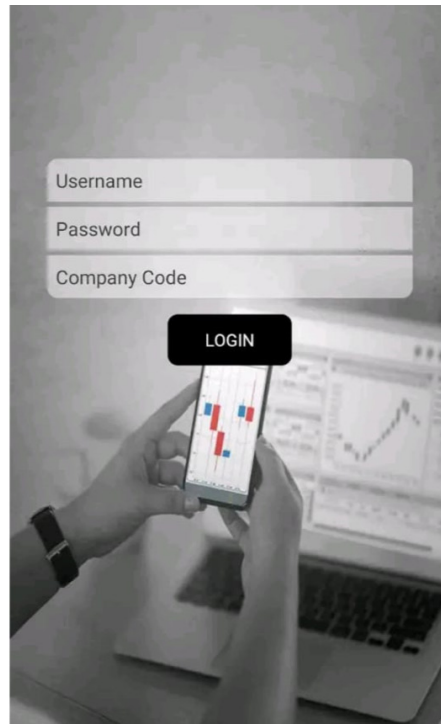
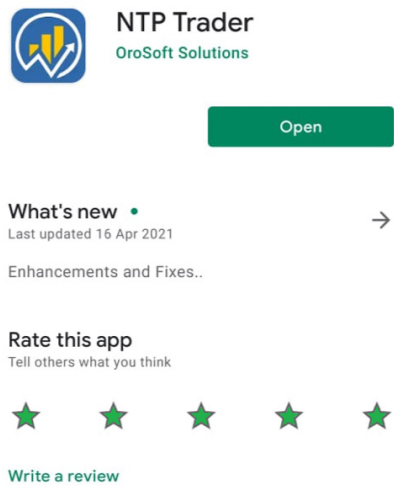
1.1 WEB TRADER

- 1) Open your internet browser and go to <https://live.24gold.com>.
- 2) Enter the Username provided to you by 24 Gold.
- 3) Enter your password then LOGIN.



1.2 MOBILE TRADER APP

- 1) For IOS devices go to App Store and for Android devices go to Play Store.
- 2) Search for “NTP Trader”, download and install the app.
- 3) Open the app and enter the Username provided to you by 24 Gold.
- 4) Enter your password.
- 5) Enter company code “24G” then LOGIN.



2.1 HOME SCREEN TRADER DASHBOARD

The dashboard will show segmented widgets with the following features. It also showcases menu options providing access to different functionalities of the platform.

a. Trading Widget

This widget shows real-time bid and ask prices of each commodity pair selected.

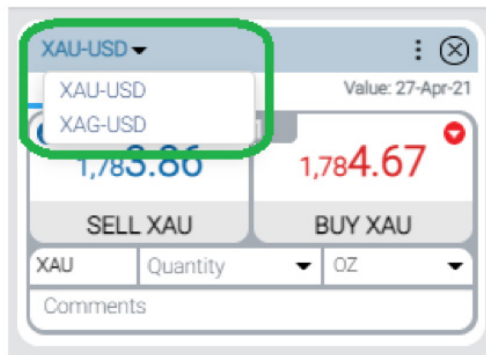
It allows the trader to place market or limit orders for hedging their price. All prices shown are in ounce value.

The screenshot displays the 24 Gold Trading Platform interface. The browser address bar shows `live.24gold.com/home`. The user is logged in as `JonathanTest` with account `JonathanTest`. The dashboard features several key components:

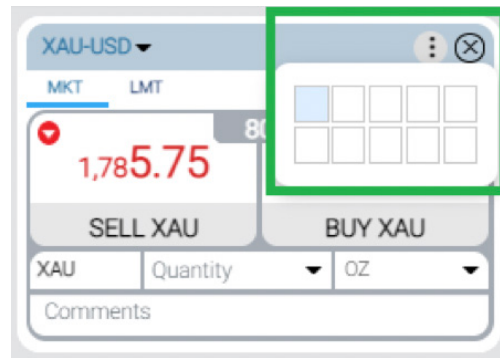
- Trading Widgets:** Two widgets for `XAU-USD` and `XAG-USD`. The `XAU-USD` widget shows a bid price of `1,783.62` and an ask price of `1,784.45`. The `XAG-USD` widget shows a bid price of `25.995` and an ask price of `26.119`. Both widgets include order type selection (MKT, LMT), quantity input, and comments.
- Instrument List:** A table listing commodity pairs with their current bid and ask prices.

Comdty Pair	Bid	Ask	High	Low
XAU-USD	1,783.62	1,784.45	1,784.28	1,782.37
XAG-USD	25.995	26.119	26.063	26.074
- Graph:** A candlestick chart for `XAU-USD` showing price movement from `12:05` to `12:40`. The price range is from `1,782.00` to `1,784.60`.
- Margin Summary:** A panel on the right showing account balances:
 - Total Funds: `273.44`
 - Revaluation: `0.00`
 - Net Equity: `273.44`
 - Margin @ 5%: `0.00`
 - Excess: `273.44`
 - Margin %: `100.00 %`
- Trade Book:** A table at the bottom showing trade activity. The current view is empty, displaying "No Data Available." The table headers include: Event Time, Deal, Comdty Pair, Quantity, Qty Type, Rate, Doc No, Value Date, Trader, Account, and Comments.

Commodity Pair Toggle – allows the trader to choose with commodity pair will show in the widget.



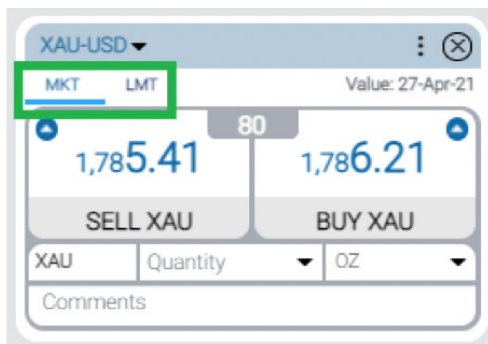
Widget Size Selector – allows the trader to adjust the widget size in the dashboard. (All widgets have this functionality).



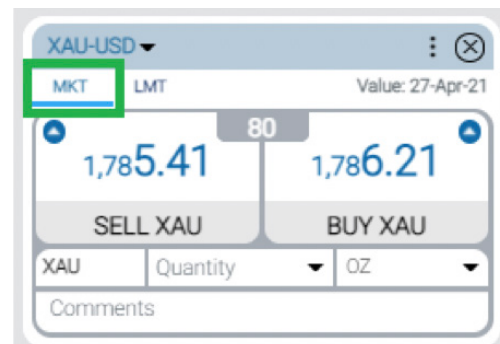
Close button – removes the widget from the dashboard.



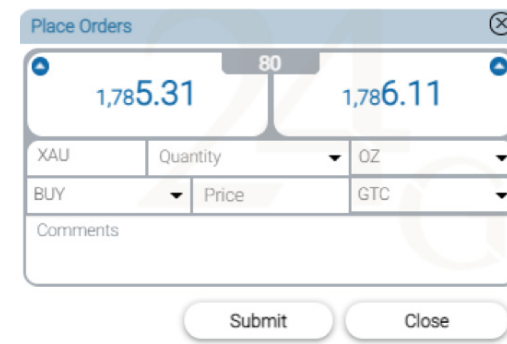
Order Type Selector – allows the trader to choose which type of order will be placed.



(MKT) Market Orders – trades placed on this type of order will be executed at the current bid or ask price in that instant



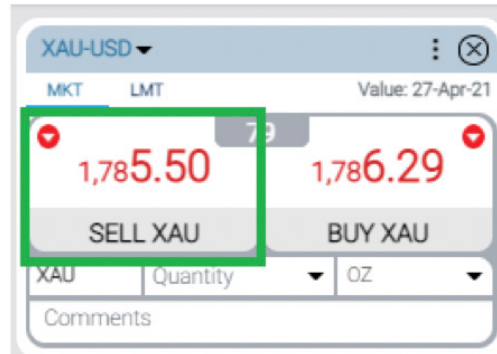
(LMT) Limit Orders – allows the trader to place pending orders to be executed at a defined price



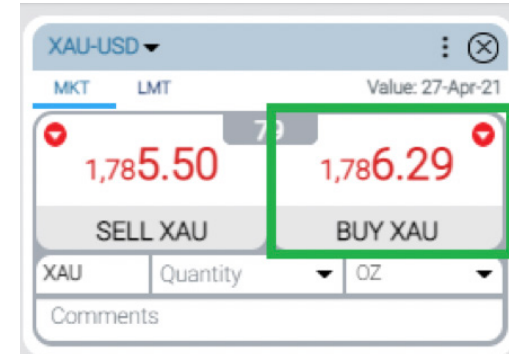
Bid-Ask Spreads – the difference between current sell price and current buy price of the commodity pair.



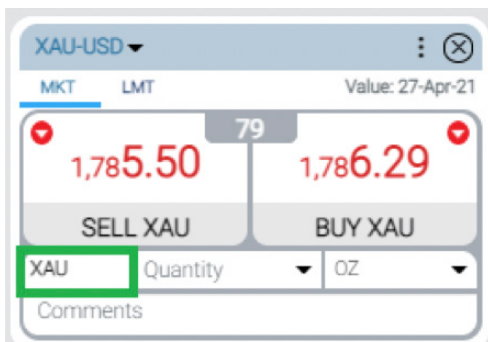
Sell Button – clicking this button will place a sell market order at the current bid price in that instant.



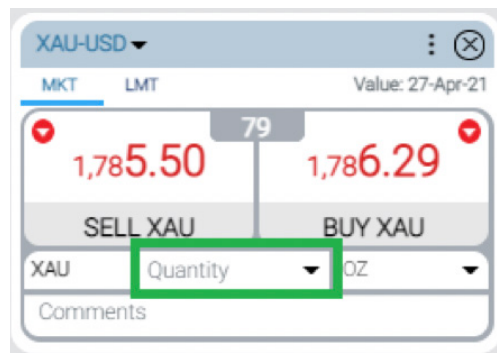
Buy Button – clicking this button will place a buy market order at the current ask price in that instant.



Symbol – shows the symbol of the commodity pair selected.

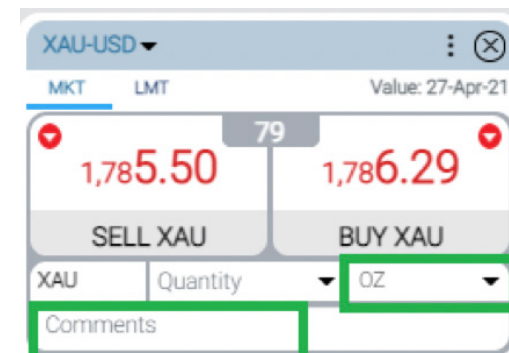


Quantity – in this section the trader can specify the quantity to trade. The trader can either input the quantity or select from set default quantities by the system.



Unit of Measurement – it allows the trader to select which unit of measurement to place the trade.

Comments – allows the trader to put comments (ie. Invoice/Shipment No.) for the trade to be placed which can be seen in the statement.



Buy/Sell Toggle – it allows the trader to select what is the direction of the limit order to be placed.

The screenshot shows the 'Place Orders' window with a bid price of 1,786.42 and an ask price of 1,787.21. The quantity is 79. The dropdown menu for the order direction is open, showing 'BUY' and 'SELL' options, with 'BUY' selected. The order type is set to 'GTC'.

1,786.42		79	1,787.21	
XAU	Quantity	OZ		
BUY	Price	GTC		
Comments				

Submit Close

Price – it allows the trader to define the price at which the limit order will be executed.

Sell Limit – defined price should be above current bid price,

Buy Limit – defined price should be below current ask price.

The screenshot shows the 'Place Orders' window with a bid price of 1,785.09 and an ask price of 1,785.89. The quantity is 80. The order direction is 'BUY' and the price field is highlighted with a green box, indicating it is the focus of the input. The order type is 'GTC'.

1,785.09		80	1,785.89	
XAU	Quantity	OZ		
BUY	Price	GTC		
Comments				

Submit Close

Validity – it allows the trader to select which validity applies to the limit order to be placed.

GTC – pending order is valid until cancelled,

DAY – pending order is valid 24 hours,

GTD – pending order is valid until the set date by the trader.

The screenshot shows the 'Place Orders' window with a bid price of 1,788.26 and an ask price of 1,789.05. The quantity is 79. The dropdown menu for the order validity is open, showing 'GTC', 'DAY', 'GTD', and 'GTT' options, with 'GTC' selected.

1,788.26		79	1,789.05	
XAU	Quantity	GTC		
BUY	Price	GTC		
Comments				

Submit Close

b. Instrument List Widget

This widget shows real-time bid and ask prices of all commodity pairs that can be traded in the client's account. It also show the intraday high and low of each commodity pair.

The screenshot displays the 24 Gold Trading Platform interface. The Instrument List widget is highlighted with a green border and contains the following data:

Comdty Pair	Bid	Ask	High	Low
XAU-USD	1,788.90	1,789.69	1,789.87	1,782.37
XAG-USD	26.153	26.276	26.165	26.074

Other visible components include:

- Navigation bar with 'Reports', 'Add', 'Profile', 'Lock', 'Status', and 'Logout' icons.
- Header information: 'Login: 23-Apr-2021 14:11:24' and 'Trader: JonathanTest | Account: JonathanTest'.
- Trading widgets for XAU-USD and XAG-USD showing bid/ask prices and order buttons (SELL, BUY).
- A price chart for XAU-USD showing intraday price movement from 14:45 to 15:45.
- A Margin summary panel on the right showing 'Total Funds: 273.44', 'Net Equity: 273.44', and 'Margin %: 100.00%'.
- A Trade Book section at the bottom with a search bar and a table header (Event Time, Deal, Comdty Pair, Quantity, Qty Type, Rate, Doc No, Value Date, Trader, Account, Comments).

c. Graph Widget

This widget shows the real-time intraday price chart in 30-second timeframe of the commodity pair selected. It also shows the intraday high and low of each commodity pair. Hovering your cursor over the chart will show Open High Low Close of a single bar timeframe.

The screenshot displays the 24 Gold Trading Platform web interface. The browser address bar shows `live.24gold.com/home`. The page header includes the 24G logo, a login timestamp of 23-Apr-2021 14:11:24, and the user's name and account: JonathanTest | Account: JonathanTest. The main interface is divided into several sections:

- Order Entry:** Two panels for XAU-USD and XAG-USD. The XAU-USD panel shows a bid of 1,790.67 and an ask of 1,791.47. The XAG-USD panel shows a bid of 26.184 and an ask of 26.310. Both panels include fields for quantity and comments.
- Instrument List:** A table listing commodity pairs with their current bid, ask, high, and low prices.
- Graph Widget (XAU-USD):** A real-time intraday price chart in a 30-second timeframe. The chart shows price movement from 15:15 to 16:00. A tooltip for a specific bar at 15:51:00 displays the following data:

Open:	1,789.91
High:	1,791.12
Low:	1,789.65
Close:	1,791.11
Time:	15:51:00
- Margin:** A panel showing account financials:

Total Funds:	273.44
Revaluation:	0.00
Net Equity:	273.44
Margin @ 5%:	0.00
Excess:	273.44
Margin %:	100.00 %
- Trade Book:** A table with columns for Event Time, Deal, Comdty Pair, Quantity, Qty Type, Rate, Doc No, Value Date, Trader, Account, and Comments. The table currently displays "No Data Available."

d. Trades / Activity Widget

This widget shows the details of all the trades placed within the day.

24 Gold Trading Platform

live.24gold.com/home

Incognito (3) Update

24G

Login: 23-Apr-2021 16:36:14

Trader: JonathanTest | Account: JonathanTest

XAU-USD Value: 27-Apr-21

MKT LMT 78

1,794.04 1,794.82

SELL XAU BUY XAU

XAU Quantity OZ

Comments

XAG-USD Value: 27-Apr-21

MKT LMT 122

26.266 26.388

SELL XAG BUY XAG

XAG Quantity OZ

Comments

Instrument List

Comdty Pair	Bid	Ask	High	Low
XAU-USD	1,794.04	1,794.82	1,794.34	1,782.37
XAG-USD	26.266	26.388	26.295	26.074

Graph: XAU-USD

Time: 16:37:43 O: 1,794.43 H: 1,794.58 L: 1,794.35 C: 1,794.53

1,794.00
1,793.00
1,792.00
1,791.00
1,790.00
1,789.00
1,788.00
1,787.00

15:30 15:45 16:00 16:15 16:30

Margin

Total Funds: 274.45

Revaluation: 0.00

Net Equity: 274.45

Margin @ 5%: 0.00

Excess: 274.45

Margin %: 100.00 %

Comdty	Quantity
XAU	0.000

Trade Book Order Book Activity Log News Feed

Count: 1

Event Time	Deal	Comdty Pair	Quantity	Qty Type	Rate	Doc No	Value Date	Trader	Account	Comments
2021-04-23 16:07:45.240	BUY	XAU-USD	20.000	GMS	1,792.42	FNC/2021/000464	27-Apr-21	JTNTST	JonathanTest	XAU-USD 20 GMS @ 1792.42

Trade Book

It shows the details of all market orders placed within the day such as event time, deal type, commodity pair, quantity, quantity UoM, price etc.

Event Time ↓	Deal	Cmdty Pair	Quantity	Qty Type	Rate	Doc No	Value Date	Trader	Account	Comments
2021-04-23 16:07:45.240	BUY	XAU-USD	20.000	GMS	1,792.42	FNC/2021/000464	27-Apr-21	JTNTST	JonathanTest	XAU-USD 20 GMS @ 1792.42

Order Book

It shows the details of all limit orders placed within the day such as event time, order number, commodity pair, deal type, quantity, quantity UoM, price etc. The trader can filter by all limit orders, outstanding/working limit orders, filled/executed limit orders, cancelled limit orders or expired limit orders.

Event Time ↓	Order No	Cmdty Pair	Deal	Quantity	Qty Type	Price	Account	Validity	Comments
2021-04-23 16:09:22.890	ONG/2021/000230	XAU-USD	SELL	20.000	GMS	1,794.00	JonathanTest	GTC	to close my position

Event Time ↓	Deal	Cmdty Pair	Quantity	Qty Type	Rate	Validity	Doc No	Order No	Value Date	Comments
2021-04-23 16:23:01.960	SELL	XAU-USD	31.104	GMS	1,794.00	GTC	FNC/2021/000465	ONG/2021/000230	27-Apr-21	to close my position

Activity Log

It shows the activities that happened in the customers trading account during the session such as login, order placed, order filled, order cancelled etc.

2021-04-23 16:09:22.906	ONG/2021/000230	Order Placed: SELL 20.000 GMS XAU-USD @ 1,794.00 GTC for JonathanTest [JTNTST] (Comments: to close my position)
2021-04-23 16:09:22.687		Order request received: SELL 20.000 GMS XAU-USD @ 1,794.00 GTC for JonathanTest [JTNTST] (Comments: to close my position)

e. Margin Widget

This widget shows the trading account valuation details. In this section the trader can monitor the value and volume of his positions and fund and his margin level. Bear in mind that all prices shown are in ounce value and converted accordingly to quantity unit of measurement. 1 ounce = 31.10347 grams.

The screenshot displays the 24 Gold Trading Platform interface. The browser address bar shows 'live.24gold.com/home'. The user is logged in as 'JonathanTest' on '23-Apr-2021 14:11:24'. The main dashboard features several panels:

- Trading Panels:** Two panels for XAU-USD and XAG-USD. The XAU-USD panel shows a 'BOUGHT 20.000 GMS XAU @ 1,792.42' and 'SOLD USD 1,152.53'. The XAG-USD panel shows bid/ask prices of 26.186 and 26.311.
- Instrument List:** A table listing commodity pairs with their bid, ask, high, and low prices.
- Graph:** A candlestick chart for XAU-USD showing price movement from 15:15 to 16:00.
- Margin Widget (highlighted in green):** Displays account valuation details:
 - Total Funds: -879.09
 - Revaluation: 1,151.92
 - Net Equity: 272.83
 - Margin @ 5%: -57.60
 - Excess: 215.23
 - Margin %: 123.68%
 - Position: XAU, Quantity: 20.000
- Trade Book:** A table at the bottom showing trade history with columns for Event Time, Deal, Comdty Pair, Quantity, Qty Type, Rate, Doc No, Value Date, Trader, Account, and Comments.

Comdty Pair	Bid	Ask	High	Low
XAU-USD	1,791.43	1,792.23	1,792.07	1,782.37
XAG-USD	26.186	26.311	26.225	26.074

Event Time	Deal	Comdty Pair	Quantity	Qty Type	Rate	Doc No	Value Date	Trader	Account	Comments
2021-04-23 16:07:45.241	BUY	XAU-USD	20.000	GMS	1,792.42	FNC/2021/000464	27-Apr-21	JTNTST	JonathanTest	

Total Funds – the sum of all deposited funds and +/- the trade value of all executed trades. (BUY orders will be deducted from total funds while SELL orders will be added to total funds). In this example, the trader has 273.44 funds in his account and bought 20.000 GMS of XAU at USD 1,792.42 therefore valued at USD 1,152.53 thus his Total Funds are at USD -879.09.

Revaluation – calculates the current value of all the open positions in the trading account based on real-time bid and ask price. (LONG positions are positive and SHORT positions are negative). In this example, the trader has 20.000 GMS open long position and the current bid price is at USD 1,791.43/oz resulting to revaluation of USD 1,151.92.

Net Equity – the real-time USD value of the trading account if all positions were closed in that instant which is the sum of Total Funds and Revaluation. In this example the trading account Total Funds USD -879.09 deducted from Revaluation of USD 1,151.92 results to a Net Equity of USD 272.83.

Margin window showing account details. The 'Total Funds' field is highlighted with a green border and shows a value of -879.09. Other fields include Revaluation (1,151.92), Net Equity (272.83), Margin @ 5% (-57.60), Excess (215.23), and Margin % (123.68%). A table below shows a position for XAU with a quantity of 20.000.

Cmdty	Quantity
XAU	20.000

Margin window showing account details. The 'Revaluation' field is highlighted with a green border and shows a value of 1,151.92. Other fields include Total Funds (-879.09), Net Equity (272.83), Margin @ 5% (-57.60), Excess (215.23), and Margin % (123.68%). A table below shows a position for XAU with a quantity of 20.000.

Cmdty	Quantity
XAU	20.000

Margin window showing account details. The 'Net Equity' field is highlighted with a green border and shows a value of 272.83. Other fields include Total Funds (-879.09), Revaluation (1,151.92), Margin @ 5% (-57.60), Excess (215.23), and Margin % (123.68%). A table below shows a position for XAU with a quantity of 20.000.

Cmdty	Quantity
XAU	20.000

Margin – the amount used from the account fund to support the open positions. (Values are always negative) In this example, the trader has revalued position at USD 1,151.92 and his trading account approved margin setup is at 5% thus his margin used is at USD 57.60.

Excess – real-time remaining amount in the trader’s account that can be used to support new positions. (Same as Free Margin). In this example, the trader has used margin of USD 57.60 and his Net Equity is at USD 272.83 thus his excess margin is at USD 215.23.

Margin % – the ratio between the trader’s account Net Equity and Total Absolute Revaluation.

Open Positions – this section shows all the open positions for each commodity and its quantity in grams.

Margin
⋮
ⓧ

Total Funds:

Revaluation:

Net Equity:

Margin @ 5%:

Excess:

Margin %: ★

Cmdty	Quantity
XAU	20.000

Margin
⋮
ⓧ

Total Funds:

Revaluation:

Net Equity:

Margin @ 5%:

Excess:

Margin %: ★

Cmdty	Quantity
XAU	20.000

Margin
⋮
ⓧ

Total Funds:

Revaluation:

Net Equity:

Margin @ 5%:

Excess:

Margin %: ★

Cmdty	Quantity
XAU	20.000

2.2 DASHBOARD MENU OPTIONS

The dashboard menu options will allow the trader to view financial reports of the trading account, add widgets and personalize the dashboard, and change technical setting of the account.

The screenshot displays the 24 Gold Trading Platform interface. At the top, the browser address bar shows 'live.24gold.com/home'. The 24G logo is on the left, and a navigation menu with icons for Reports, Add, Profile, Lock, Status, and Logout is on the right. The main dashboard area includes:

- Order Entry Panels:** Two panels for XAU-USD and XAG-USD. XAU-USD shows a bid of 1,777.23 and an ask of 1,778.03. XAG-USD shows a bid of 25.969 and an ask of 26.088.
- Instrument List Table:**

Cmdty Pair	Bid	Ask	High	Low
XAU-USD	1,777.23	1,778.03	1,795.68	1,770.43
XAG-USD	25.969	26.088	26.350	25.910
- Graph: XAU-USD:** A candlestick chart showing price movement from 19:39 to 19:48. The current price is 1,777.63.
- Margin Summary Panel:**
 - Total Funds: 274.45
 - Revaluation: 0.00
 - Net Equity: 274.45
 - Margin @ 5%: 0.00
 - Excess: 274.45
 - Margin %: 100.00 %
- Trade Book Table:**

Event Time	Deal	Cmdty Pair	Quantity	Qty Type	Rate	Doc No	Value Date	Trader	Account	Comments
2021-04-23 16:07:45.240	BUY	XAU-USD	20.000	GMS	1,792.42	FNC/2021/000464	27-Apr-21	JTNTST	JonathanTest	XAU-USD 20 GMS @ 1792.42

a. Reports (Position Keeping)

This report gives a real-time overview of the trading account valuation details in terms open positions, funds and margin calculations. It also allows the trader to extract this report in PDF format.

The screenshot shows the '24 Gold Trading Platform' interface. At the top, there's a navigation bar with 'Home', 'Add', 'Profile', 'Lock', 'Status', and 'Logout' icons. Below this, a 'Reports' menu is visible with options like 'Position Keeping', 'Statement', 'Deals Register', 'Order Book', 'Order History', 'Activity Log', and 'Trade Analysis'. The 'Position Keeping' option is selected, and a dropdown menu shows 'JonathanTest'. A checkbox labeled 'Consider orders in margin calculation' is present, with an annotation explaining it allows including or excluding outstanding/pending limit orders in Margin % calculation. Below this, there are two main sections: a table for 'Funds' and a summary widget. The 'Funds' table has columns for 'Type', 'Balance', 'Price', and 'Current Value', with annotations explaining each column. The summary widget on the right shows various financial metrics like Total Funds (USD), Revaluation, Net Equity, Margin Amt @ 5%, Excess (USD), and Margin %.

Trading Account Toggle - allows the trader to select which trading account to view in case there are several trading accounts linked to clients master account

Login: 23-Apr-2021 19:48:51 Trader: JonathanTest | Account: JonathanTest

Reports

Position Keeping | Statement | Deals Register | Order Book | Order History | Activity Log | Trade Analysis

JonathanTest Consider orders in margin calculation Allows the trader to include or exclude outstanding/pending limit orders in Margin % calculation

Type	Balance	Price	Current Value
This part shows the symbol of the commodity with open positions	This part shows the quantity of open positions in grams (Long positions in positive values Short positions in negative values)	This part shows the real-time bid-ask price of the commodity per USD ounce	This part shows the current value of the open position of the specific commodity based on real-time bid-ask price

Funds Shows the sum of all deposited funds and +/- trade value of all executed trades

Total Funds (USD): 274.45

Revaluation: 0.00

Net Equity: 274.45

Margin Amt @ 5%: 0.00

Excess (USD): 274.45

Margin %: 100.00 %

This part shows the same details seen on Margin Widget

b. Reports (Statement)

This report generates trader's statement of account which can be filtered by trading account name, date or time period of either by document date or value date, show by side-by-side comparison of local currency, foreign currency and commodity in grams or ounces. It has a search function to filter by search characters. It also allows the trader to extract this report in XLS and PDF format.

The screenshot shows the '24 Gold Trading Platform' web interface. The browser address bar indicates the URL 'live.24gold.com/home'. The user is logged in as 'JonathanTest' on '23-Apr-2021 21:44:52'. The 'Reports' section is active, and the 'Statement' report is selected. The report filters are set to 'JonathanTest', '23-04-2021', 'Doc Date', and 'Show transactions considering either column'. The columns are 'Local Currency' and 'XAU'. The table displays transaction details including Doc No, Doc Date, Value Date, Narration, Amount (USD) with Debit, Credit, and Balance, and XAU (OZ) with Debit, Credit, and Balance.

Doc No	Doc Date	Value Date	Narration	Amount (USD)			XAU (OZ)		
				Debit	Credit	Balance	Debit	Credit	Balance
			Balance B/F			273.44 Cr			0.000 Cr
FNC/2021/000464	23-Apr-21	27-Apr-21	XAU-USD 20 GMS @ 1792.42	1,152.53		879.09 Dr		0.643	0.643 Cr
FNC/2021/000465	23-Apr-21	27-Apr-21	ONG/2021/000230 XAU-USD 20 GMS @ 1794		1,153.54	274.45 Cr	0.643		0.000 Cr
			Balance C/F			274.45 Cr			0.000 Cr

c. Reports (Deals Register)

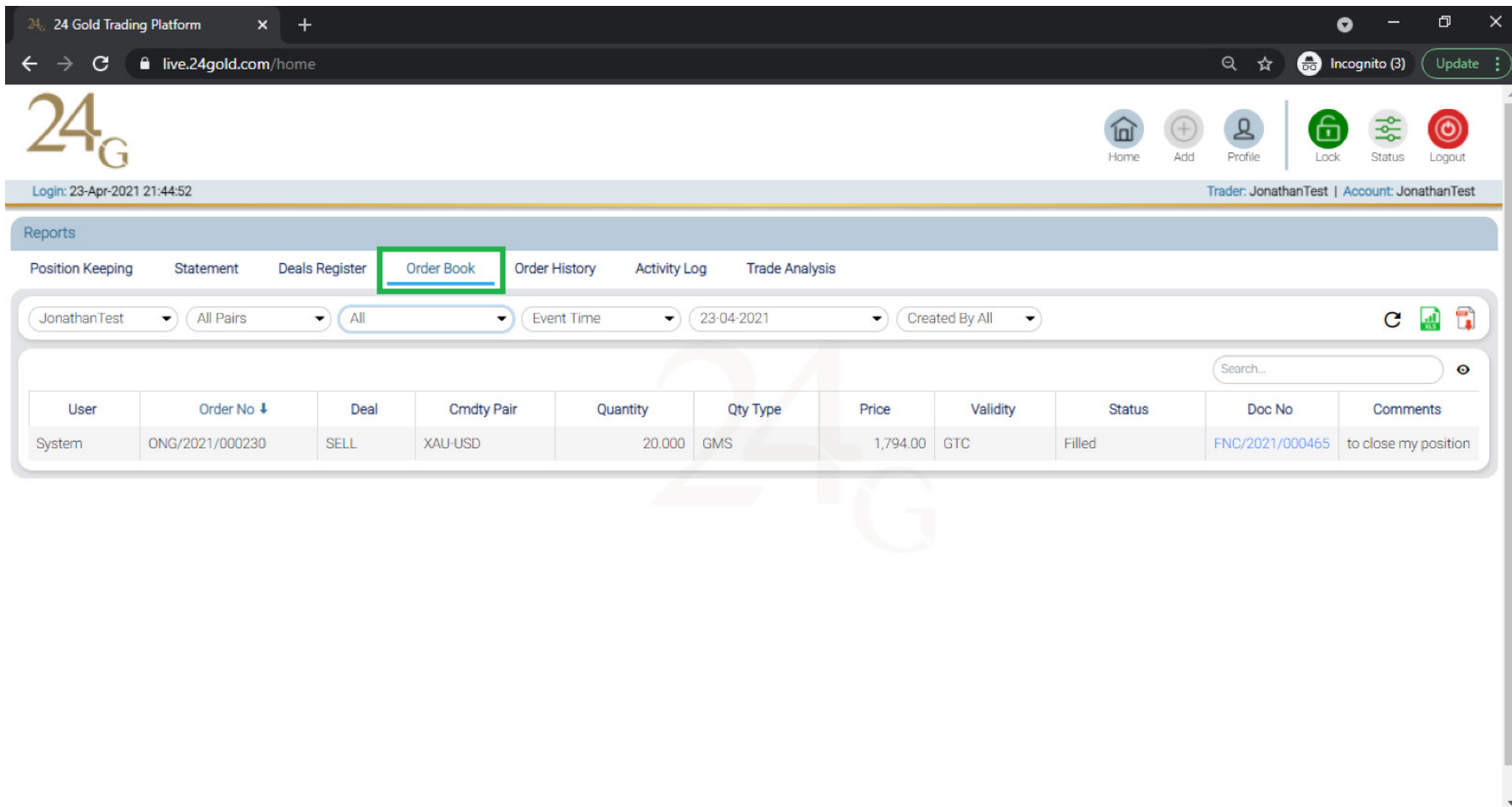
This generates a report of all executed market orders and filled limit orders in the trading account. The report can be filtered by trading account name, date or time period, commodity pair, ounces or grams, and trades placed by trader or dealer. It has a search function to filter by search characters. It also allows the trader to extract this report in XLS and PDF format.

The screenshot displays the 24 Gold Trading Platform web interface. The browser address bar shows 'live.24gold.com/home'. The page header includes the 24G logo, navigation icons (Home, Add, Profile, Lock, Status, Logout), and user information: 'Login: 23-Apr-2021 21:44:52' and 'Trader: JonathanTest | Account: JonathanTest'. The 'Reports' section is active, with 'Deals Register' highlighted. Below the navigation tabs, there are filters for 'JonathanTest', '23-04-2021', 'All Pairs', 'OZ', 'All Trades', and 'Created By All'. A search bar is present above the table. The table contains two rows of trade data:

User	Doc No	Doc Date	Value Date	Deal	Cmdty Pair	Quantity (OZ)	Price	Amount	Event Time ↓	Comments
JTNTST	FNC/2021/000465	23-Apr-21	27-Apr-21	SELL	XAU-USD	0.643	1,794.00	1,153.54	2021-04-23 16:23:01.960	ONG/2021/000230 XAU-USD 20 GMS @ 1794
JTNTST	FNC/2021/000464	23-Apr-21	27-Apr-21	BUY	XAU-USD	0.643	1,792.42	1,152.53	2021-04-23 16:07:45.240	XAU-USD 20 GMS @ 1792.42

d. Reports (Order Book)

This generates a report of all limit orders placed in the trading account. The report can be filtered by trading account name, commodity pair, order status (outstanding/filled/cancelled/expired), executed/filled time or created time, date or time period, and order placed by trader or dealer. It has a search function to filter by search characters. It also allows the trader to extract this report in XLS and PDF format.



The screenshot displays the 24 Gold Trading Platform web interface. The browser address bar shows the URL `live.24gold.com/home`. The page header includes the 24G logo, navigation icons (Home, Add, Profile, Lock, Status, Logout), and user information: `Login: 23-Apr-2021 21:44:52` and `Trader: JonathanTest | Account: JonathanTest`.

The **Reports** section is active, with the **Order Book** tab highlighted. The filter bar shows the following settings:

- User: JonathanTest
- All Pairs
- All
- Event Time
- 23-04-2021
- Created By All

A search bar is located above the table. The table displays the following data:

User	Order No ↓	Deal	Cmdty Pair	Quantity	Qty Type	Price	Validity	Status	Doc No	Comments
System	ONG/2021/000230	SELL	XAU-USD	20.000	GMS	1,794.00	GTC	Filled	FNC/2021/000465	to close my position

e. Reports (Order History)

This generates a report of all limit orders placed in the trading account with additional details compared to Order Book Report. The report can be filtered by date or time period either by document date or event date, account name, document number, order status (placed/cancelled/filled/expired) and by commodity pair. It has a search function to filter by search characters. It also allows the trader to extract this report in XLS and PDF format.

The screenshot displays the 24 Gold Trading Platform web interface. The browser address bar shows 'live.24gold.com/home'. The page features a navigation menu with options: Position Keeping, Statement, Deals Register, Order Book, Order History (highlighted with a green box), Activity Log, and Trade Analysis. Below the menu, there are filters for 'Doc Date' (set to 23-04-2021) and 'None'. A search bar is present above the table. The table lists two orders:

Order No	Account	Order Details	User	Action	Event Time	Comments
ONG/2021/000230	JonathanTest	FNC/2021/000465, SELL XAU-USD 31.104 GMS @ 1794	System	Filled	2021-04-23 16:23:01.960	
ONG/2021/000230	JonathanTest	SELL 20 GMS XAU-USD @ 1794 GTC	JTNTST	Placed	2021-04-23 16:09:22.890	to close my position

f. Reports (Activity Log)

This generates a report that shows all the activities that happened in the trading account. It has a search function to filter by search characters. It also allows the trader to extract this report in XLS and PDF format.

The screenshot shows the 24 Gold Trading Platform interface. The browser address bar displays 'live.24gold.com/home'. The page header includes the 24G logo, a login timestamp of '23-Apr-2021 21:44:52', and user information: 'Trader: JonathanTest | Account: JonathanTest'. A navigation menu under 'Reports' highlights the 'Activity Log' tab. Below the menu, there is a date filter set to 'Today' and a search bar. The main content is a table with three columns: 'Activity Time', 'Doc No', and 'Activity'.

Activity Time ↓	Doc No	Activity
2021-04-23 21:44:52.910		JonathanTest logged in.
2021-04-23 21:44:50.836		JonathanTest logged out.
2021-04-23 19:46:51.170		JonathanTest logged in.
2021-04-23 19:23:36.360		JonathanTest logged in.
2021-04-23 18:32:44.230		JonathanTest logged in.
2021-04-23 16:36:14.470		JonathanTest logged in.
2021-04-23 16:23:01.856	FNC/2021/000465	Order Filled : SOLD 20.000 GMS XAU-USD @ 1,794.00 GTC for JonathanTest (ONG/2021/000230) [System] (Comments: to close my position)
2021-04-23 16:09:22.906	ONG/2021/000230	Order Placed: SELL 20.000 GMS XAU-USD @ 1,794.00 GTC for JonathanTest [JTNTST] (Comments: to close my position)
2021-04-23 16:09:22.686		Order request received: SELL 20.000 GMS XAU-USD @ 1,794.00 GTC for JonathanTest [JTNTST] (Comments: to close my position)
2021-04-23 16:07:45.240	FNC/2021/000464	Trade confirmed: BOUGHT 20.000 GMS XAU-USD @1,792.42 for JonathanTest [JTNTST]
2021-04-23 16:07:45.176		Trade request received: BUY 20.000 GMS XAU-USD @1,792.42 for JonathanTest [JTNTST]
2021-04-23 14:11:24.590		JonathanTest logged in.
2021-04-23 12:24:33.226		JonathanTest logged in.
2021-04-23 11:57:16.663		JonathanTest logged out.

g. Reports (Trade Analysis)

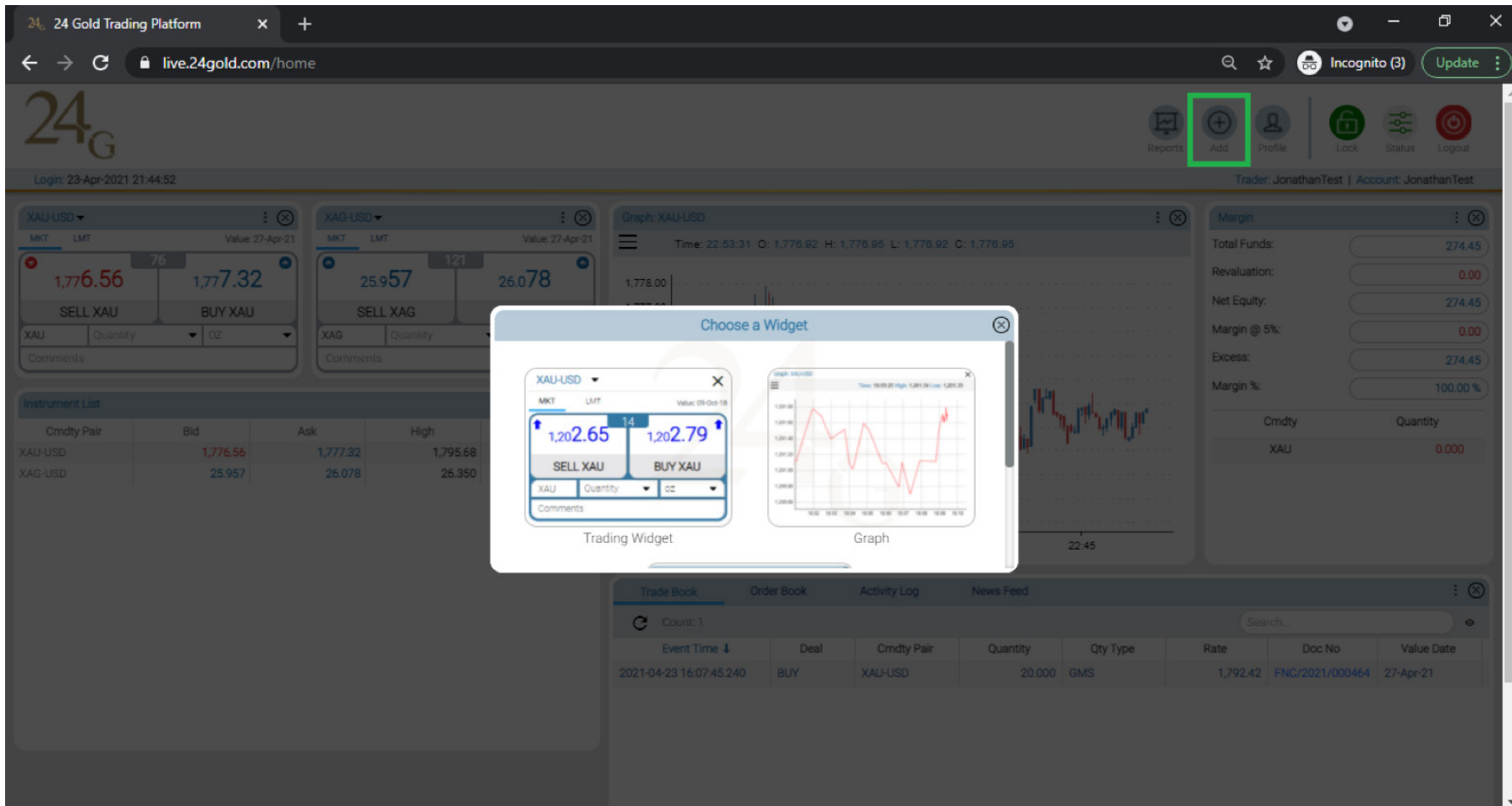
This generates a report that provides a summary of the types of trades done leading to the position and P&L if squared-off at current price. The report can be filtered by trading account name, date or time period, and commodity in ounces or grams. It has a search function to filter by search characters. It also allows the trader to extract this report in XLS and PDF format.

The screenshot displays the 24 Gold Trading Platform web interface. The browser address bar shows 'live.24gold.com/home'. The page header includes the 24G logo, a login timestamp 'Login: 23-Apr-2021 21:44:52', and user information 'Trader: JonathanTest | Account: JonathanTest'. A navigation menu under 'Reports' highlights 'Trade Analysis'. Below the menu, filters are set for account 'JonathanTest', date '23-04-2021', commodity 'XAU', and unit 'GMS'. There are checkboxes for 'Exclude Opening Balance', 'Exclude Platform Trades', 'Exclude Other Fixing Trades', and 'Exclude Swaps'. The main table shows trade details with columns for Description, XAU (GMS), Value (USD), and Average.

Description	XAU (GMS)	Value (USD)	Average
Opening	0.000	-23.75	0.000000
Fixing Online Customer - BUY	20.000	1,152.53	1,792.384114
Fixing Online Customer - SELL	-20.000	-1,153.54	1,793.954839
Long	0.000	-24.76	0.000000
Value @ Current Rate		0.00	1,776.510000
Profit		24.76	

h. Add Widget

This function allows the trader to add widgets into the dashboard. Trader can select from adding a new trading widget, graph widget, and trades/activity widget. From this function the trader can also add back widgets that were removed from the dashboard.



The screenshot displays the 24 Gold Trading Platform interface. The browser address bar shows `live.24gold.com/home`. The user is logged in as JonathanTest. The main dashboard features several widgets: two trading panels for XAU-USD and XAG-USD, a graph for XAU-USD, and a margin summary panel. A 'Choose a Widget' dialog box is open in the center, offering two options: 'Trading Widget' and 'Graph'. The 'Trading Widget' option shows a preview of a trading panel with bid and ask prices for XAU-USD. The 'Graph' option shows a preview of a line graph for XAU-USD. The background interface includes an 'Instrument List' table, a 'Trade Book' table, and a 'News Feed' section.

Cmdty Pair	Bid	Ask	High
XAU-USD	1,776.56	1,777.32	1,795.68
XAG-USD	25.957	26.078	26.350

Event Time	Deal	Cmdty Pair	Quantity	Qty Type	Rate	Doc No	Value Date
2021-04-23 16:07:45.240	BUY	XAU-USD	20.000	GMS	1,792.42	FNC/2021/000464	27-Apr-21

i. Profile

This function allows the trader to change settings and personalize the account. Trader can increase or decrease font size, change trade execution trigger by either single click or double-click, enable or disable price per unit tooltip of units other than ounces, enable or disable maintaining last traded quantity, include or exclude pending/working orders from Margin % calculation, change platform language, and change theme colours. It allows the trader to change account password and also save and load layouts.

The screenshot displays the 24 Gold Trading Platform web interface. The browser address bar shows `live.24gold.com/home`. The page features a navigation bar with icons for Reports, Add, Profile, Lock, Status, and Logout. The Profile icon is highlighted with a green box, and a Settings menu is open over the main content area. The Settings menu includes options for Default Account (JonathanTest), Font Size (A), Trade Execution (1-Click), Price Per Unit Tooltip (Disable), Maintain Last Traded Quantity (Disable), Show Margin (Without Orders), Language (English), and Theme (Steel Blue). A Save button is located at the bottom of the Settings menu. The background shows a candlestick chart for XAU-USD, an order book for XAU-USD and XAG-USD, and a Trade Book table.

Cmdty Pair	Bid	Ask	High	Low
XAU-USD	1,776.16	1,776.94	1,795.68	1,770.43
XAG-USD	25.947	26.068	26.350	25.910

Event Time	Deal	Cmdty Pair	Quantity	Qty Type	Rate	Doc No	Value Date
2021-04-23 16:07:45.240	BUY	XAU-USD	20.000	GMS	1,792.42	FNC/2021/000464	27-Apr-21

j. Lock/Unlock Screen

This function allows the trader to lock the trading platform screen preventing any accidental clicks or unauthorized access. Screen can be unlocked by entering account password.

The screenshot displays the 24 Gold Trading Platform interface. The browser address bar shows `live.24gold.com/home`. The page header includes the 24G logo, a "Screen Locked" notification, and navigation icons for Reports, Add, Profile, Unlock (highlighted with a red box), Status, and Logout. The main content area is dimmed and contains several panels:

- Order Entry:** Two panels for XAU-USD and XAG-USD. XAU-USD shows a bid of 1,775.95 and an ask of 1,776.75. XAG-USD shows a bid of 25.948 and an ask of 26.069.
- Graph:** A candlestick chart for XAU-USD with a price range from 1,776.29 to 1,778.30.
- Margin:** A summary of account funds, including Total Funds (274.45), Net Equity (274.45), and Margin % (100.0%).
- Instrument List:** A table listing XAU-USD and XAG-USD with their respective bid, ask, high, and low prices.
- Trade Book:** A table showing a single trade event for XAU-USD at 16:07:45.240 on 2021-04-23.

An "Unlock Screen" dialog box is overlaid in the center, featuring a "Password:" label, a text input field containing "Password", and "Unlock" and "Cancel" buttons.

Cmdty Pair	Bid	Ask	High	Low
XAU-USD	1,775.95	1,776.75	1,795.68	1,776.29
XAG-USD	25.948	26.069	26.350	25.948

Event Time	Deal	Cmdty Pair	Quantity	Qty Type	Rate	Doc No	Value Date
2021-04-23 16:07:45.240	BUY	XAU-USD	20.000	GMS	1,792.42	FNC/2021/000464	27-Apr-21

k. Price Feed Status

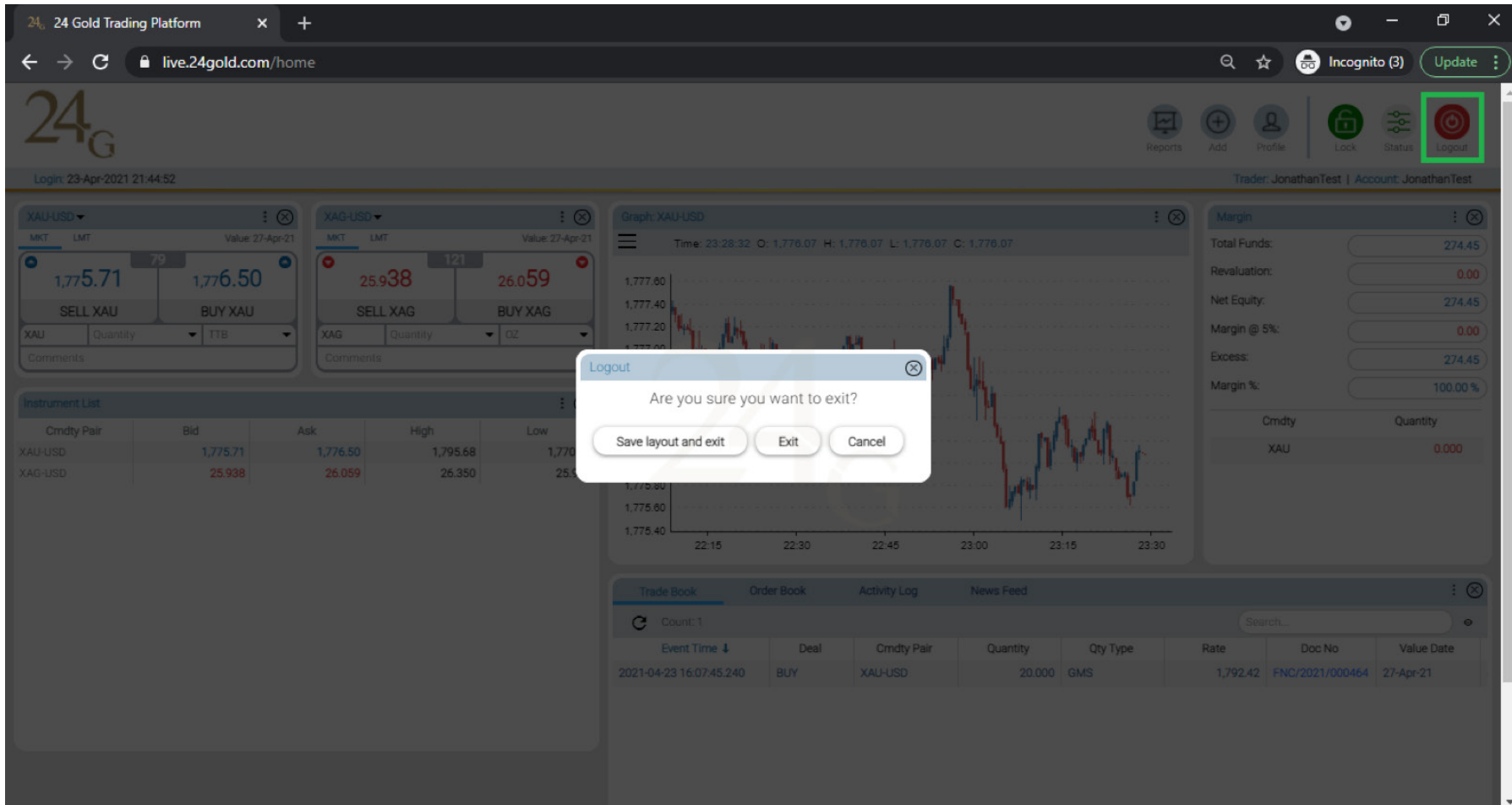
By hovering the cursor over this icon displays the price feed status of the trading platform.

The screenshot displays the 24 Gold Trading Platform interface. At the top, the browser shows the URL 'live.24gold.com/home'. The page header includes the 24G logo and a user profile section with 'Reports', 'Add', 'Profile', and 'Live Pricing' (containing 'Lock', 'Status', and 'Logout' options). The main dashboard is divided into several sections:

- Order Entry Panels:** Two panels for XAU-USD and XAG-USD. The XAU-USD panel shows a bid of 1,775.70 and an ask of 1,776.49. The XAG-USD panel shows a bid of 25.944 and an ask of 26.064.
- Instrument List:** A table listing the current bid, ask, high, and low prices for XAU-USD and XAG-USD.
- Price Chart:** A candlestick chart for XAU-USD showing price movement from 22:15 to 23:15.
- Margin Summary:** A panel on the right showing financial metrics such as Total Funds (274.45), Net Equity (274.45), and Margin % (100.00%).
- Trade Book:** A table at the bottom showing trade activity, including a recent buy order for XAU-USD at 1,792.42.

I. Logout

Clicking this icon logs out the trader on the platform.



The screenshot displays the 24 Gold Trading Platform web interface. The browser address bar shows `live.24gold.com/home`. The interface includes a top navigation bar with the 24G logo, a login timestamp of "23-Apr-2021 21:44:52", and a user profile section for "JonathanTest". A red box highlights the "Logout" button in the top right corner. A central dialog box titled "Logout" is open, asking "Are you sure you want to exit?" and providing three options: "Save layout and exit", "Exit", and "Cancel". The background interface shows trading panels for XAU-USD and XAG-USD, a price graph, and a trade book table.

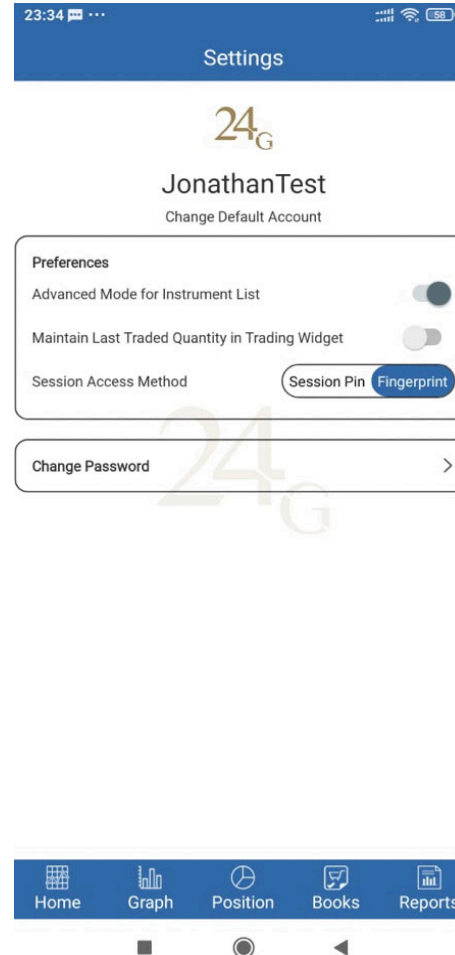
Cmdty Pair	Bid	Ask	High	Low
XAU-USD	1,775.71	1,776.50	1,795.68	1,770.00
XAG-USD	25.938	26.059	26.350	25.000

Event Time	Deal	Cmdty Pair	Quantity	Qty Type	Rate	Doc No	Value Date
2021-04-23 16:07:45.240	BUY	XAU-USD	20.000	GMS	1,792.42	FNC/2021/000464	27-Apr-21

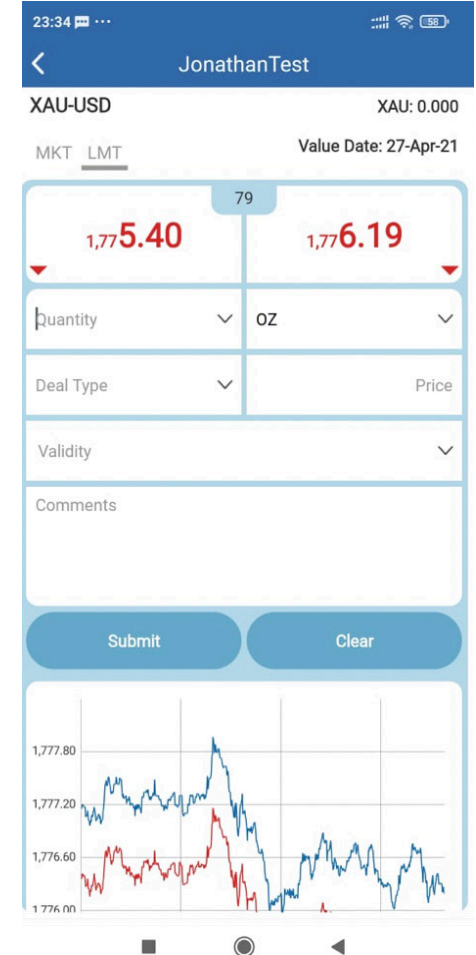
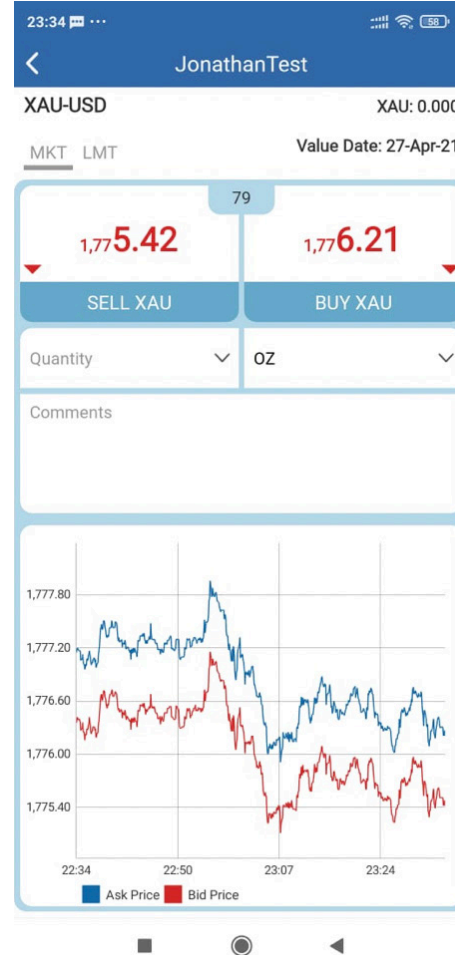
Instrument List - shows real-time bid and ask prices of all commodity pairs that can be traded in the client's account.



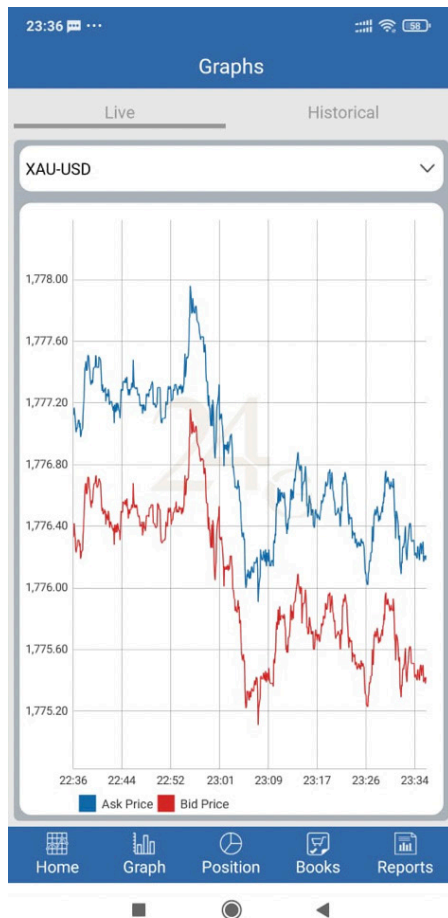
Settings - allows the trader to change settings and personalize the account.



Trade Execution Screen - shows real-time bid and ask prices of each commodity pair selected which the trader can place orders.




Graphs - shows the real-time intraday or historical price chart of the commodity pair selected.




Margin Summary - shows the trading account valuation details such as value and volume of positions, funds and margin level.




Books (Executed Trades) – shows all market orders placed during the session



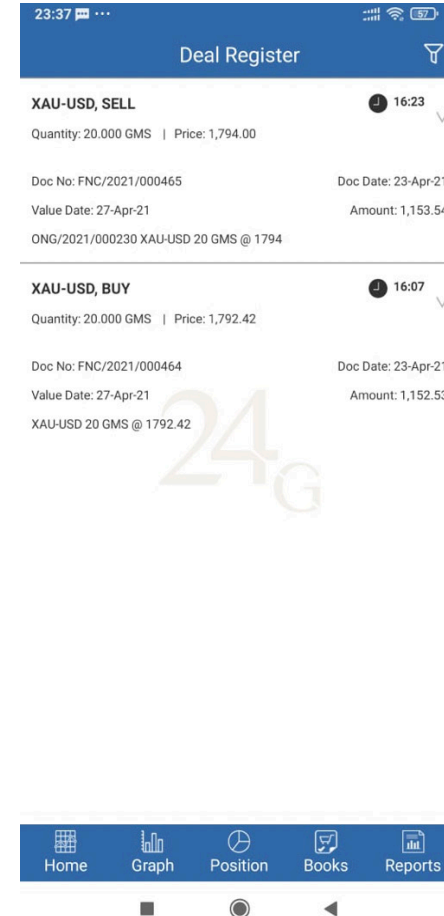
Books (Order Fills) – shows all executed or filled limit orders placed during the session.



Books (Outstanding Orders) – shows all pending/working limit orders placed during the session.



Reports (Deals Register) – shows all executed market orders and filled limit orders in the trading account.



Reports (Order Register) – shows all limit orders placed in the trading account.



Reports (Account Statement) – shows traders account ledgers.



Reports (Activity Log) – shows all the activities that happened in the trading account.





MORE QUESTIONS?
CONTACT US:

E info@24gold.com

T +971(4)276 6499

A 11th Floor, Office J, Silver Tower,
Jumeirah Lakes Towers (JLT)

Dubai, UAE

P.O BOX:385160