



MasteryPrep

ONLINE

STUDENT MANUAL



MASTERYPREP.COM
855-9-ACT-PREP

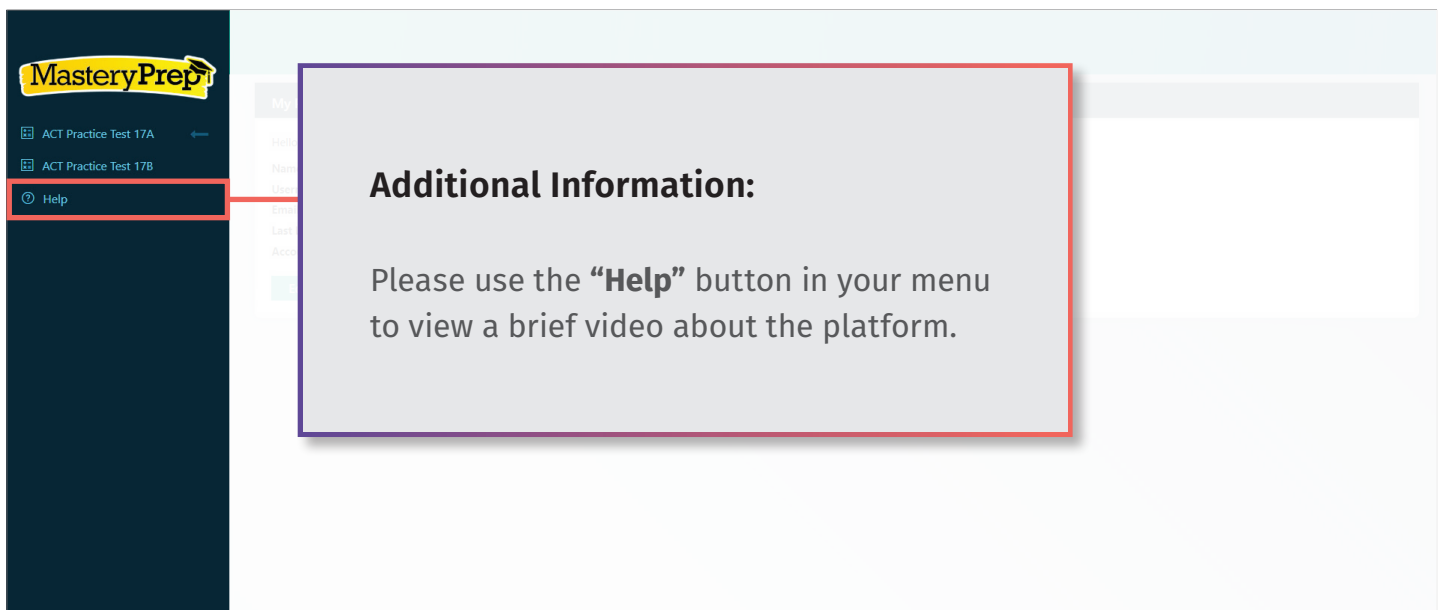
“MasteryPrep is the catalyst for knocking down the barriers of access and success.”

Ngondi Kamatuka

*Center for Educational Opportunity Programs Director
University of Kansas*

Introduction

MasteryPrep Online allows students and teachers to take control of student learning. The online platform enables students to practice for the ACT and sharpen their test-taking skills (i.e. time management, reading comprehension, stamina, etc.). Through this practice, students build confidence in their abilities and become more comfortable with the timed sections. Once the practice test is completed, students have instant access to their results and can independently review all questions and answers. Using the revolutionary **TruScore Testing and Analysis** system, teachers are able to identify students' strengths and weaknesses and pinpoint areas in need of improvement. With this data, teachers can expect to see an average gain of three points or more on the second practice test. Working together, teachers are able to encourage and motivate their students through the second practice test and beyond.



Student View

Student: How to Create Login Credentials Using Unique URL

- You will use the unique registration URL to create a username and password. This link will be unique to each school.
- The registration link will bring you to this page. Please double check that the school name is correct.
- Complete the first name, last name, and email address then click **“confirm.”**

WELCOME TO
MasteryPrep
ONLINE

MasteryPrep High School Demo Access
your free ACT Practice test

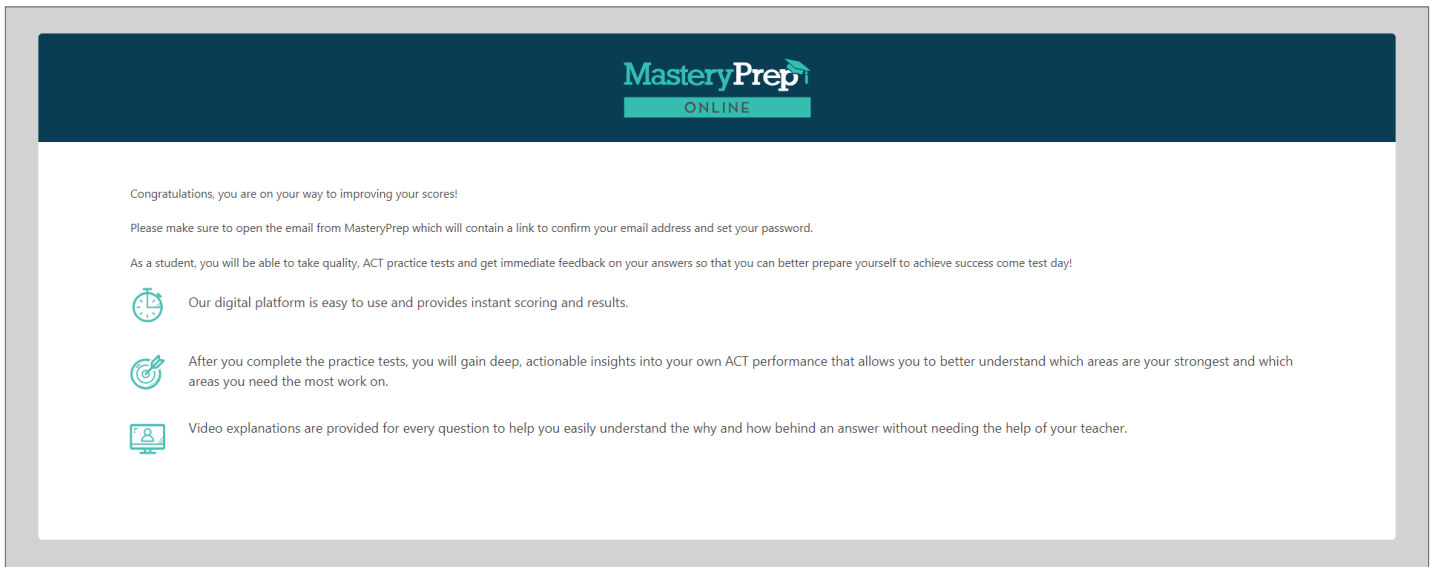
First Name

Last Name

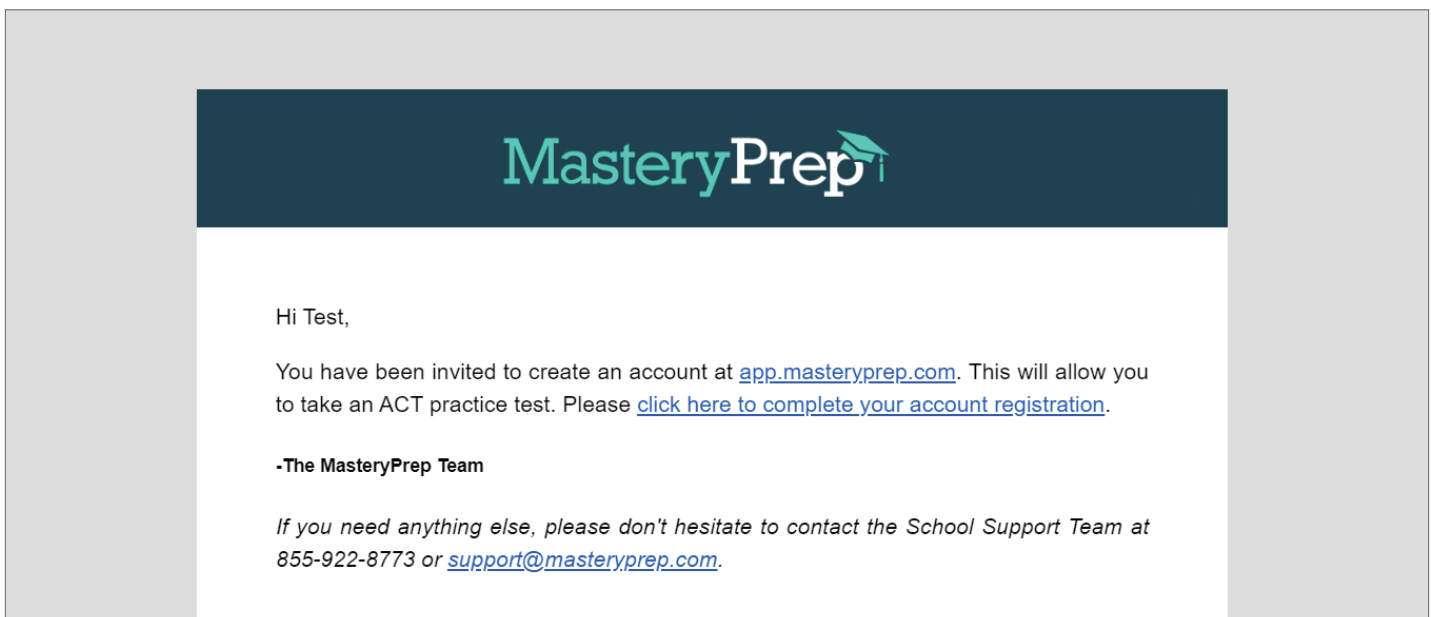
Email

Confirm

- Once you're taken to the screen below, review the information and check your email.

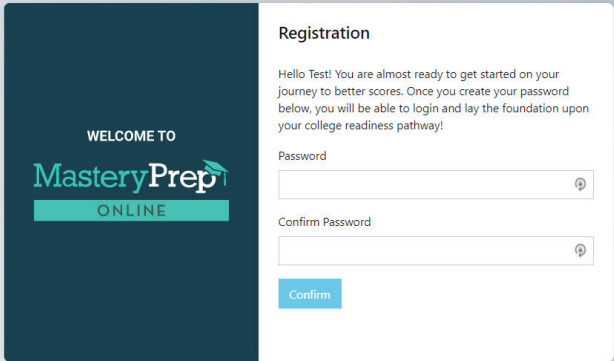


- Please check your inbox for an email from **support@masteryprep.com**. If the email is not in your inbox, please check your spam or junk folder.
- Follow the instructions to complete the registration process.



Student: How to Login

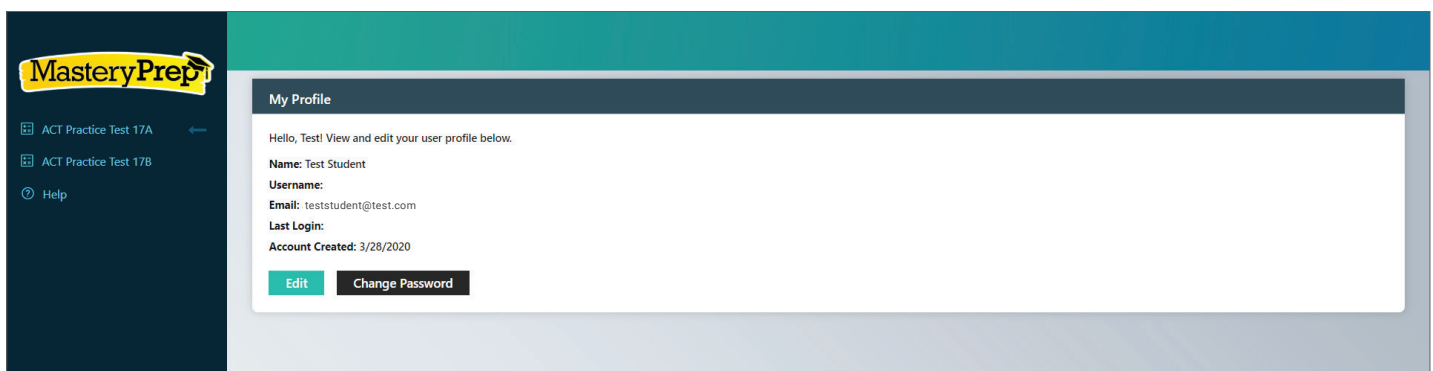
- You will be prompted to create a password. It is important to remember the password; if necessary, store it in a secure location. If you happen to forget it, your teacher can reset the password for you.



The image shows a registration form for MasteryPrep ONLINE. On the left, a dark blue box contains the text "WELCOME TO" above the "MasteryPrep ONLINE" logo. To the right, a white box titled "Registration" contains a welcome message: "Hello Test! You are almost ready to get started on your journey to better scores. Once you create your password below, you will be able to login and lay the foundation upon your college readiness pathway!". Below the message are two password input fields labeled "Password" and "Confirm Password", each with a small eye icon for toggling visibility. A blue "Confirm" button is at the bottom of the form.

Student: Profile

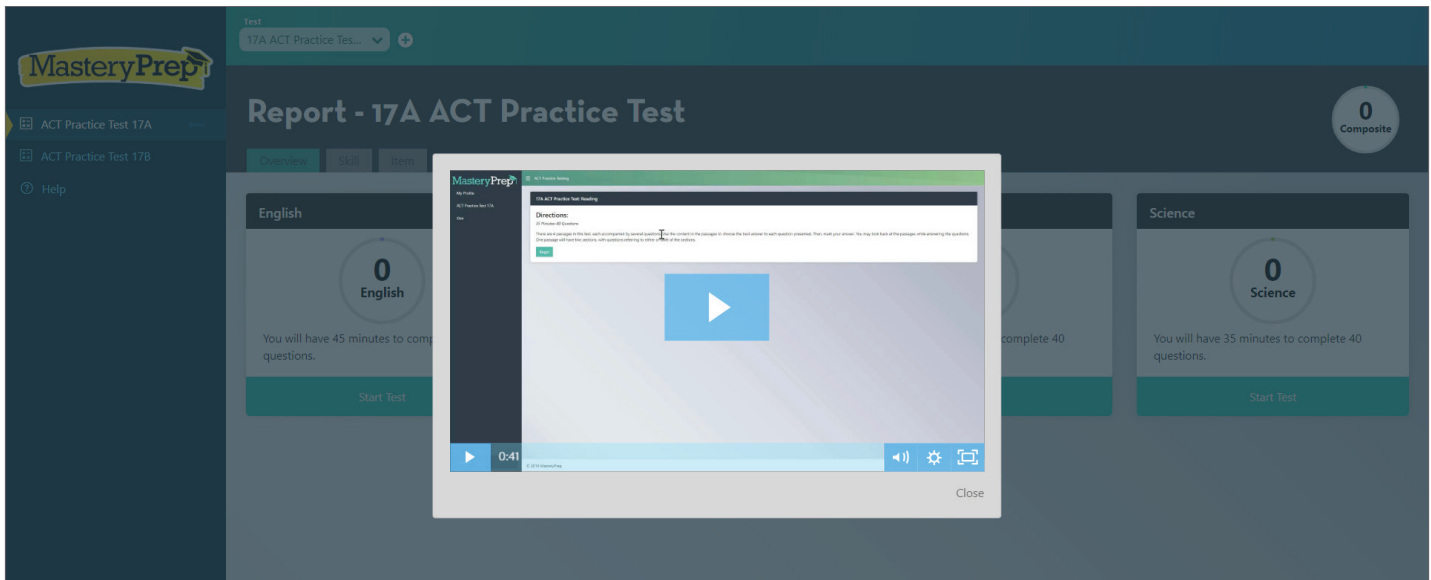
- Once logged in, you will immediately see your profile. Here, you can correct the spelling of your name and reset your password if desired. On the left hand side of the screen, you can view the available tests.



The image shows the "My Profile" page in the MasteryPrep system. On the left is a dark blue sidebar with the MasteryPrep logo and navigation links: "ACT Practice Test 17A", "ACT Practice Test 17B", and "Help". The main content area has a teal header and a white box titled "My Profile". Inside this box, it says "Hello, Test! View and edit your user profile below." and lists user details: "Name: Test Student", "Username:", "Email: teststudent@test.com", "Last Login:", and "Account Created: 3/28/2020". At the bottom of the box are two buttons: a teal "Edit" button and a dark grey "Change Password" button.

Student: Taking the Test

- On the menu bar on the left hand side of the screen, click **“ACT Practice Test 17A.”** This will bring you to the testing home screen. Please take a moment to watch the video.



From here, you can take the ACT Practice Test one section at a time. Unless told otherwise by your teacher, each test is timed. The number of questions as well as time limit is noted in each section.

Subject	Time	Number of Questions
English	45 min	75
Math	60 min	60
Reading	35 min	40
Science	35 min	40

- Once you click **“Start Test”** under each section, you will be directed to the section’s instructions.
- After you read the directions, click **“begin.”** Once you click **“begin,”** the test will start immediately.

The screenshot shows the MasteryPrep interface for the 'Report - 17A ACT Practice Test'. The page is divided into a sidebar on the left and a main content area. The sidebar contains the MasteryPrep logo and navigation links for 'ACT Practice Test 17A', 'ACT Practice Test 17B', and 'Help'. The main content area has a header with the title 'Report - 17A ACT Practice Test' and a 'Composite' score of 0. Below the header, there are four subject sections: English, Math, Reading, and Science. Each section displays a score of 0 and a 'Start Test' button. The 'Start Test' buttons are highlighted with red boxes. The English section indicates 45 minutes to complete 75 questions. The Math section indicates 60 minutes to complete 60 questions. The Reading section indicates 35 minutes to complete 40 questions. The Science section indicates 35 minutes to complete 40 questions. The footer of the page shows the copyright '© 2020 MasteryPrep'.

Note:

Each subject test has a different set of instructions. It is important these directions are read carefully.

The time will be tracked in the top right hand corner.

Clicking **“Submit Test”** will end the testing session and grade your test.

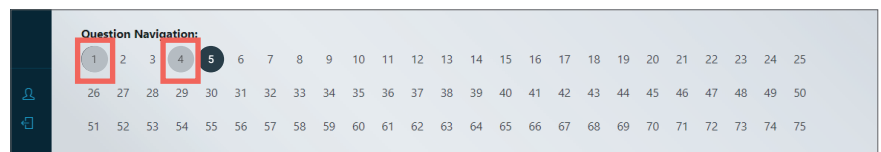
Your answer choice will be filled in once you select the letter corresponding to your choice.

You can scroll through questions using **“Next Question.”**


The screenshot shows the top navigation bar with 'Text Size', 'View Directions', a timer at '44:37', and a 'Submit Test' button. The main content area displays a reading passage titled 'Travelling Green' and a multiple-choice question labeled 'Question 1 of 75'. The question options are A (Demo answer A), B (Demo answer B), C (Demo answer C), and D (Demo answer D). A 'Next Question >' button is located to the right of the question. A 'Question Navigation' bar at the bottom shows a sequence of numbers from 1 to 75, with numbers 1, 4, and 5 circled to indicate different states of question completion.

- Use question navigation to jump to different questions.

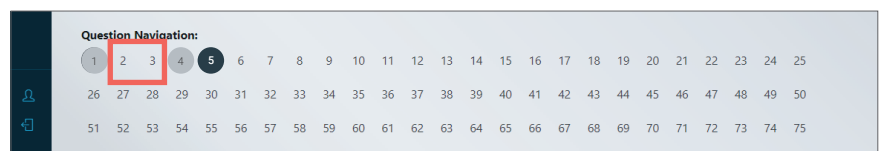
- If a number has a light grey circle around it, the question has been answered.



- If a number has a dark grey circle around it, you are on that question.



- If a number is not circled, you have either not selected an answer or skipped the question.



- You can always go back to questions that have been answered or skipped.

Student: Subject Test Directions

English Directions

45 Minutes–75 Questions

In the following five passages, portions of the passage are highlighted. On the right side or below the passage, you will find choices for alternatives to the underlined part. Unless otherwise indicated, select the choice that corrects the statement according to standard written English, provides a word choice that is the most consistent with the style and tone of the surrounding text, or most clearly expresses the idea presented. Choose **“NO CHANGE”** if the underlined portion is correct as is. Sometimes you will see a question above the answer choices that refers to the underlined part. In these cases, choose the best answer to the question.

Some questions will be about a section of the passage or the whole passage rather than only a portion of underlined words. These questions are identified by a number in a box.

For each question, click the corresponding circle for the correct answer on your answer sheet. Read the passage as you go along. Keep in mind that for many of the questions, you must read around the underlined portion to determine the answer. Be sure to read before and after the underlined portion before you select an answer choice.

You can use your mouse or keyboard to navigate the test. Use the down and up arrows to move between questions. Type the letter corresponding to an answer choice to select it.

Math Directions

60 Minutes–60 Questions

Once you have solved each problem, select your answer from the choices provided.

Your time is limited, so do not remain too long on any single question. Answer as many questions as you can. Return to the more difficult ones if you have extra time at the end of the test. You are not penalized for guessing.

You may use your calculator during the entire math portion of the test.

(Math directions cont.)

Note: Unless told otherwise, assume the following:

1. The word **line** refers to a straight line.
2. The word **average** refers to an arithmetic mean.
3. Geometric figures lie in a plane.
4. Figures illustrated in questions are NOT necessarily drawn to scale.

You can use your mouse or keyboard to navigate the test. Use the right and left arrows to move between questions. Type the letter corresponding to an answer choice to select it.

Reading Directions

35 Minutes–40 Questions

There are 4 passages in this test, each accompanied by several questions. Use the content in the passages to choose the best answer to each question presented. Then, mark your answer. You may look back at the passages while answering the questions. One passage will have two sections, with questions referring to either or both of the sections.

You can use your mouse or keyboard to navigate the test. Use the down and up arrows to move between questions. Type the letter corresponding to an answer choice to select it.

Science Directions

35 Minutes–40 Questions

There are 6 passages in this test, each accompanied by several questions. Use the data in the passage, charts, and figures to choose the best answer to each question presented. Then, mark your answer. You may look back at the passages while answering questions. You may **NOT** use a calculator on this portion of the test.

You can use your mouse or keyboard to navigate the test. Use the down and up arrows to move between questions. Type the letter corresponding to an answer choice to select it.

MasteryPrep 

7117 Florida Blvd.

Baton Rouge, LA 70806

“MasteryPrep stands out as a refreshingly data-driven force in an ocean of monotony. Other resources offer vague promises, but MasteryPrep delivers on promised results for our educators and students.”

Barry Lofton

*Executive Director of Undergraduate Admissions and Pre-College Programs
University of Central Oklahoma*



masteryprep.com
855-922-8773
info@masteryprep.com