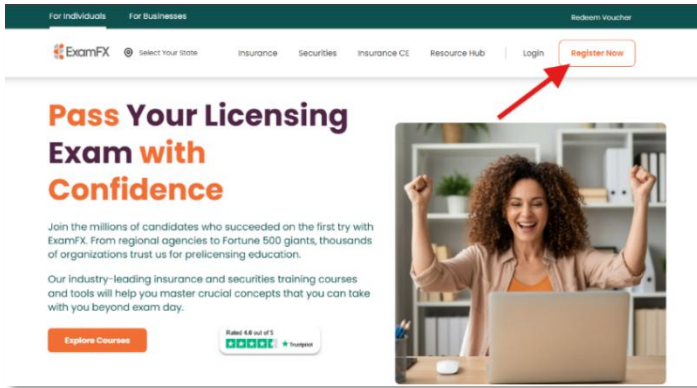


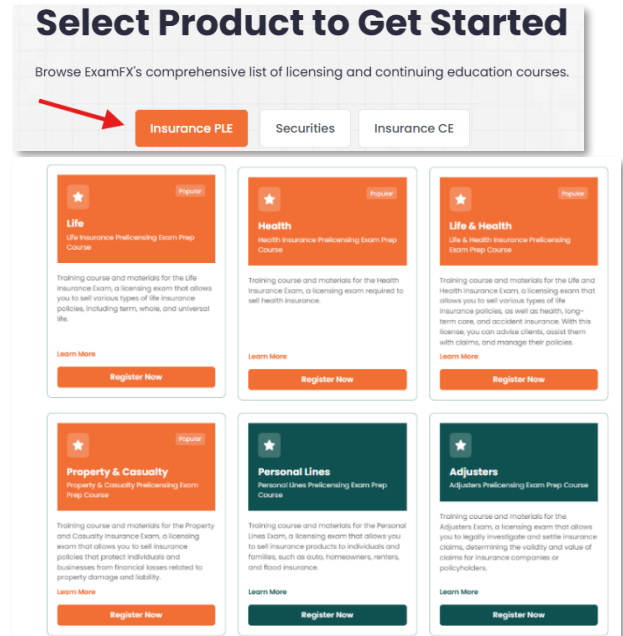
ExamFX Prelicensing Registration Steps

Go to: www.examfx.com

Click: **Register Now**

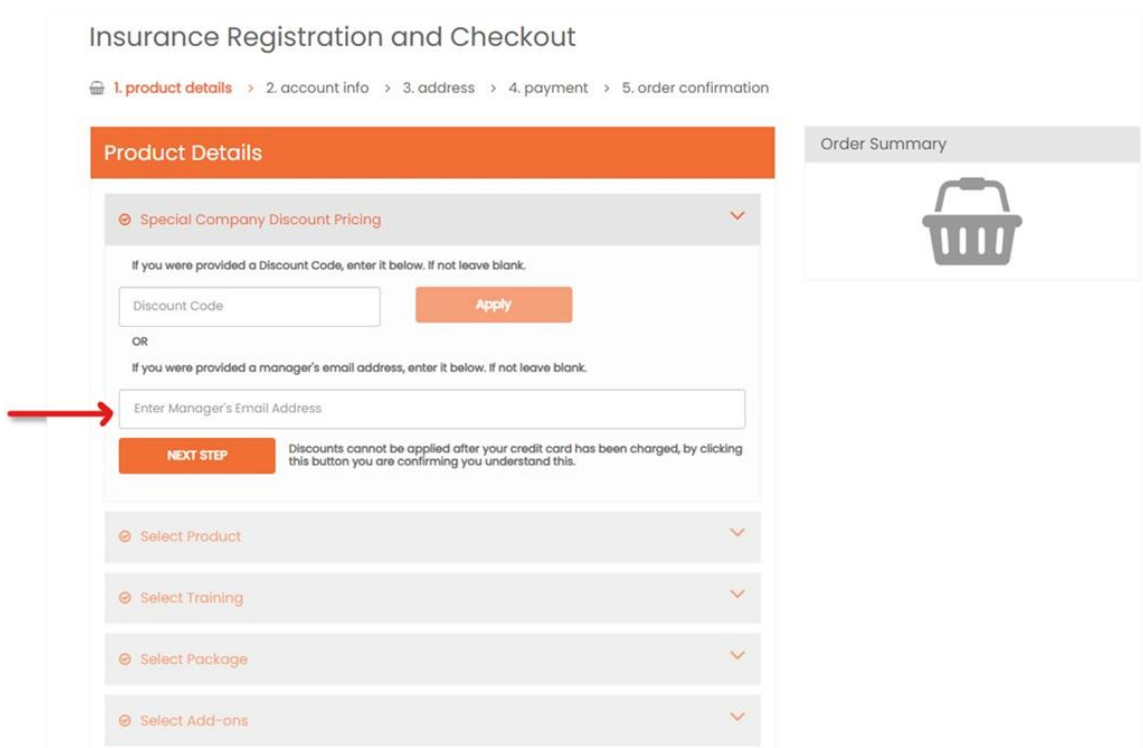


Select: **Insurance PLE**, Click **Register Now** again



Special Company Discount Pricing

Enter Manager Email Address: careers@usabg.com



Select: Insurance Prelicensing, Your State, & Line of Authority.

Choose between the **Video Study Package** or the **Live Online Study Package**.

- Live Online includes everything in the Video Study Package plus the ability to register for live virtual instructor-led sessions. By choosing this package, you also have access to previously recorded instructor-led sessions.

Pricing

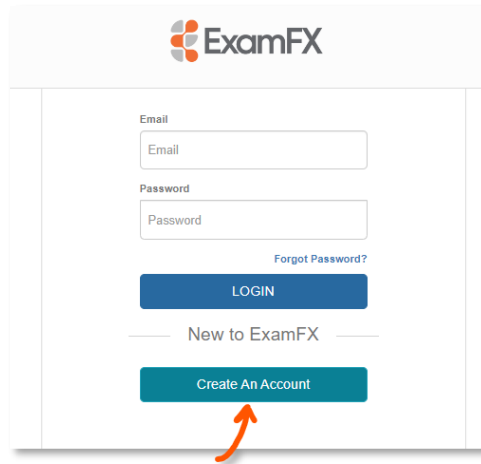
Live Online Study Package: \$74.99

Video Study Package: \$54.99

Select Add-ons (optional): Hard copy add-on products that you would like to ship to your residence. There will be a shipping fee at checkout.

Click Continue

On the next page, select Create An Account



Proceed with New User Registration

A screenshot of the ExamFX 'New User Registration' page. The ExamFX logo is at the top. The title 'New User Registration' is centered. Below the title is a legend: '* = Required'. There are five input fields, each with a red asterisk on its right side: 'Legal First Name', 'Legal Last Name', 'Email', 'Password', and 'Confirm Password'. A 'NOTE' is located between the 'Email' and 'Password' fields, stating: 'Passwords must be a minimum of 8 characters in length and include these minimum requirements: • 1 uppercase letter • 1 lowercase letter • 1 symbol or special character • 1 number'.