Free TON Palantir Contest
Submission

Website URL:
https://freeton.bar/

@Bulbash666
Wallet
0:0b90838c9104a7e2b938e3a538f12e4314eff8926d72e09799f4aaef4fbcb9a0

SUMMARY

This document contains the major technical issues concerning the development of **freeton.bar** site. The Web site was designed and developed for Palantir (Social Media Dashboard) contest held by Free TON Analytics & Support Sub-governance.

OBJECTIVES

The main goal was to develop a Social Media Dashboard for analytics of social networks, chats, traffic, and content engagement of Free TON platforms.
Social media gives projects an unprecedented opportunity to understand the audience, create better content, keep track of competitors and improve their own strategy.

DASHBOARD REQUIREMENTS

1. Collecting analytics by the number of subscribers, likes, shares, and retweets from Free TON social networks and chats. 21
2. Easy to add new social media or platform
3. Online Dashboard Reports (ODR): real-time, daily, weekly, monthly, quarterly, annually
4. Periods comparison (1st week/month vs 2nd week/month, etc)
5. Possibility to download data in PDF format (graphics and metrics)
6. Free TON mentions in the media field (Google alerts)
7. Visualization map (Best platform, more users engagement)

CROSS-BROWSER

Multi-browser tests were run successfully: Firefox, Internet Explorer, Safari and Chrome. Regarding security, the whole website has been properly crawled and all charts and widgets have been checked.

MOBILE VERSION:

A specific version of the website for mobile devices was created so users can view the content in full size, whatever the size of their screens is.

DATA PARSING:

All the data represented on **freeton.bar** website: number of followers in groups, channels, pages, communities as well as number of posts, likes, shares and so on is being parsed twice a day. Thus the information in tables, charts and Google Tables is being updated twice a day as well. The administrator can configure the frequency of data parsing if needed.

Note: For the jurors' convenience we will describe everything you can find on any page from the top to the bottom.

PAGES

The Homepage

At the homepage there is a table displaying the table with information on all social networks. The columns contain the number of participants in groups and channels for intervals of **1 day, 1 week, 1 month and 6 months.**

With the help of this table, each person will be able to assess the dynamics of the project development over time. As the statistical information accumulates, longer time intervals will be added to this table, such as a year, one and a half, two years.

Screenshot 1

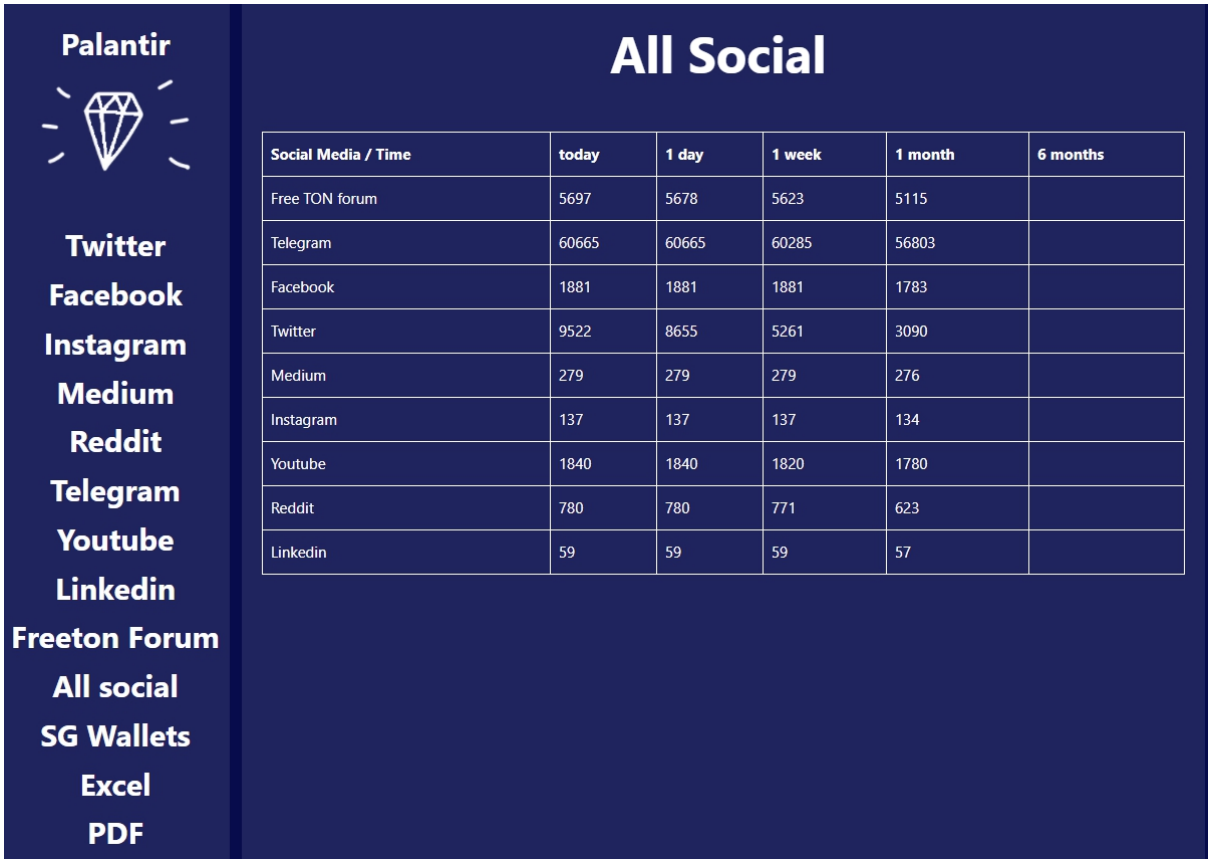

Social Media / Time	today	1 day	1 week	1 month	6 months
Free TON forum	5697	5678	5623	5115	
Telegram	60665	60665	60285	56803	
Facebook	1881	1881	1881	1783	
Twitter	9522	8655	5261	3090	
Medium	279	279	279	276	
Instagram	137	137	137	134	
Youtube	1840	1840	1820	1780	
Reddit	780	780	771	623	
Linkedin	59	59	59	57	

The sidebar is represented on every page of the website. It contains the site's name, the logo and the sidebar menu. Each menu item represents different social media.

Twitter

Screenshot 2

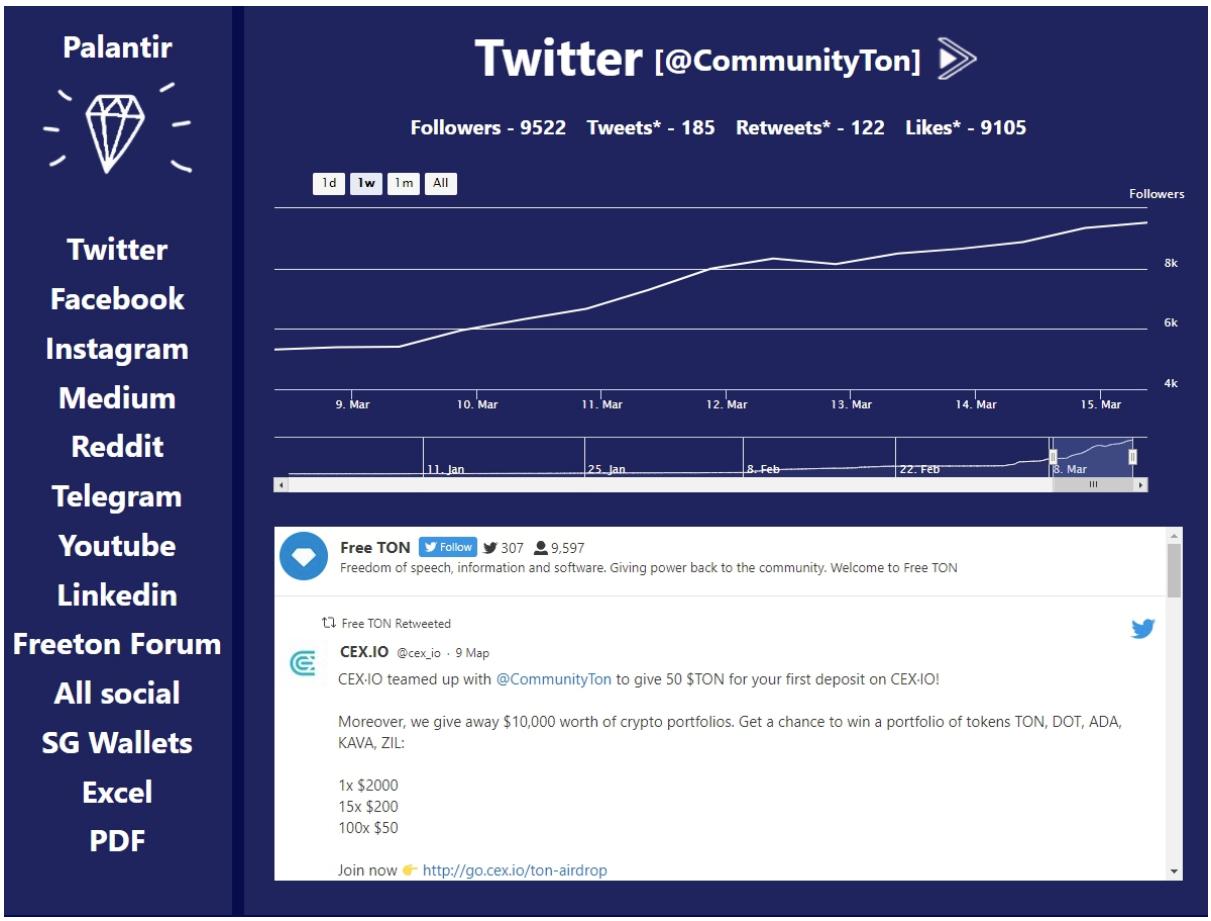

The page contains:

1) Name
2) Twitter handler (active, having clicked on it Free TON official twitter account page will open in a separate browser tab)
3) The number of followers, tweets, reposts and likes
4) A convenient panel with buttons that allows users to view the charts with the dynamics of the number of subscribers for 1 day, 1 week, 1 month and 6 months.
5) The chart that displays the number of followers according to the above selected time range.
6) the widget with the latest tweets of the Free TON official twitter account page.

Facebook

Screenshot 3

The page contains:

1)Name

2) Facebook Group name (active, having clicked on it Free TON official Facebook account page will open in a separate browser tab)

3) The number of followers, reposts and likes.

4) A convenient panel with buttons that allows users to view the charts with the dynamics of the number of subscribers for 1 day, 1 week, 1 month and 6 months.

5) The chart that displays the number of followers according to the above selected time range.

6) The widget with the latest posts of the Free TON official Facebook community.

Instagram

Screenshot 4

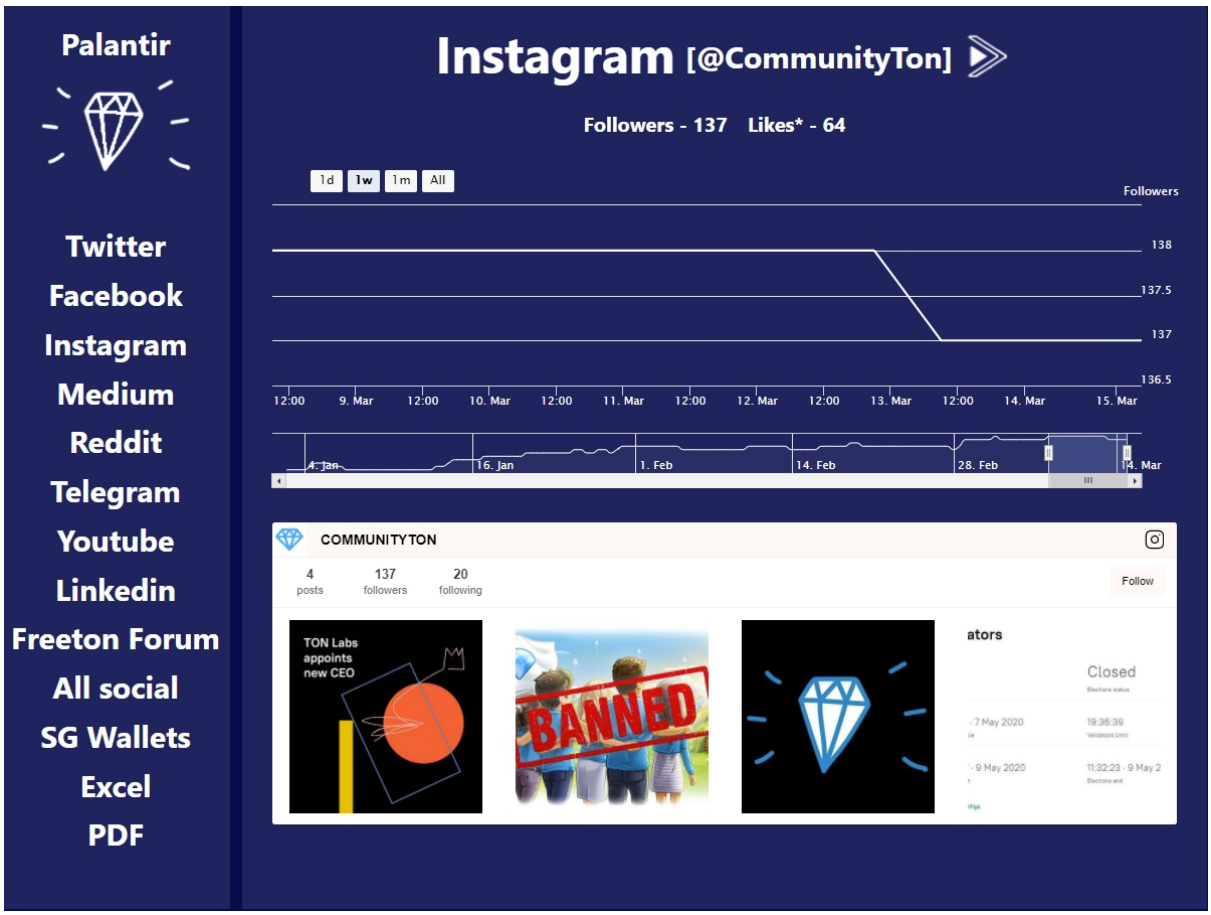

The page contains:

1) Name
2) Instagram handler (active, having clicked on it Free TON official Instagram account page will open in a separate browser tab)
3) The number of followers and likes.
4) A convenient panel with buttons that allows users to view the charts with the dynamics of the number of subscribers for 1 day, 1 week, 1 month and 6 months.
5) The chart that displays the number of followers according to the above selected time range.
6) The widget with the latest posts of the Free TON official Instagram page.

Medium

Screenshot 5

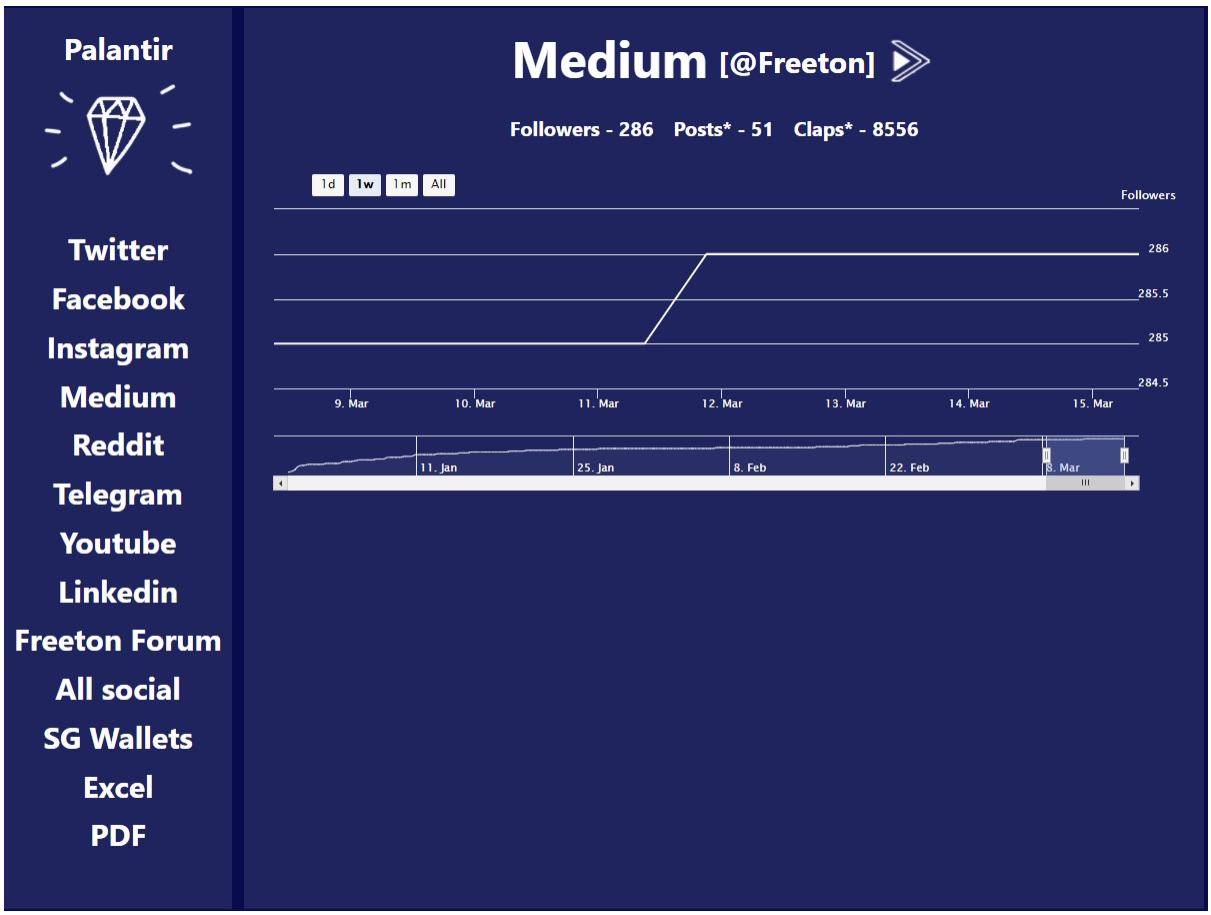

1) Name

2) Medium account name (active, having clicked on it Free TON official Medium account page will open in a separate browser tab)

3)The number of followers, posts and claps.

4) A convenient panel with buttons that allows users to view the charts with the dynamics of the number of subscribers for 1 day, 1 week, 1 month and 6 months.

5) The chart that displays the number of followers according to the above selected time range.

Reddit

Screenshot 6

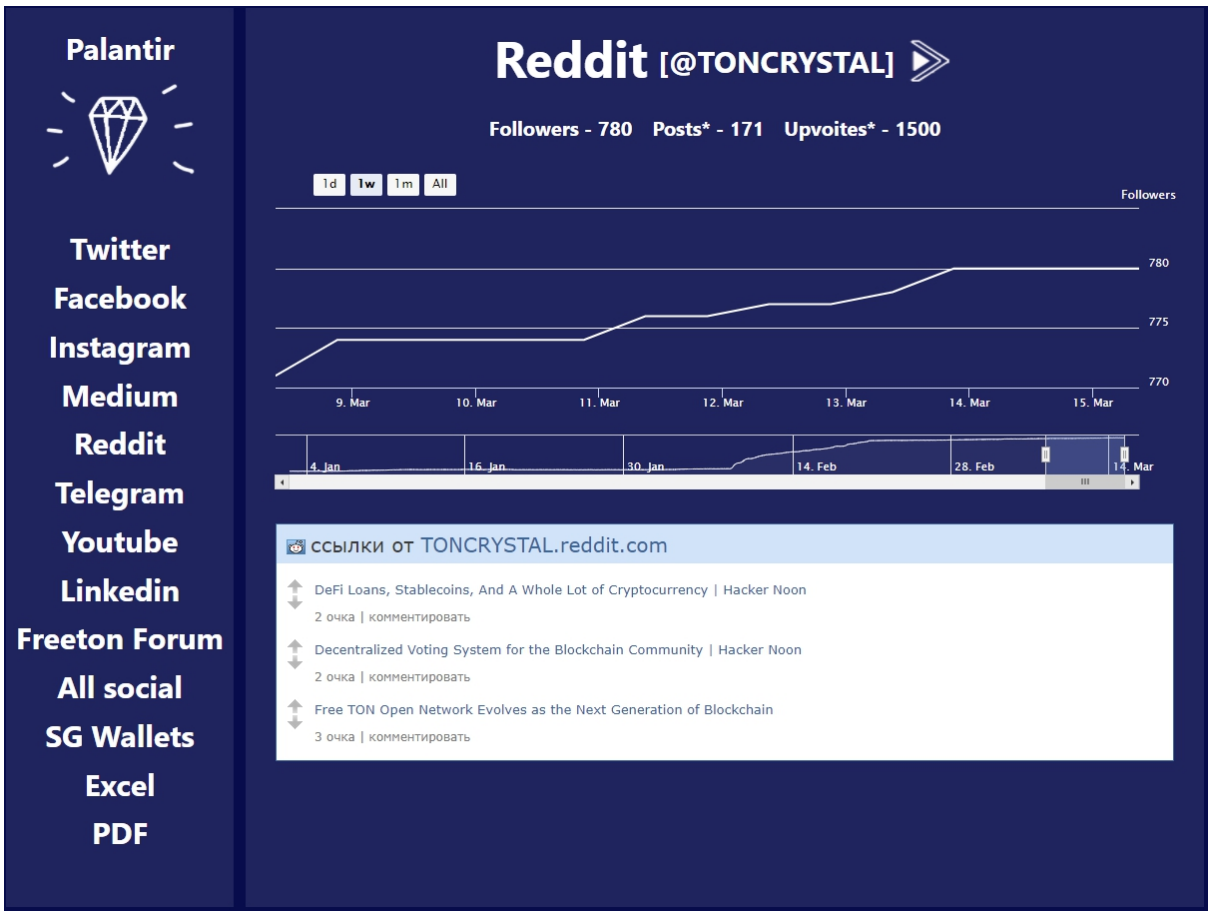

1) Name

2) Reddit community name (active, having clicked on it Free TON official Reddit community page will open in a separate browser tab)

3) The number of followers, posts and upvotes.

4) A convenient panel with buttons that allows users to view the charts with the dynamics of the number of followers for 1 day, 1 week, 1 month and 6 months.

5) The chart that displays the number of followers according to the above selected time range.

6) The widget with the latest posts of the Free TON official Reddit community.

Telegram

Screenshot 7

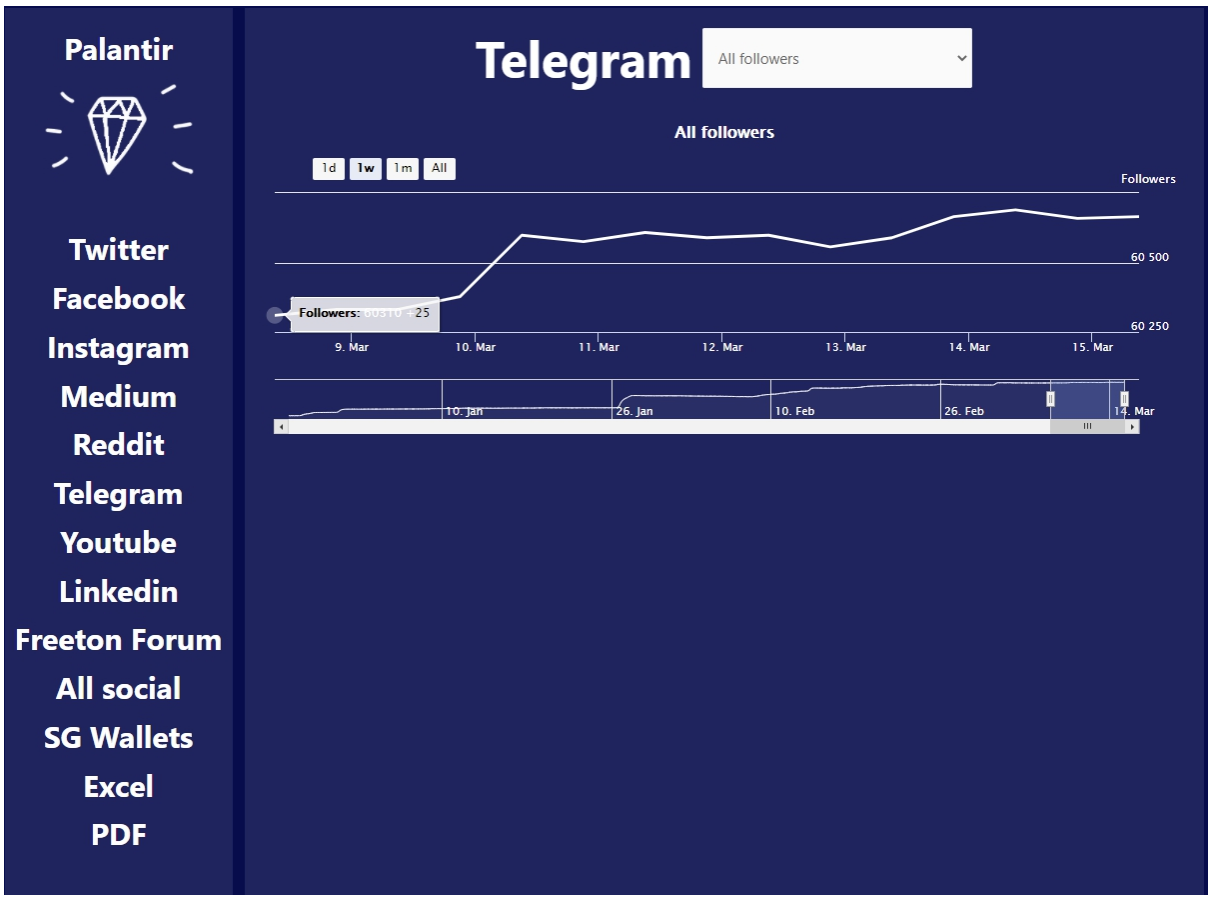

1) Name

2) The dropdown menu containing all the existing global and local telegram groups and channels. The total amount of followers is shown by default. A user can choose any group or channel from the dropdown menu and see the detailed statistics of the chosen channel separately. See the entire list of groups and channels below

3) The number of followers

4) A convenient panel with buttons that allows users to view the charts with the dynamics of the number of followers for 1 day, 1 week, 1 month and 6 months.

5) The chart that displays the number of followers according to the above selected time range.

Screenshot 8

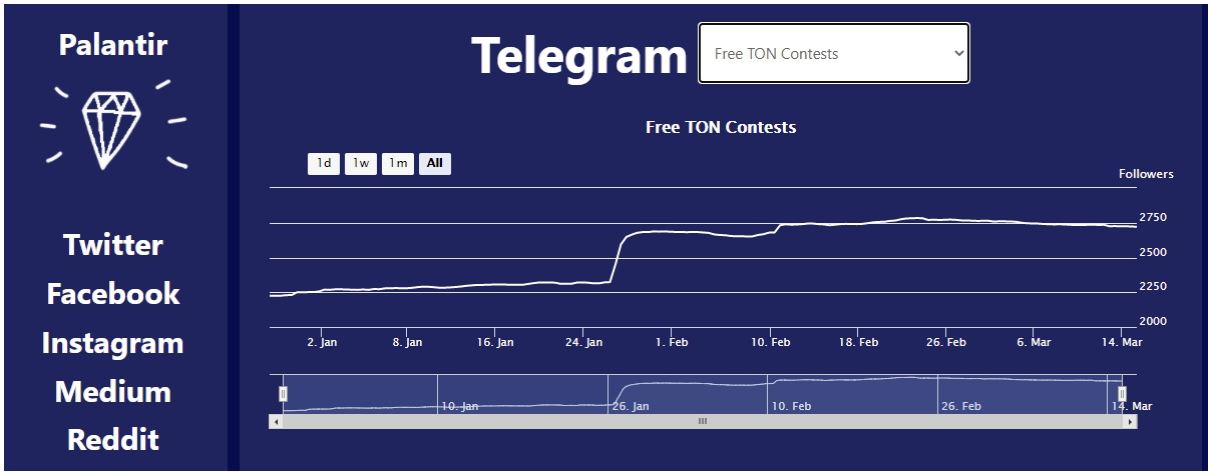

On the **screenshot number 8** we can see the chart representing the amount of followers in **Free TON Contests** Telegram group (all time).

Screenshot 9

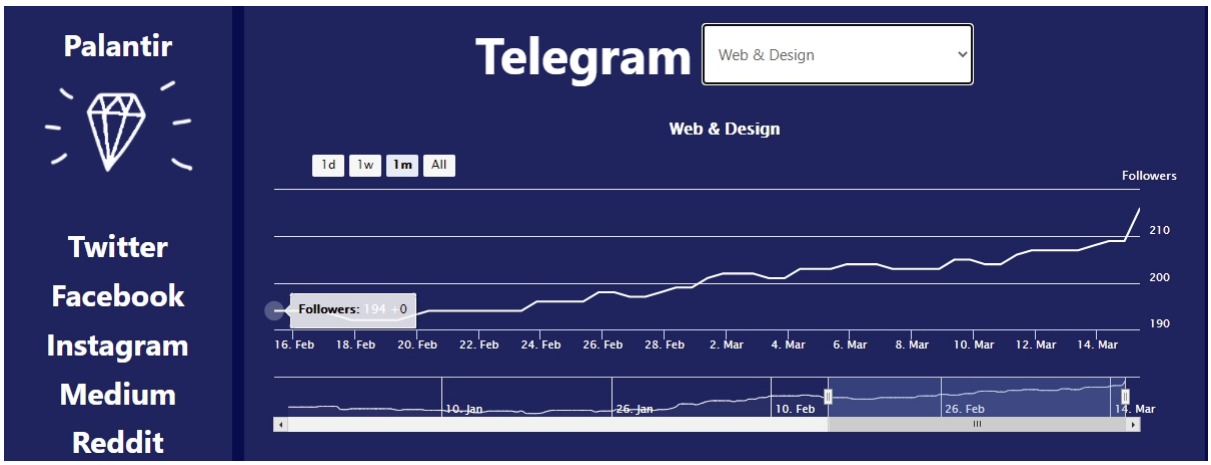

The Screenshot number 9 shows the chart representing the amount of followers in Free TON Web & Design Telegram group for the previous month (Feb 16 - Mar 15).

Screenshot 10

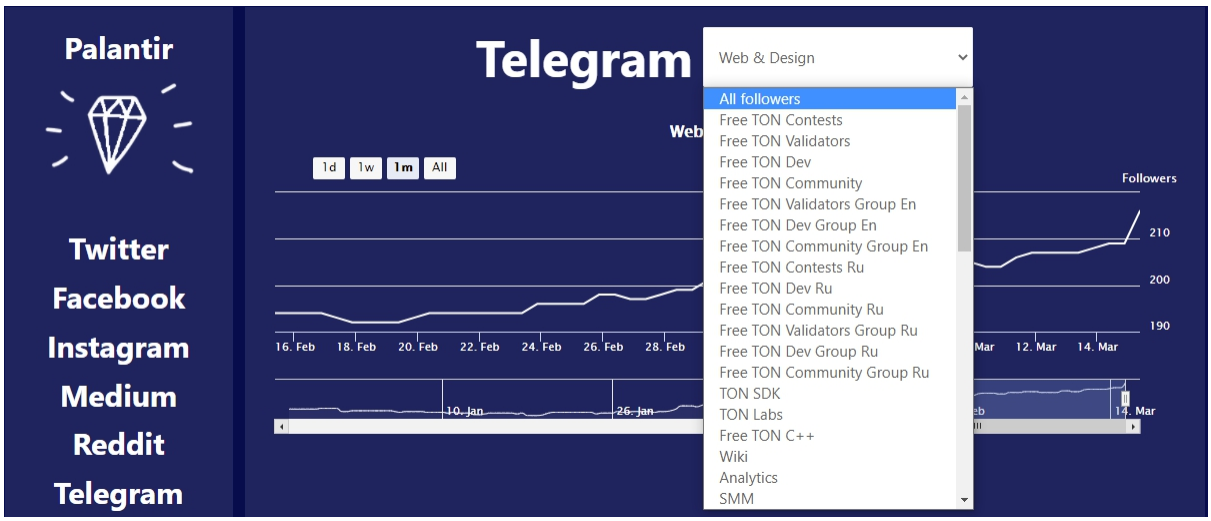

The Screenshot number 10 shows the dropdown menu with the selection of Free TON Telegram Groups and Channels. A user can scroll down through the list and choose a channel or a group he is interested in.

The list of all the available Free TON Telegram Groups and Channels

1. Free TON Contests
2. Free TON Validators
3. Free TON Dev
4. Free TON Community
5. Free TON Validators Group En
6. Free TON Dev Group En
7. Free TON Community Group En
8. Free TON Contests Ru
9. Free TON Dev Ru
10. Free TON Community Ru
11. Free TON Validators Group Ru
12. Free TON Dev Group Ru
13. Free TON Community Group Ru
14. TON SDK
15. TON Labs
16. Free TON C++
17. Free TON Contests
18. Free TON Validators
19. Free TON Dev
20. Free TON Community
21. Free TON Validators Group En
22. Free TON Dev Group En
23. Free TON Community Group En
24. Free TON Contests Ru
25. Free TON Dev Ru
26. Free TON Community Ru
27. Free TON Validators Group Ru
28. Free TON Dev Group Ru
29. Free TON Community Group Ru

30.TON SDK
31.TON Labs
32.Free TON C++
33.GRAM & TON FRANCE
34.TON Es
35.GRAM & TON FRANCE
36.*TON* 中文社区
37.톤코리아
38.Free Ton - Comunity Italiana
39.Free Ton Türkiye
40.Free TON Africa
41.Free TON Ukraine
42.Free TON Canada
43.https://t.me/freeton_india
44.Free TON - ASEAN
45.Comunidade TON gratuita - Brazil
46.انجمن ارز دیجیتال | Iran Free TON
47.Free TON Malta Community
48.Free TON Deutsche Gemeinschaft
49.Free TON Singapore
50.Free TON Israel Community
51.Free TON Belarus
52.Free Ton Estonia
53.Free TON Ecuador Community
54.مجتمع TON مجاني
55.Free TON Greek Community
56.Free TON Latvijas Komūna

Youtube

Screenshot 11

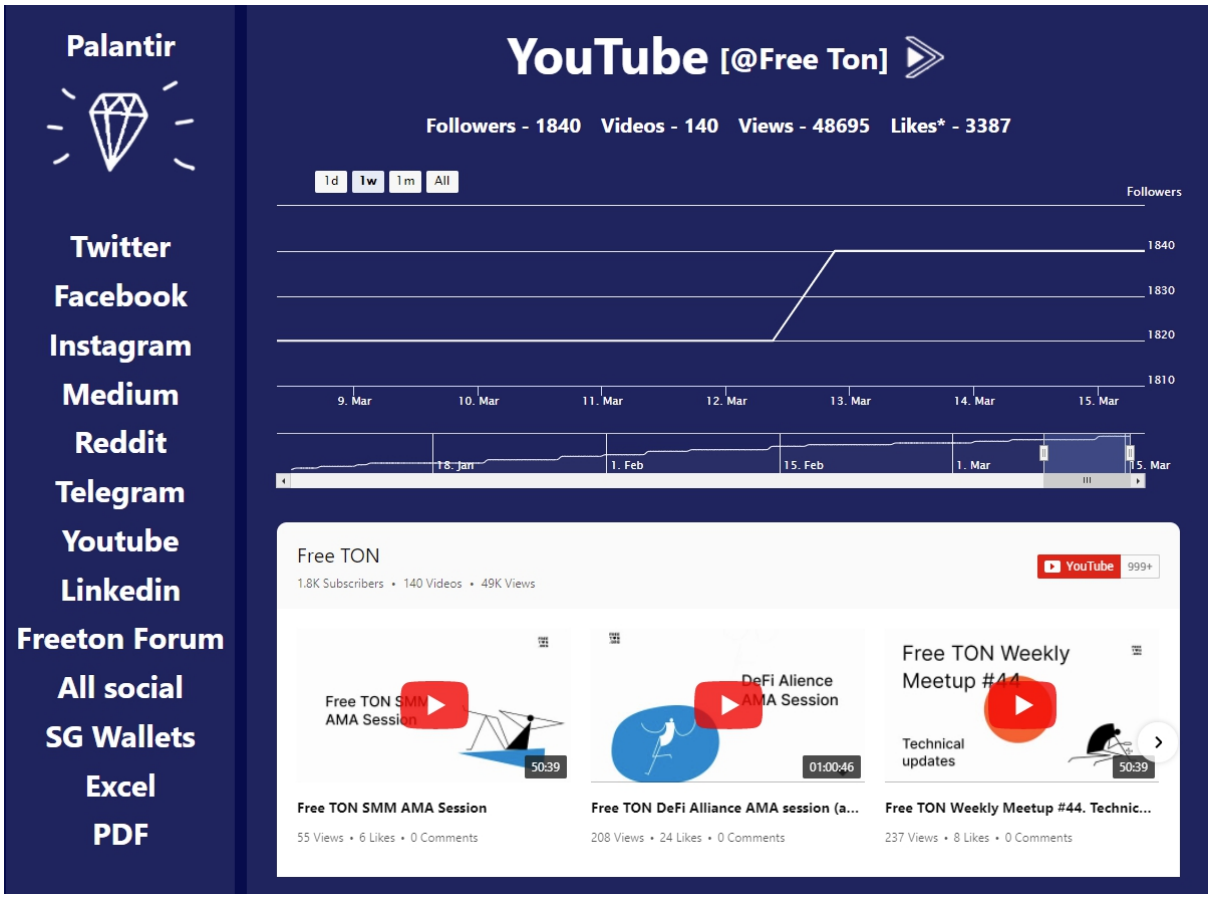

1) Name

2) Youtube channel name (active, having clicked on it Free TON official Youtube channel page will open in a separate browser tab)

3) The number of followers, videos, views and likes

4) A convenient panel with buttons that allows users to view the charts with the dynamics of the number of followers for 1 day, 1 week, 1 month and 6 months.

5) The chart that displays the number of followers according to the above selected time range.

6) The widget with the latest videos of the Free TON official Youtube channel. Any user can watch the latest videos right from the Palantir youtube page as shown on the **Screenshot 12 below.**

Screenshot12

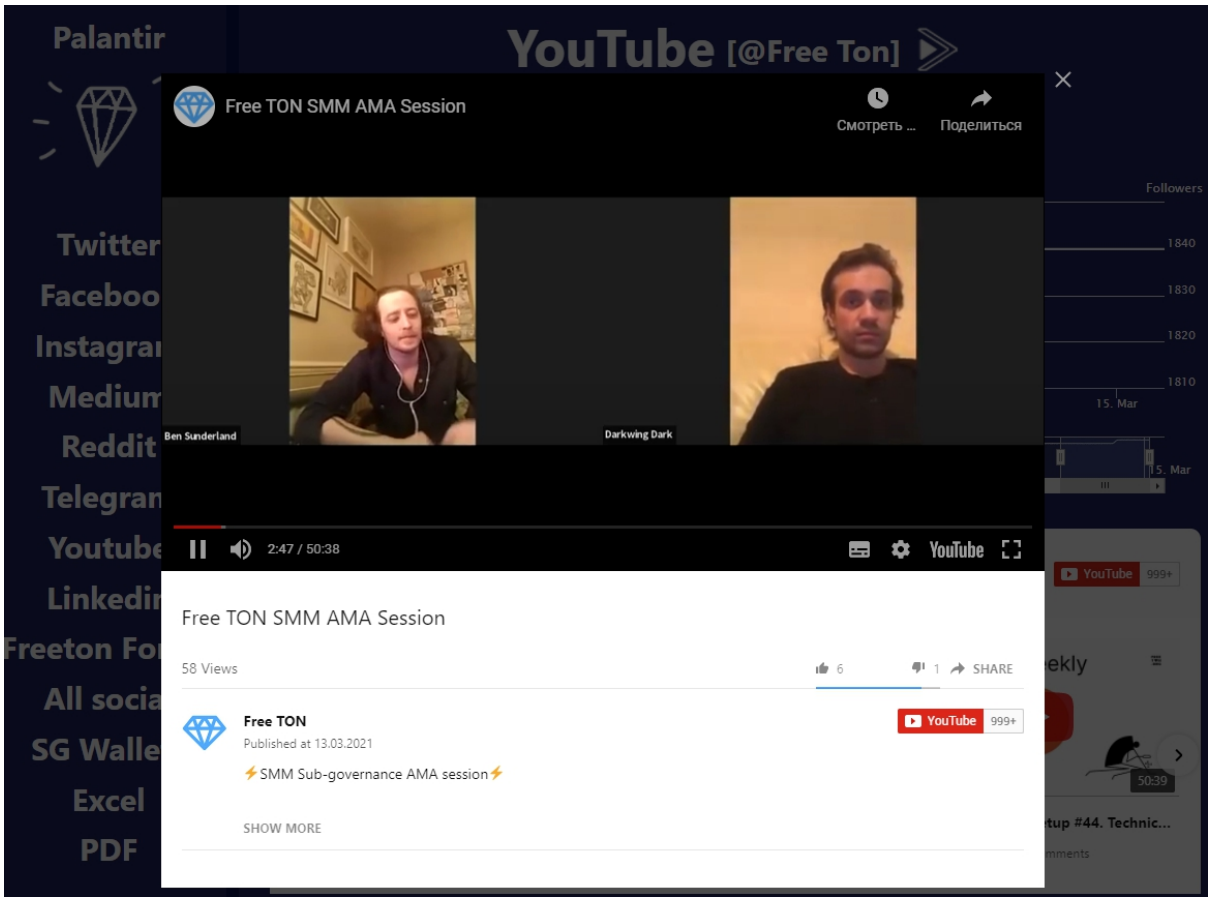

The Screenshot 13 shows that any user can subscribe to **Free TON** official Youtube channel **from Palantir Youtube page** once authorized to his Google account in the browser.

Screenshot 13

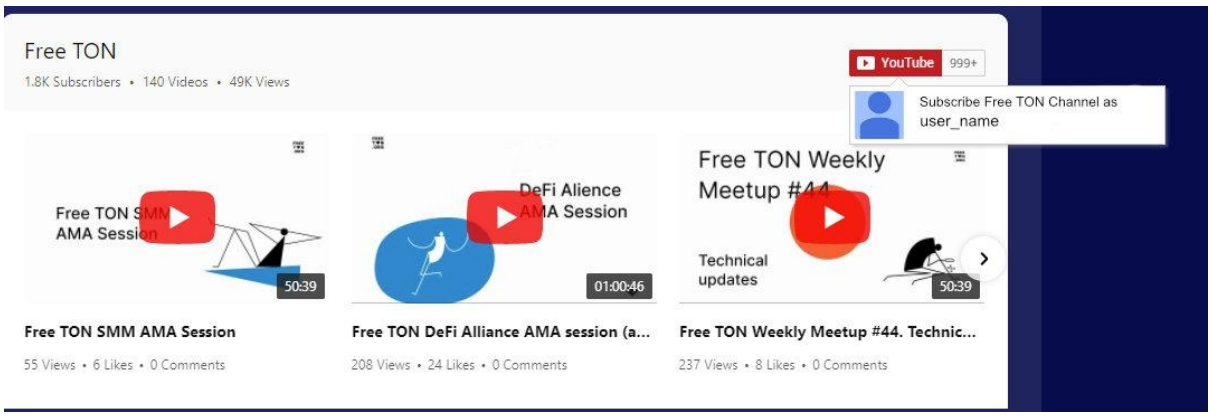

LinkedIn

Screenshot 14

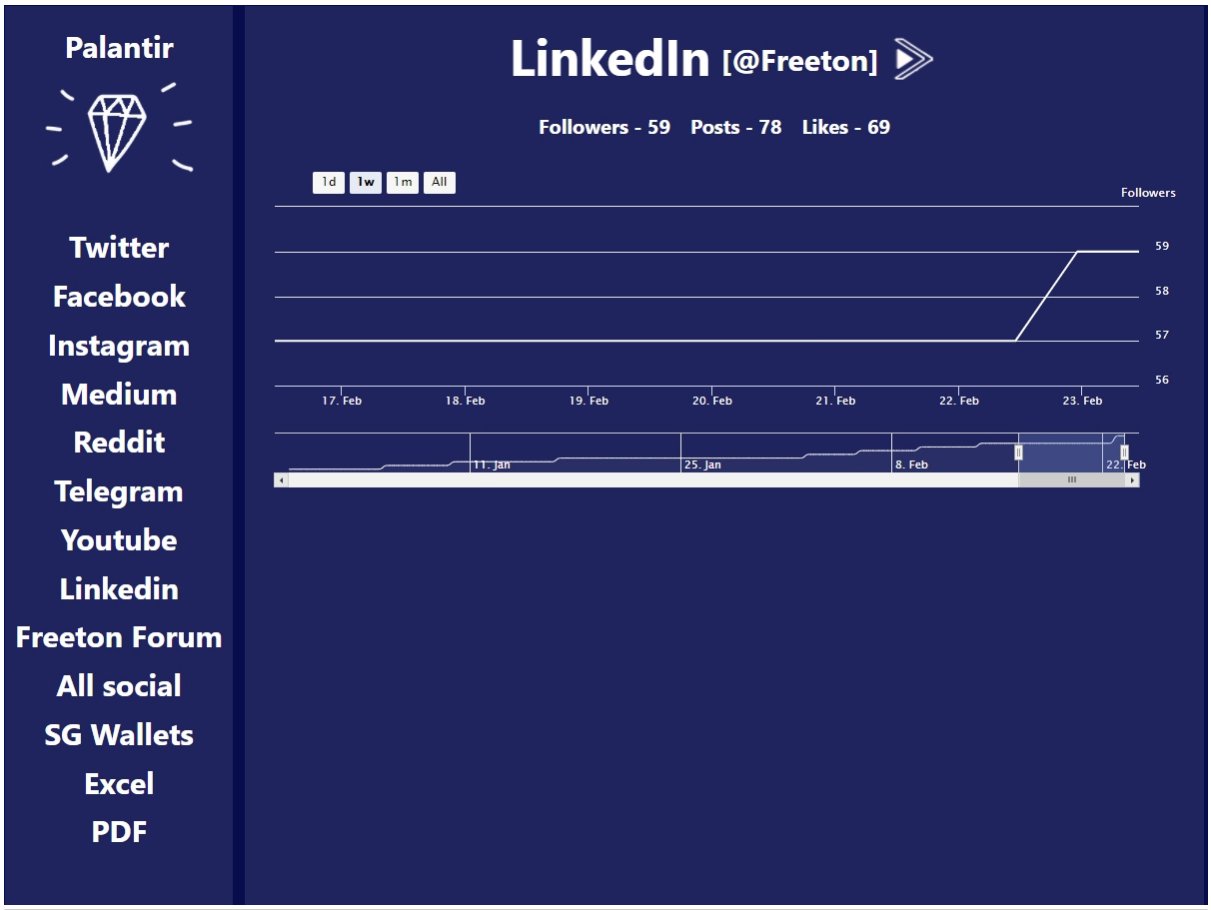

1) Name

2) LinkedIn community name (active, having clicked on it Free TON official LinkedIn community page will open in a separate browser tab)

3) The number of followers, posts, reposts and likes

4) A convenient panel with buttons that allows users to view the charts with the dynamics of the number of followers for 1 day, 1 week, 1 month and 6 months.

5) The chart that displays the number of followers according to the above selected time range.

Free TON Forum

Screenshot 15

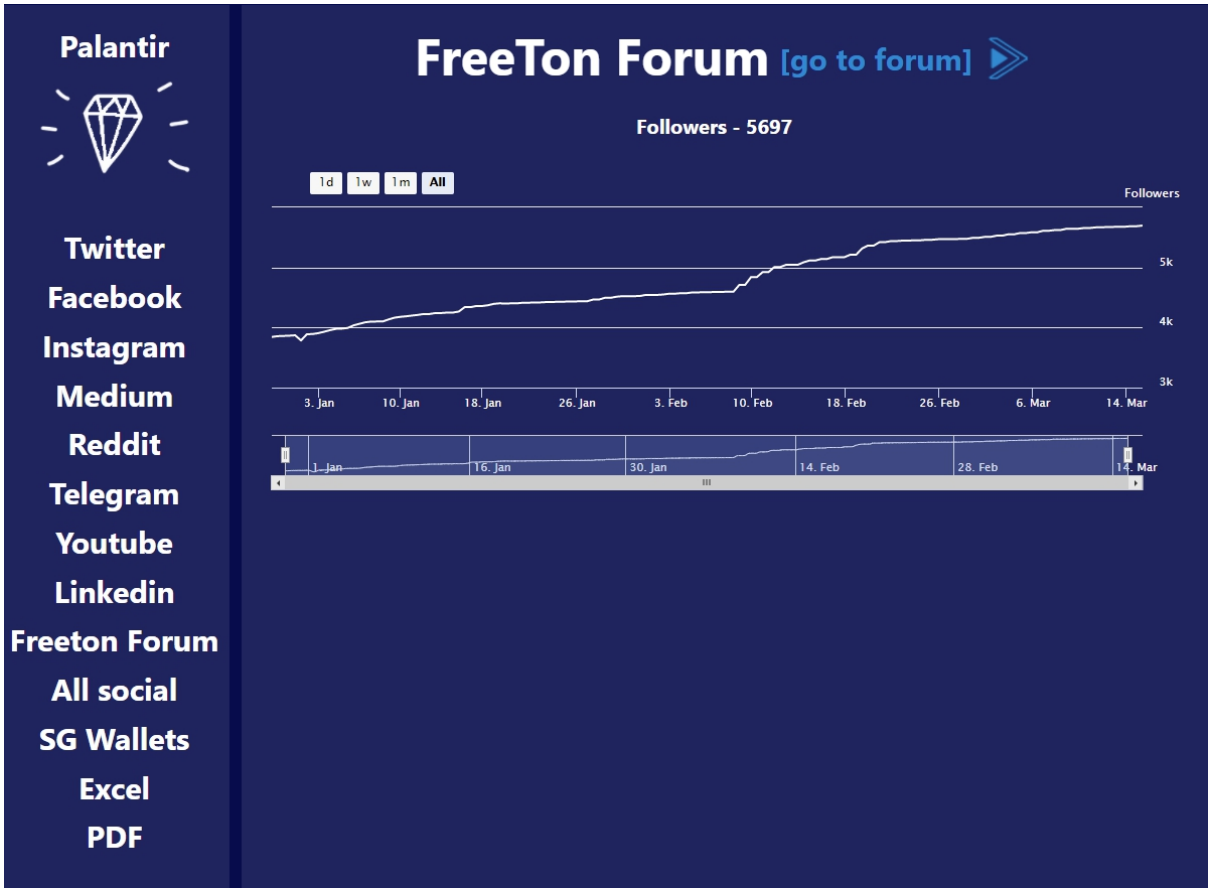

1) Name

2) Active forum link, having clicked on it Free TON official Forum homepage will open in a separate browser tab)

3) The number of users.

4) A convenient panel with buttons that allows users to view the charts with the dynamics of the number of users for 1 day, 1 week, 1 month and 6 months.

5) The chart that displays the number of users according to the above selected time range.

note: the sign "" after "Posts ``, "Likes `` and "Shares `` in the line displaying statistical information about social media means that the precise data can only be parsed after the site's administrator is given the Admin access to free TON Social Media accounts.*

SG Wallets

Screenshot 16

Sub governance name	Balanse (Ton)	Link
Korea Governance	0	View on ton.live
Chinese sub governance	100000.170980221	View on ton.live
DGO Sub-governance	3160670.076370363	View on ton.live
DevOps SubGovernance	620346.283637105	View on ton.live
Analytics & Support Sub-Governance	389329.451885082	View on ton.live
African Sub Governance	9.944105999	View on ton.live
Influencers Sub-Governance	90010.734220949	View on ton.live
Global Community Sub-Governance	2.694050442	View on ton.live
Esports Subgovernance 2.0	90001.371889185	View on ton.live
SMM Sub Governance 2.0	12003.333439226	View on ton.live
DeFi Subgovernance	4969886.261229791	View on ton.live
Academy Sub-governance	200000.686030414	View on ton.live

1) Name

2) The chart showing the list of all Free TON SubGovernances, the current TON Crystal balance in every SubGovernance's multi signature wallet and the link to the wallet on TON.Live.

Screenshot 17

Chinese sub governance	100000.170980221	View on ton.live

The Screenshot 17 shows that Chinese SubGovernance multisig wallet has **100000.170980221** Crystals on balance. Having clicked on the active link a user will have the wallet's page opened in a separate browser tab.

The Screenshot 18 shows that the actual multisig wallet balance of the Chinese SubGovernance is identical to that in our Palantir chart.

Screenshot 18

Адрес hex

0:d13a648d3f3d1d7d037385eed7c0a394ba15c7d052c74c462d9787f9f6bc2fbf

Адреса base64 / base64url

Статус	Активный
Создатель	0:2bb4a0e ... 9e1efbb13
Баланс	100 000,170 980 221
Тип	SafeMultisig 24h

Excel

Screenshot 18

Freeton table for Freeton.bar

Файл Правка Вид Вставка Формат Данные Инструменты Дополнения Справка

100% Только просмотр

K9

	A	B	C	D	E	F	G	H
1	Updated		Social Media / Time	today	1 day	1 week	1 month	6 months
2	2021-03-15 18:1		Free TON Forum	5697	5687	5623	5115	
3			Telegram	60665	60689	60310	56777	
4			Facebook	1917	1916	1908	1779	
5			Twitter	9522	8879	5319	3133	
6			Medium	286	286	285	276	
7			Instagram	137	137	138	134	
8			Youtube	1840	1840	1820	1780	
9			Reddit	780	780	771	626	
10			Linkedin	59	59	59	57	
11								
12								
13				General				
14	channel	En	Free TON Contests	2721	2725	2739	2732	
15	channel	En	Free TON Validators	3288	3296	3292	3301	
16	channel	En	Free TON Dev	1052	1052	1051	1039	
17	channel	En	Free TON Community	8506	8516	8662	8908	
18	group	En	Free TON Validators Group En	690	691	683	649	
19	group	En	Free TON Dev Group En	967	968	978	1009	
20	group	En	Free TON Community Group En	6969	6985	7027	6836	
21	channel	Ru	Free TON Contests Ru	924	927	925	914	
22	channel	Ru	Free TON Dev Ru	2125	2125	2050	1949	
23	channel	Ru	Free TON Community Ru	6147	6145	6154	6309	
24	group	Ru	Free TON Validators Group Ru	861	860	835	834	
25	group	Ru	Free TON Dev Group Ru	1581	1579	1576	1591	
26	group	Ru	Free TON Community Group Ru	4156	4175	4126	2572	
27	group	Ru	TON SDK	256	254	244	208	
28	channel	Ru	TON Labs	734	732	728	718	
29	group	En/Ru	Free TON C++	70	71	68	69	
30								
31				Subgovernances				
32	group	En	Wiki	114	113	112	110	
33	group	En/Ru	Analytics	184	184	189	185	
34	group	En	SMM	132	131	133	128	
35	group	En	DevEx	172	171	171	171	
36	group	En	Defi	274	273	269	241	

Having clicked on this menu item, a user will be redirected to the Google Table containing all the statistical information about followers in all the Free TON Facebook, Twitter, Medium, Instagram, Youtube, Reddit and Linkedin communities and groups.

For all the represented Free TON Telegram groups and channels (pages 11 and 12 of this report) there are special functionality features that can count total followers number in all the groups and channels separately. Also, all the users in

groups and channels are divided into 3 groups: English-speaking, Russian-speaking and Other (Screenshot 19).

Screenshot 19

Total last month		Channels	25497
		Groups	35168
		ENG	8626
		RU	6668
		Other	10675

PDF

When a user clicks on a PDF menu item, a pdf file containing all the charts is being generated. It opens immediately in a new browser tab. The Screenshots number 20, 21 and 22 show the charts with different social media followers statistics.

Screenshot 20

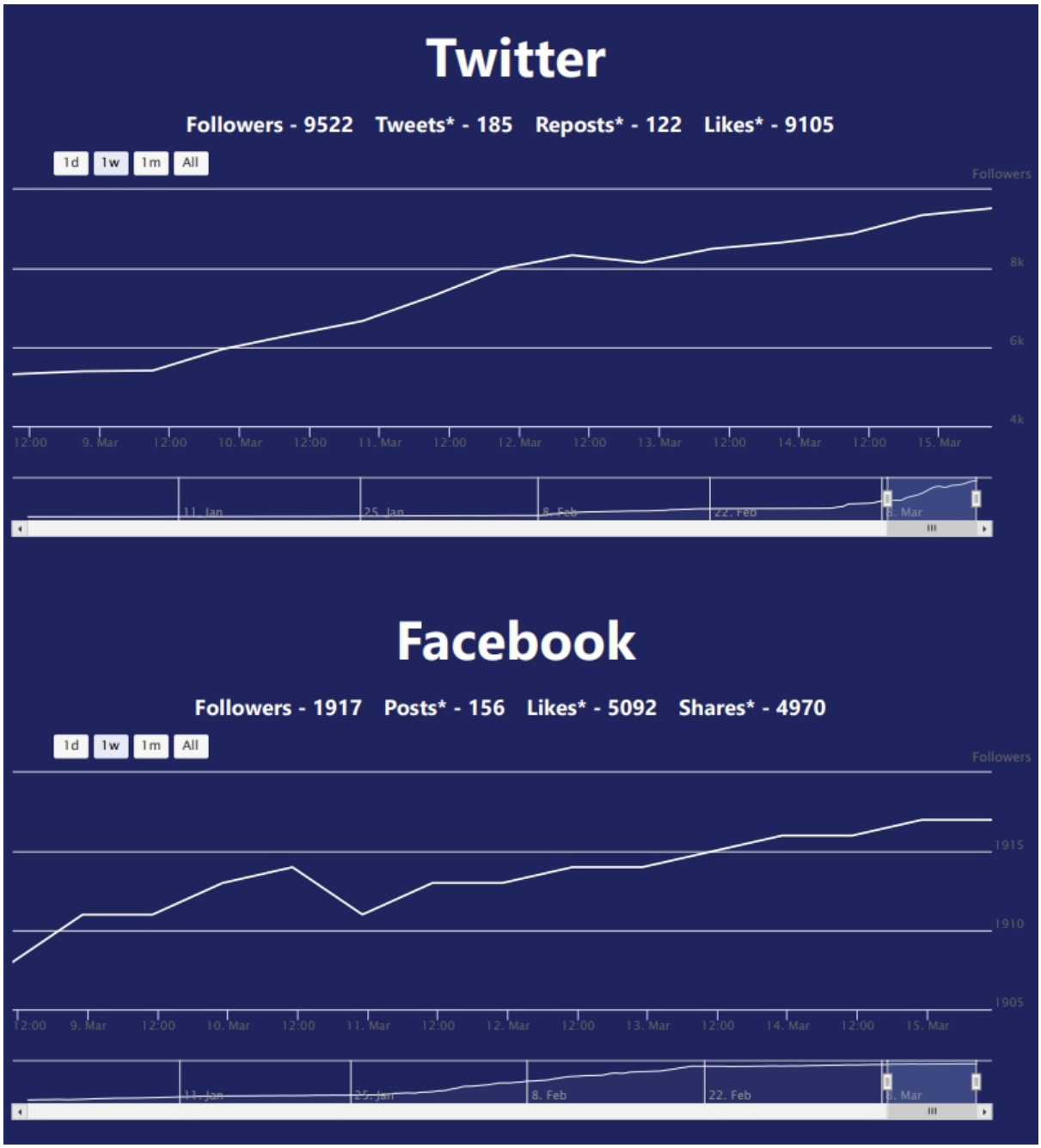

Screenshot 21

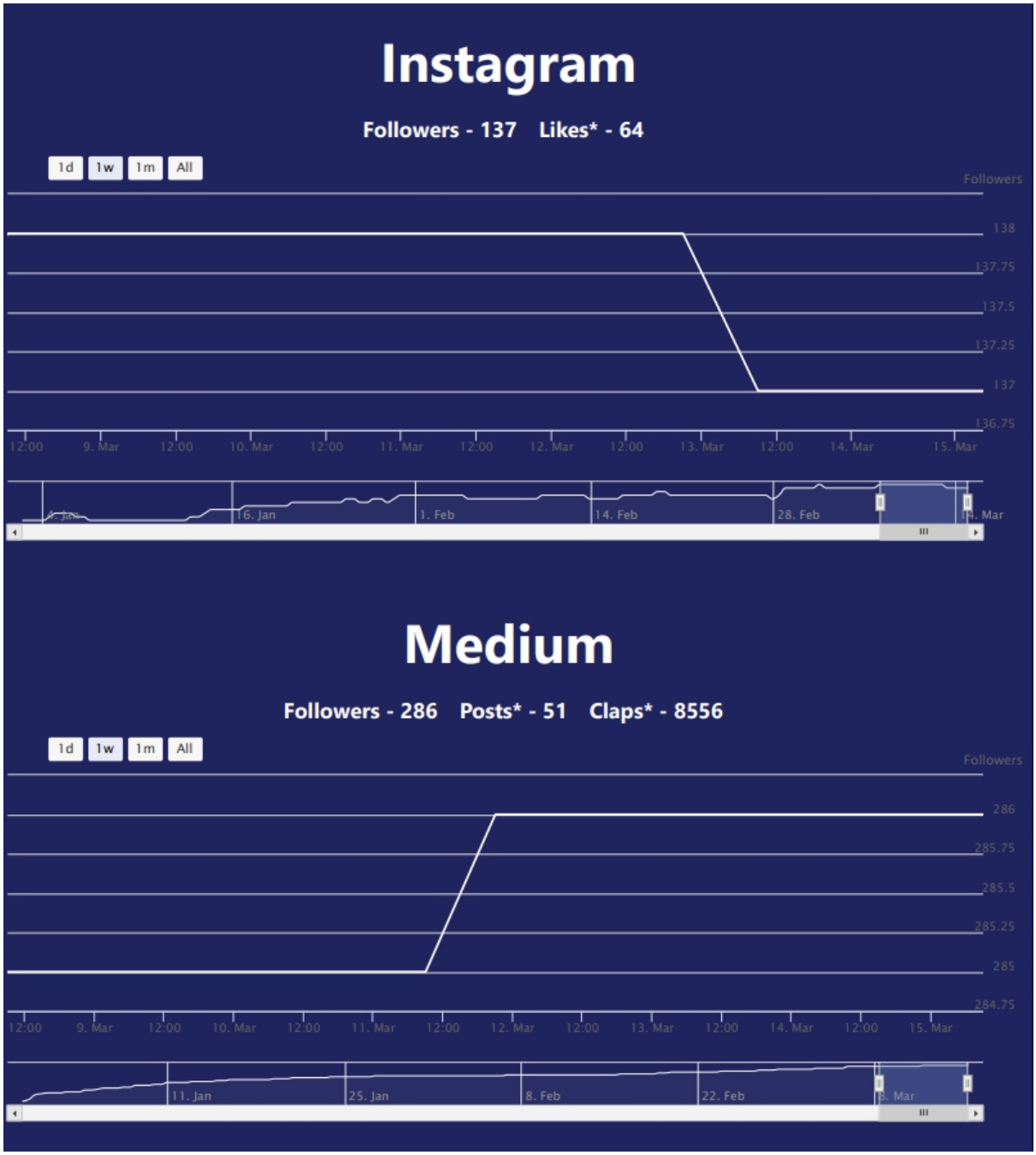
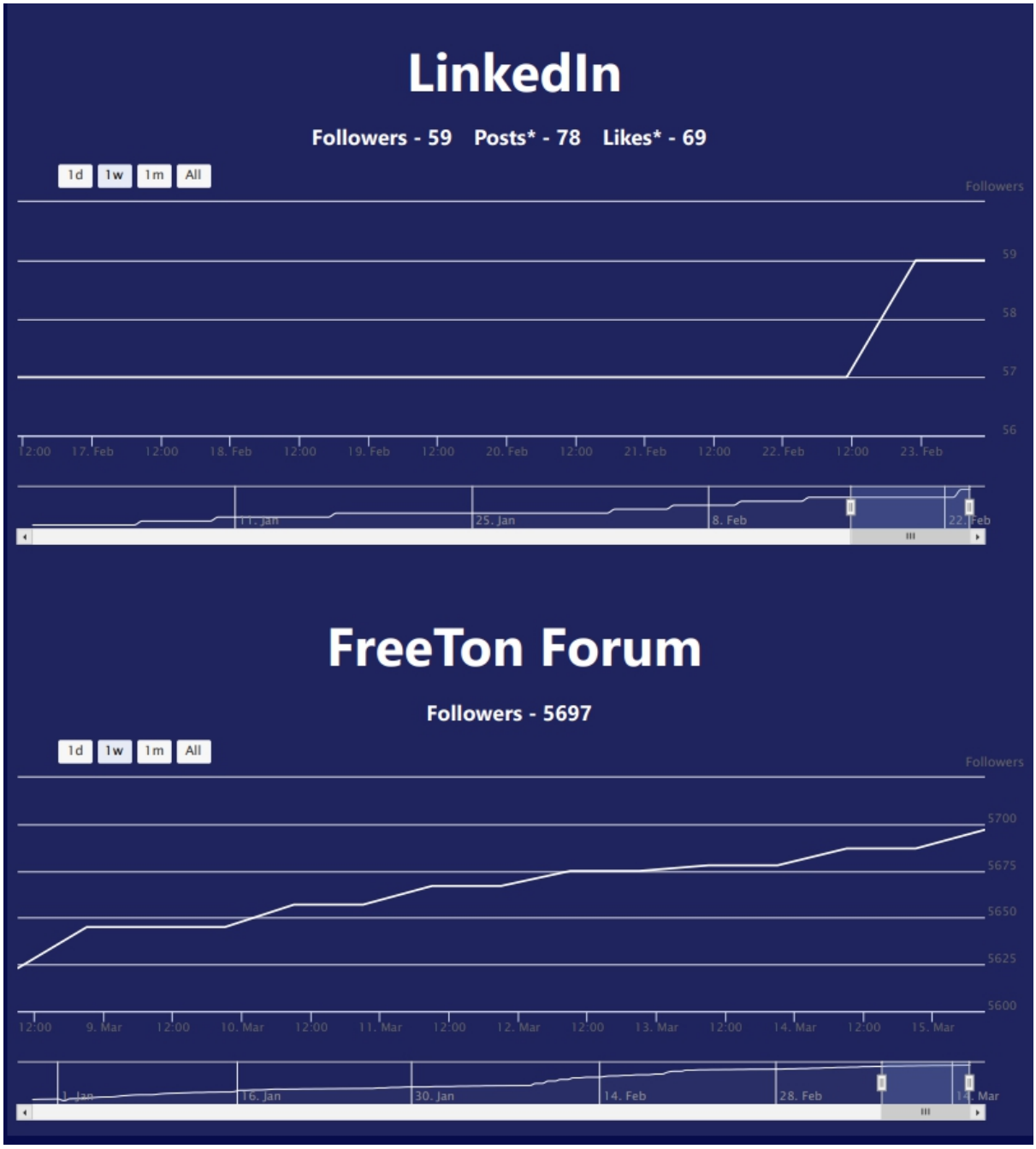
Screenshot 22