DASHBOARD

JURY EFFICIENCY FREE TON

GO TO DASHBOARD

click here

@Knyazev_Platon

HI EVERYONE!

These where hectic 2 weeks :) It would normally take 2-3 months to perform the analytics that I am going to present to you. But we have mobilized all the available resources, worked around the clock and did the impossible!

We have built and interactive dashboard on Power BI with use of the most advanced technologies of data modelling and visualization.

To be more precise, it is not a single dashboard, but a series of dashboards.

In future it is possible to add new pages depending on the individual scopes and tasks.

I hope that you will appreciate our work, as many people have worked on this project day and night.

S H E E T 1

INDICATORS

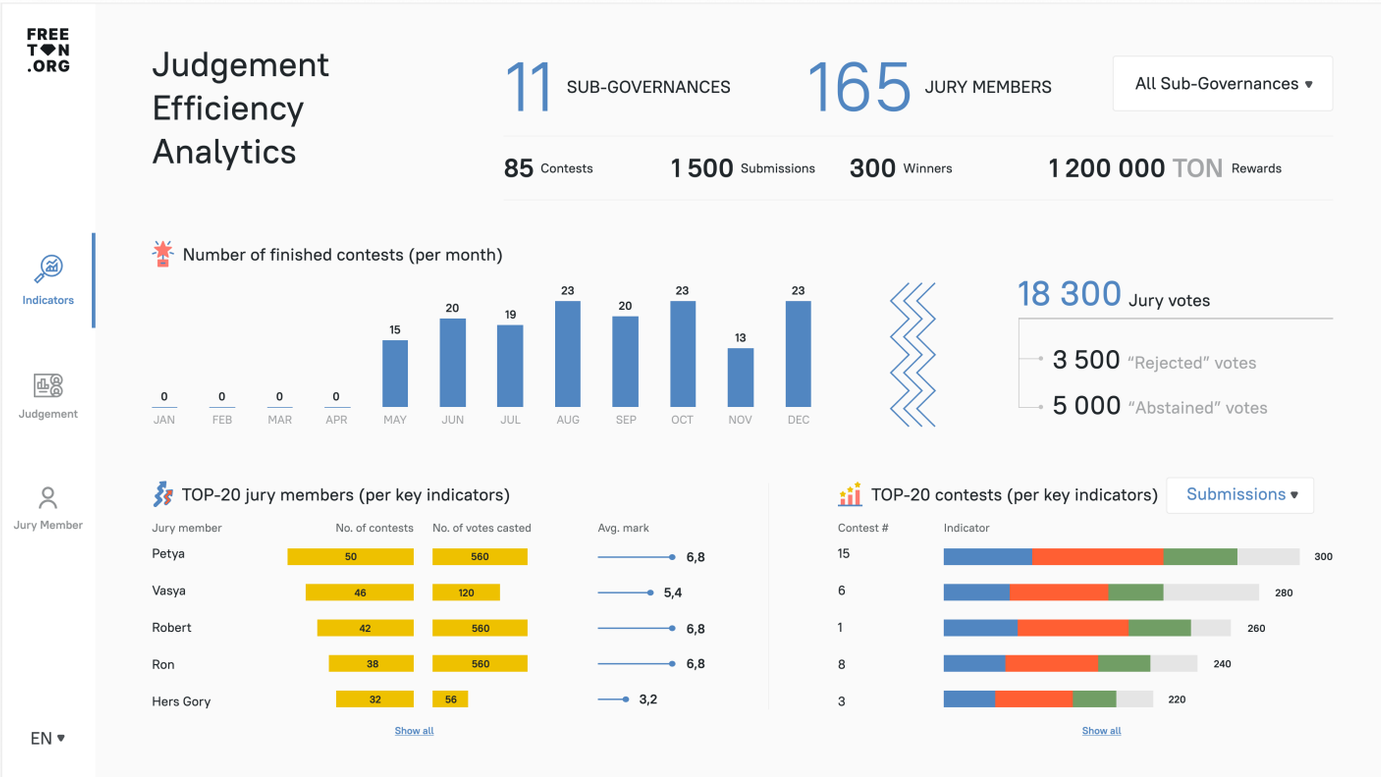

The first sheet contains summarized indicators of all the jury members from all sub-governances

The number of sub-governances and the number of jury members. Also, the number of contests, contest proposals, winners and rewards.

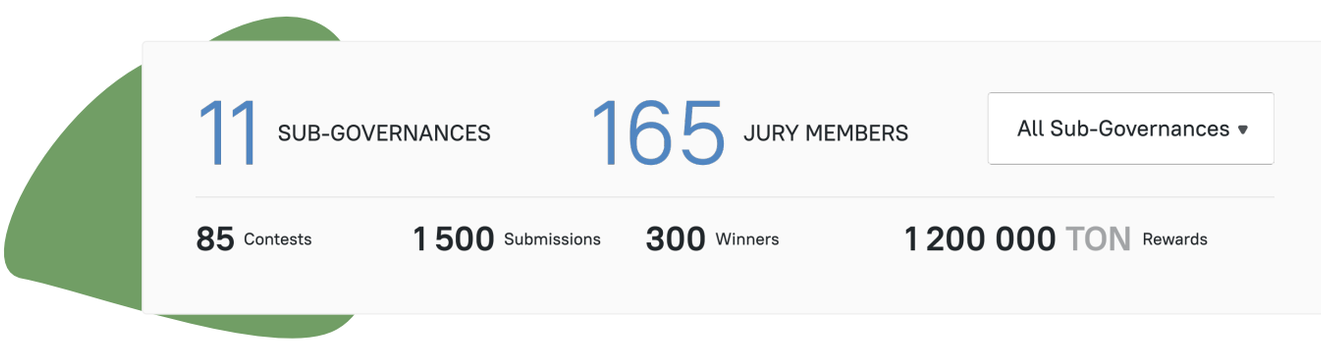

Below that section we can see the "TOP" visualization where we can compare the jury members based on 3 key indicators:

01 number of casted votes

02 number of rated contest submissions

03 average marking level

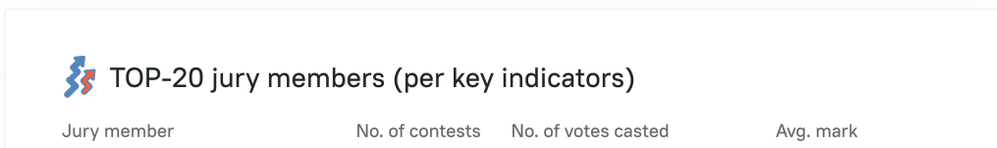

On the lower right side, we see the “TOP” visualization per contest.

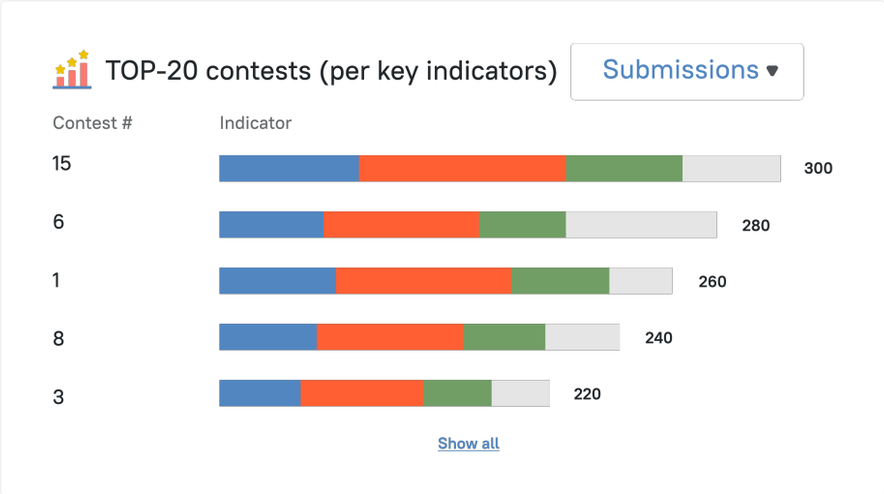

Now, the most interesting bit

On the top right there is an option to choose the sub-governance. When choosing one of them all the KPI’s and visualizations are being re-built and re-calculated according to the chosen sub-governance’s source data.

11 SUB-GOVERNANCES **165** JURY MEMBERS

85 Contests **1 500** Submissions **300** Winners

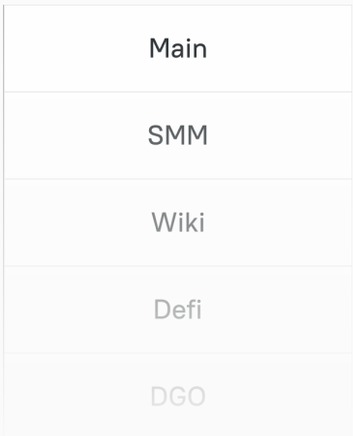

JUDGEMENT

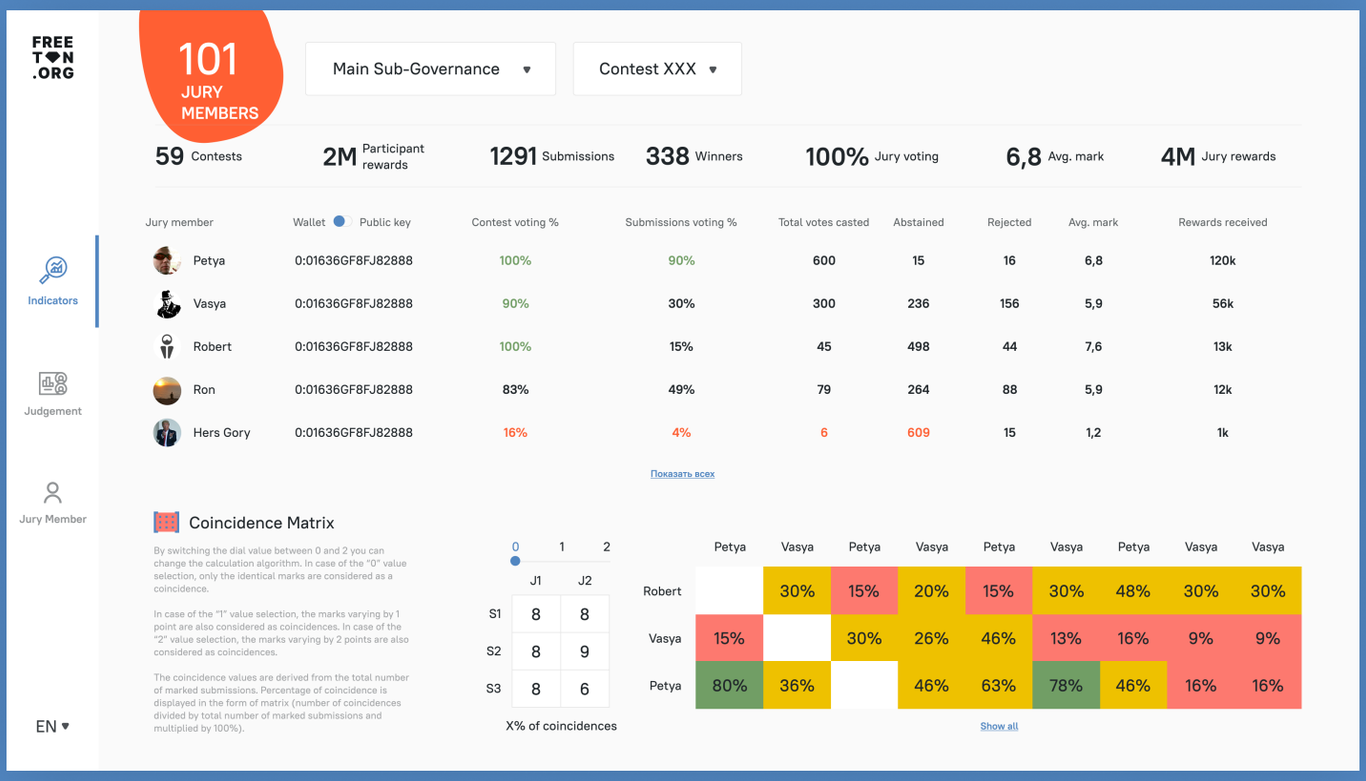

This dashboard begins from two filters.

Main Sub-Governance ▾ | Contest XXX ▾

There is an option to choose all the sub-governances and all the contests | a particular sub-governance | all the contests within it or any particular contest

Below that section there are 7 KPI's and the first visualization represents all the key jury member's judgement data in any particular sub-governance, any particular contest or in the entire project. Namely:

59 Contests | 2M Participant rewards | 1291 Submissions | 338 Winners | 100% Jury voting | 6,8 Avg. mark | 4M Jury rewards

- Whether the jury member casted votes in the contests where he was supposed to judge.
- Percentage of submissions' ratings within the contests
- Total jury rewards received
- Allocation of judgements according to rated/rejected/abstained criteria

At the very bottom of the list we can see a very interesting tool called “Coincidence Matrix”

there is a detailed usage manual in the description to the left

0 1 2

	J1	J2
S1	8	8
S2	8	9
S3	8	6

X% of coincidences

	Petya	Vasya	Petya	Vasya	Petya	Vasya	Petya	Vasya	Vasya
Robert		30%	15%	20%	15%	30%	48%	30%	30%
Vasya	15%		30%	26%	46%	13%	16%	9%	9%
Petya	80%	36%		46%	63%	78%	46%	16%	16%

Show all

In short, the matrix shows the synchronized voting percentage between the particular jury members (based on the particular contests and in general).

This will allow identification of the synchronized voting and hidden judges’ agreements.

S H E E T 3

JURY

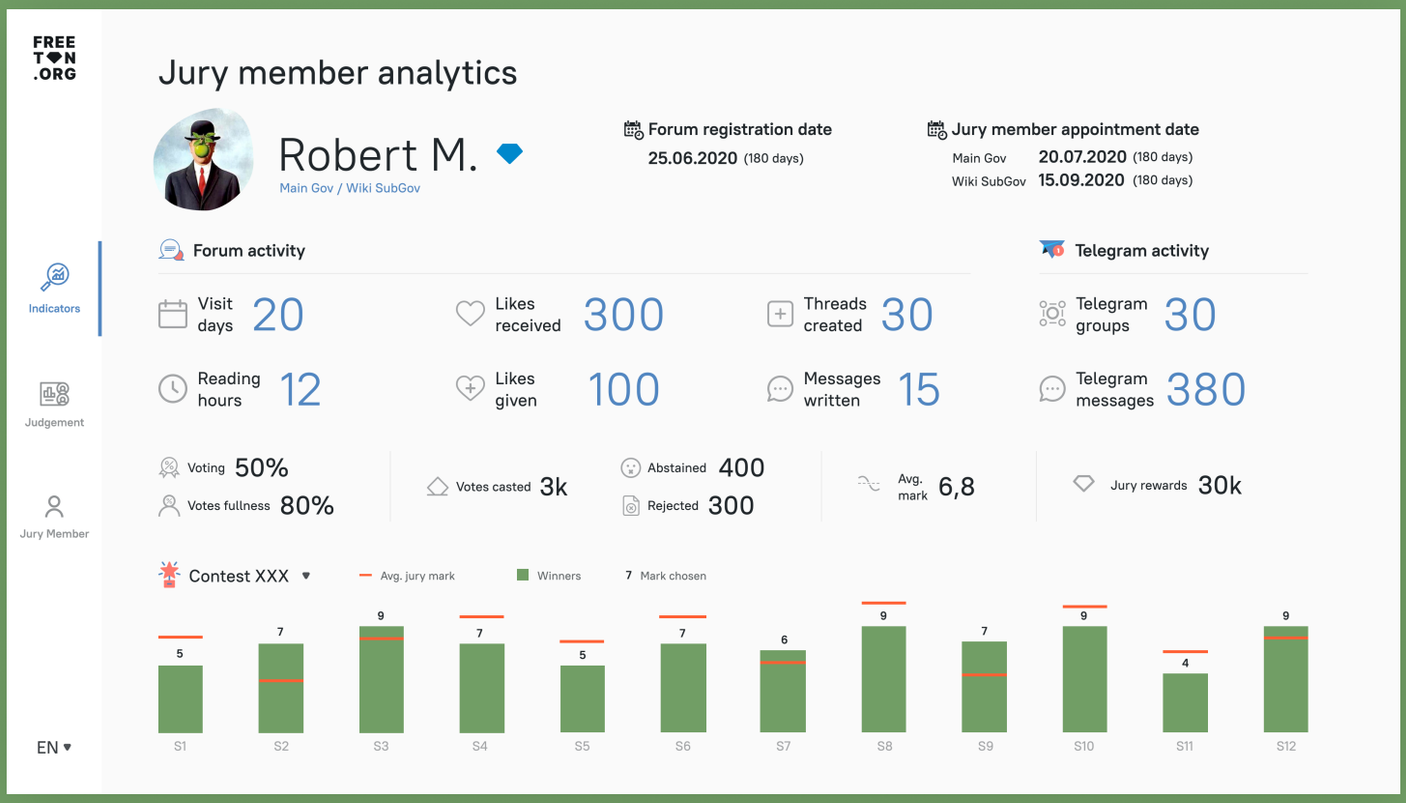

This dashboard shows each of the

FreeTON jury members' personal statistics

01 Key Efficiency Indicators

Voting **50%**

Votes fullness **80%**

Votes casted **3k**

Abstained **400**

Rejected **300**

02 Activity on the forum and chats

Forum activity

Visit days **20**	Likes received **300**	Threads created **30**
Reading hours **12**	Likes given **100**	Messages written **15**

Telegram activity

Telegram groups **30**	
Telegram messages **380**	

03 Dates of joining the Sub-Governances, etc

Forum registration date

25.06.2020 (180 days)

Jury member appointment date

Main Gov **20.07.2020** (180 days)

Wiki SubGov **15.09.2020** (180 days)

On the bottom of the page we can see the visualization that shows us how each member's average voting is compared to the average voting results.

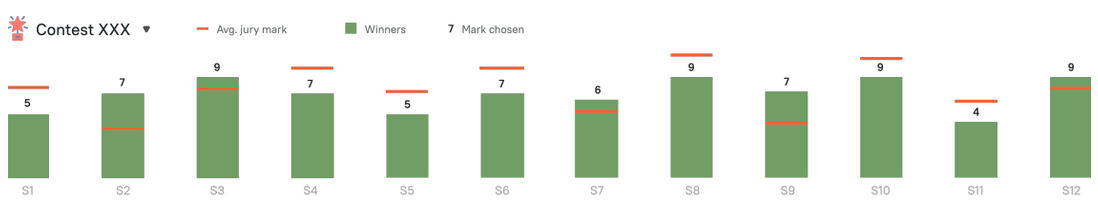

click here

GO TO DASHBOARD

P.S.

The dashboard is fully interactive and you can try it out on your own, there are many clickable elements and switches of inter-dependent values.

P.P.S.

Due to the EXTREMELY short development timeframes, some data may be displayed incorrectly, but we hope that we can verify all the elements before deadline

P.P.P.S.

Some may blame me for the deanonymization of jury members, however it is not me who did this. The system of jury members selection is currently set up in a way that all this data is open and publicly accessible. Hopefully it will attract additional attention to this problem.