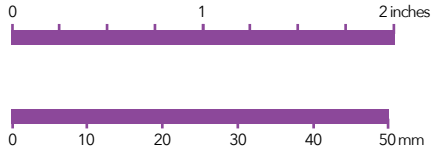
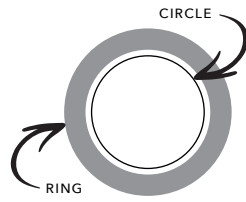


# FIND YOUR RING SIZE

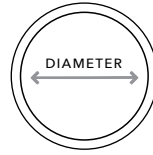


**BEFORE YOU PRINT** Double-check that you're printing the page at full size. Uncheck the 'Scale to Fit Page' checkbox.

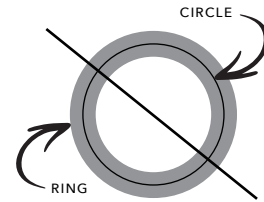
**AFTER YOU PRINT** For the most accurate results, measure the bar on the left to make sure it's exactly two 2 inches long (or 50mm long).



**CORRECT**



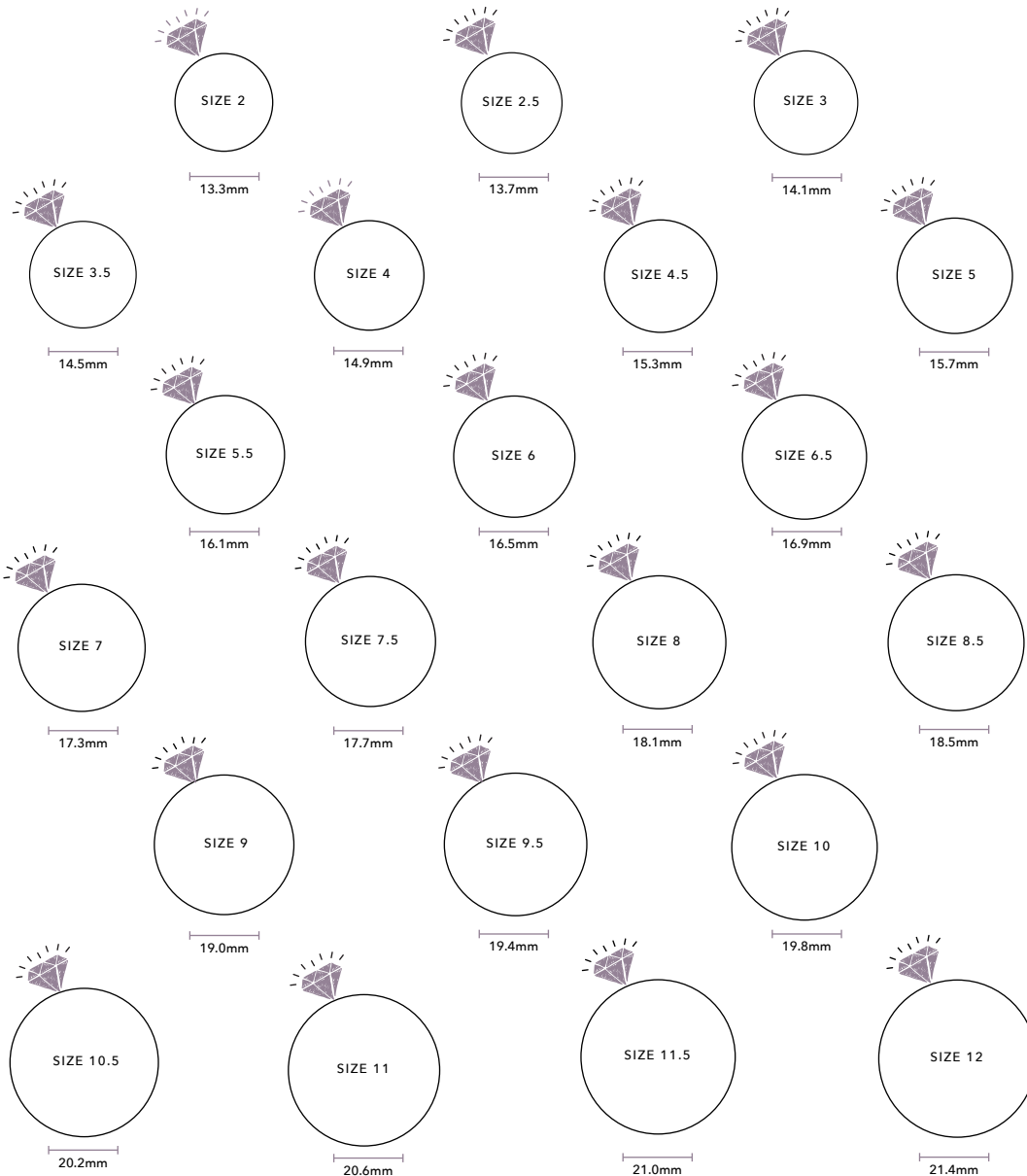
MEASUREMENTS MATCH THE INSIDE EDGE OF THE RING



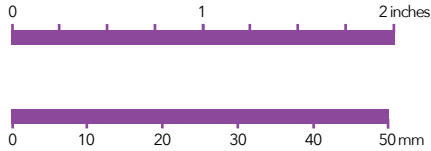
**INCORRECT**

## MEASURING FROM AN EXISTING RING

Place the ring on top of the circle. Make sure the inside edge of the ring sits against the circle and doesn't cover it.



## FIND YOUR RING SIZE



**BEFORE YOU PRINT** Double-check that you're printing the page at full size. Uncheck the 'Scale to Fit Page' checkbox.

**AFTER YOU PRINT** For the most accurate results, measure the bar on the left to make sure it's exactly two inches long (or 50mm long).

## MEASURING WITHOUT AN EXISTING RING

Wrap a piece of non-stretchy string snugly around the base of your finger. Mark the string where the circle is completed then measure the length.

SIZE	CIRCUMFERENCE		DIAMETER	
	INCHES	MILLIMETERS	INCHES	MILLIMETERS
<b>3</b>	1.74	44.2	0.55	14.1
<b>3.5</b>	XX.X	XX.X	XX.X	XX.X
<b>4</b>	1.84	46.7	0.59	14.9
<b>4.5</b>	XX.X	XX.X	XX.X	15.3
<b>5</b>	1.94	49.3	0.62	15.7
<b>5.5</b>	XX.X	XX.X	XX.X	16.1
<b>6</b>	2.04	51.8	0.65	16.5
<b>6.5</b>	XX.X	XX.X	XX.X	16.9
<b>7</b>	7	7	7	17.3
<b>7.5</b>	XX.X	XX.X	XX.X	17.7
<b>8</b>	8	8	8	18.1
<b>8.5</b>	XX.X	XX.X	XX.X	18.5
<b>9</b>	9	9	9	19.0
<b>9.5</b>	XX.X	XX.X	XX.X	19.4
<b>10</b>	10	10	10	19.8
<b>10.5</b>	XX.X	XX.X	XX.X	20.2
<b>11</b>	11	11	11	20.6
<b>11.5</b>	XX.X	XX.X	XX.X	21.0
<b>12</b>	12	12	12	21.4

### ACTUAL SIZE

