

# Hydrotech®

## 89 Control Valve



### Features:

- ➔ True 1" porting for high flow rates. Up to 18" softeners and 18" filters
- ➔ High-efficiency Performance. Up Flow Regeneration with Optimal Precision Brining or Down Flow Regeneration.
- ➔ Adjustable backwash frequency saves up to 2,000 gallons of water per year
- ➔ Large 4 line Touch Pad LCD display – customizable for dealership
- ➔ Automatic Reserve – adjusts based on actual usage
- ➔ Automatic System Flush refreshes system during periods of non use preventing bacteria growth
- ➔ Soft Water Recharge performs quick regeneration ensuring you never run out of soft water
- ➔ Soft Water Brine Tank Refill conserves capacity and keeps brine tank clean
- ➔ Time saving quick connect features on bypass, drain line and powercord
- ➔ Up Flow - meter delayed; Down Flow Softener - meter delayed, days of week, calendar clock, meter immediate, meter override
- ➔ Self charging capacitor keeps date / time of day for 48 hours while programming remains in permanent memory
- ➔ integrated turbine meter
- ➔ Comes with 1" elbow NPT
- ➔ Five Year Control Valve Warranty

| Specifications                       |                      |
|--------------------------------------|----------------------|
| Valve Body Material                  | Noryl (PPO)          |
| Plumbing Connections (NPT)           | Straight 1"          |
| Tank Thread                          | 2-1/2" NPSM          |
| Adjustable Cycles                    | 0 - 99 minutes       |
| Regeneration                         | Up Flow /Down Flow   |
| Meter Accuracy                       | +/-5%                |
| Maximum Meter Capacity               | 99,999 GAL           |
| Distributor Pilot                    | 1.05"                |
| Drain Line                           | 3/4"                 |
| Brine Line                           | 3/8"                 |
| Flow Rates (Valve Only 50 psi inlet) |                      |
| Continuous (15 psi drop)             | 27 GPM               |
| Peak (25 psi drop)                   | 35 GPM               |
| Max. Backwash (25 psi drop)          | 27 GPM               |
| Cv                                   | 7                    |
| Typical Applications                 |                      |
| Softeners                            | up to 18" Diameter   |
| Filters                              | up to 18" Diameter   |
| Electrical                           |                      |
| Input                                | 110V AC 50/60Hz      |
| Output                               | 12V AC 50/60Hz 650mA |
| Certification                        | cUL                  |
| Operation Ratings                    |                      |
| Max. Working Pressure                | 20 - 125 psi         |
| Max. Temperature                     | 34F - 100F           |
| Approvals                            |                      |
| NSF/ANSI 44                          | Certified            |
| Additional Information               |                      |
| Shipping Weight                      | 7 pounds             |

### 89 Control Valve

| Part #   | Description                       |
|----------|-----------------------------------|
| 10010044 | 89UF ELECTRONIC METER-BLACK COVER |
| 10010043 | 89DF ELECTRONIC METER-BLACK COVER |

CONTROL VALVE INCLUDES BYPASS AND 1" 90° ELBOW NPT CONNECTORS  
VALVES CAN EASILY BE CONVERTED FROM SOFTENER TO FILTER

Your Local Water Treatment Professional



Toll Free: 1-877-288-9888  
www.hydrotechwater.com

Regina, SK • Cambridge, ON • Whitestown, IN  
Houston, TX • Phoenix, AZ • Guadalajara, MX



# Hydrotech®

## 765 Control Valve



### Features:

- Exclusive NSF Certified electronic control valve with reliable piston, seal and spacer design
- Simple user friendly LCD display. Just enter time of day, hardness and number of people.
- Manually index to cycle position for easier and faster installation and service
- Reliable and precise electronic sensors to determine piston positions
- "Totalizer" function tracks total amount of water treated
- Audible Cycle Advance Alarm sounds if the valve is stuck in any position for more than 2 minutes.
- Self charging capacitor keeps date / time of day for 48 hours while programming remains in permanent memory
- No confusing codes or symbols to remember
- Meter Immediate, Meter Delayed, Meter with Day Override and Calendar Clock modes
- Fully adjustable cycle times
- Unique bypass with integrated space saving turbine meter. One piece design avoids meter jamming.
- Time saving quick connections for easy installation and maintenance
- Five Year Control Valve Warranty

| Specifications                       |                                  |
|--------------------------------------|----------------------------------|
| Valve Body Material                  | Noryl (PPO)                      |
| Plumbing Connections (NPT)           | Straight – ¾", 1"<br>90 Deg – ¾" |
| Tank Thread                          | 2-1/2" NPSM                      |
| Adjustable Cycles                    | 0 - 99 minutes                   |
| Regeneration                         | Down Flow                        |
| Meter Accuracy                       | +/-5%                            |
| Maximum Meter Capacity               | 9,999 GAL                        |
| Distributor Pilot                    | 1.05"                            |
| Drain Line                           | 1/2" Quick Connect               |
| Brine Line                           | 3/8" Quick Connect               |
| Flow Rates (Valve Only 50 psi inlet) |                                  |
| Continuous (15 psi drop)             | 20 GPM                           |
| Peak (25 psi drop)                   | 26 GPM                           |
| Max. Backwash (25 psi drop)          | 7 GPM                            |
| Cv                                   | 5.2                              |
| Typical Applications                 |                                  |
| Softeners                            | up to 16" Diameter               |
| Filters                              | up to 10" Diameter               |
| Electrical                           |                                  |
| Input                                | 110V AC 50/60Hz                  |
| Output                               | 12V AC 50/60Hz 410mA             |
| Certification                        | cUL                              |
| Operation Ratings                    |                                  |
| Max. Working Pressure                | 20 - 125 psi                     |
| Max. Temperature                     | 34F - 100F                       |
| Approvals                            |                                  |
| NSF/ANSI 44                          | Certified                        |
| Additional Information               |                                  |
| Shipping Weight                      | 7 pounds                         |

### 765 Control Valve

| Part #   | Description                     |
|----------|---------------------------------|
| 10010093 | 765 ELECTRONIC METER-GREY COVER |

CONTROL VALVE INCLUDES BYPASS AND 3/4" 90° ELBOW NPT CONNECTORS  
VALVES CAN EASILY BE CONVERTED FROM SOFTENER TO FILTER



QC Power Cable



QC Brine Line



QC Drain Line



Integrated Meter

Your Local Water Treatment Professional



Toll Free: 1-877-288-9888  
www.hydrotechwater.com

Regina, SK • Cambridge, ON • Whitestown, IN  
Houston, TX • Phoenix, AZ • Guadalajara, MX



# Hydrotech®

## 565 Control Valve



### Features:

- Exclusive NSF Certified electronic control valves with proven piston, seal & spacer technology
- Down Flow regeneration
- Simple user-friendly, 2 line / 16 character LCD backlit display
- Rotating 'no touch' diagnostics shows key data like date last regenerated, volume remaining, current flow rate, peak flow rate, total gallons treated, total regenerations, time & date and capacity
- Meter immediate, meter delayed, meter override, vacation and calendar clock modes
- Self charging capacitor keeps date / time of day for 48 hours while programming remains in permanent memory
- Adjustable cycle times
- Precise electronic sensors to determine piston positions
- Space saving bypass with integrated turbine meter
- Time saving quick connect fittings on bypass, drain line, brine line and power cord
- Five Year Control Valve warranty

| Specifications                       |                                  |
|--------------------------------------|----------------------------------|
| Valve Body Material                  | Noryl (PPO)                      |
| Plumbing Connections (NPT)           | Straight – ¾", 1"<br>90 Deg – ¾" |
| Tank Thread                          | 2-1/2" NPSM                      |
| Adjustable Cycles                    | 0 - 99 minutes                   |
| Regeneration                         | Down Flow                        |
| Meter Accuracy                       | +/-5%                            |
| Maximum Meter Capacity               | 99,999 GAL                       |
| Distributor Pilot                    | 1.05"                            |
| Drain Line                           | 1/2" Quick Connect               |
| Brine Line                           | 3/8" Quick Connect               |
| Flow Rates (Valve Only 50 psi inlet) |                                  |
| Continuous (15 psi drop)             | 20 GPM                           |
| Peak (25 psi drop)                   | 26 GPM                           |
| Max. Backwash (25 psi drop)          | 7 GPM                            |
| Cv                                   | 5.2                              |
| Typical Applications                 |                                  |
| Softeners                            | up to 16" Diameter               |
| Filters                              | up to 10" Diameter               |
| Electrical                           |                                  |
| Input                                | 110V AC 50/60Hz                  |
| Output                               | 12V AC 50/60Hz 410mA             |
| Certification                        | cUL                              |
| Operation Ratings                    |                                  |
| Max. Working Pressure                | 20 - 125 psi                     |
| Max. Temperature                     | 34F - 100F                       |
| Approvals                            |                                  |
| NSF/ANSI 44                          | Certified                        |
| Additional Information               |                                  |
| Shipping Weight                      | 7 pounds                         |


### 565 Control Valve

| Part #  | Description                      |
|---------|----------------------------------|
| 1001009 | 565 ELECTRONIC METER-BLACK COVER |


CONTROL VALVE INCLUDES BYPASS AND 3/4" 90° ELBOW NPT CONNECTORS  
VALVES CAN EASILY BE CONVERTED FROM SOFTENER TO FILTER




QC Power Cable



QC Brine Line



QC Drain Line



Integrated Meter

Your Local Water Treatment Professional



Toll Free: 1-877-288-9888  
www.hydrotechwater.com

Regina, SK • Cambridge, ON • Whitestown, IN  
Houston, TX • Phoenix, AZ • Guadalajara, MX

