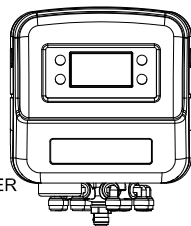


**LEGEND:**

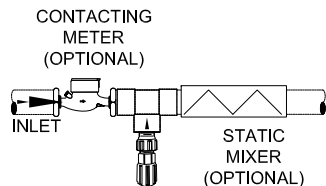
- ⊠ ISOLATION VALVE
- ⊞ BYPASS VALVE
- ⊗ PRESSURE GAUGE & SAMPLE POINT
- ∨ OPEN DRAIN
- \* VACUUM BREAKER
- ▬ RAW WATER LINES
- ▬ FILTERED WATER LINES
- ▬ WATER TO OPEN DRAIN
- ▬ TREATED WATER LINES

STAGER  
CONTROLLER

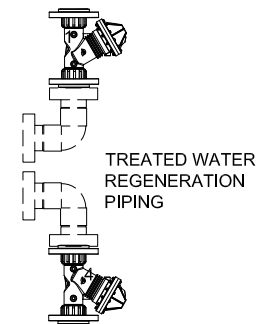
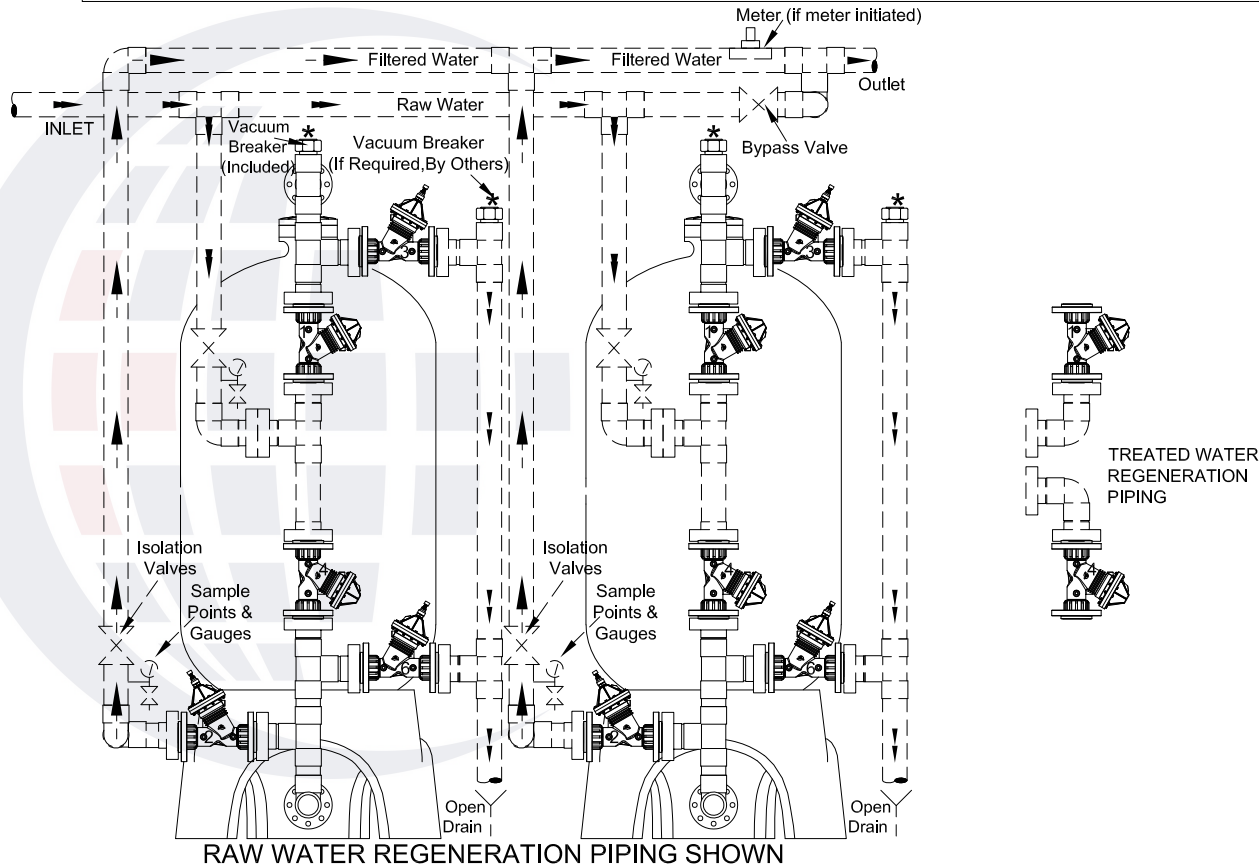
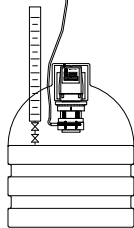


DMG Series Duplex Model	0-3 PPM			3-8 PPM			8-15 PPM			Max Flow To Drain	Pipe Size		Media	Mineral Tank		Installation			Shipping Weight	Operating Weight
	Maximum Service Flow Rate						in	in	ft3		in	in		in	in	in	in			
	USGPM	USGPM	USGPM	USGPM	USGPM	USGPM												mm		
	l/s	l/s	l/s	l/s	l/s	l/s	mm	mm	m3		mm	mm		mm	mm	mm	mm	kg		
DMG 30-2"	50	30	20	100	2"	2"	12.5	30	88	99	36	69	3,305	6,505						
	3.15	1.89	1.26	6.31	50	50	0.35	762	2235	2515	914	1753	1,499	2,951						
DMG 36-2"	70	42	28	140	2"	2"	17.6	36	87	100	42	81	4,516	9,116						
	4.42	2.65	1.77	8.83	50	50	0.50	914	2210	2540	1067	2057	2,049	4,136						
DMG 42-3"	96	58	38	190	3"	3"	24.0	42	95	108	48	93	6,157	12,957						
	6.06	3.66	2.40	11.99	75	75	0.68	1067	2413	2743	1219	2362	2,794	5,879						
DMG 48-3"	126	76	50	250	3"	3"	31.0	48	94	109	54	105	8,034	16,634						
	7.95	4.79	3.15	15.77	75	75	0.88	1219	2388	2769	1372	2667	3,645	7,547						
DMG 63-4"	216	130	84	430	3"	4"	54.0	63	96	111	69	135	15,362	26,762						
	13.63	8.20	5.30	27.13	75	100	1.53	1600	2438	2819	1753	3429	6,970	12,142						

System has basic chemical pump for continuous feed. For varying flowrates flow pace chemical feed is required (optional)



CHEMICAL  
PUMP & TANK  
SHOWN WITH  
OPTIONAL  
CALIBRATION  
COLUMN



**NOTES:**

- MAXIMUM RECOMMENDED SYSTEM PRESSURE IS 100 PSIG (690 kPa).
- MAXIMUM RECOMMENDED SYSTEM TEMPERATURE IS 90° F (32°C).
- TANKS, AND MEDIA ARE NSF APPROVED. TRIPOD TANKS TO BE SECURELY ATTACHED TO THE FLOOR.
- ALL PIPING, FITTINGS, INTERCONNECTING PIPING, ISOLATION & SAMPLE VALVES AND GAUGES SHOWN BY BROKEN LINES ARE BY OTHERS
- SUPPLIED MANIFOLD IS SCH 80 PVC AND IS SUPPLIED WITH ONE VACUUM BREAKER. RECOMMENDED AIR RELEASE VALVE IS BY OTHERS. SYSTEM CAN BE PIPED AS RAW WATER OR TREATED WATER REGENERATION.
- ALL PIPING MUST BE PROPERLY SUPPORTED AND BRACE TO HANDLE THE THRUST OF THE CHANGE OF WATER FLOW (BY OTHERS)
- GLASS FIBER REINFORCED THERMOPLASTIC DIAPHRAGM VALVES ARE SEQUENCED BY AN ELECTRONIC MULTIPORT STAGER. ELECTRICAL POWER REQUIRED - 120 VOLT, 1 PHASE, 60 Hz. MULTI-TANK SYSTEMS ARE SERIES REGENERATION.

- SYSTEM MUST BE INSTALLED TO COMPLY WITH ALL FEDERAL, STATE, PROVINCIAL AND LOCAL CODES.
- FLOOR DRAINS MUST BE SIZED TO CARRY THE MAXIMUM LISTED FLOW TO DRAIN.
- REFER TO THE INSTALLATION AND OPERATION MANUAL FOR FURTHER DETAILS.
- MEDIA BED CONSISTS OF, NSF APPROVED MEDIA CONSISTS OF (FROM TOP TO BOTTOM) ANTHRACITE, MANGANESE GREENSAND ON A GRADED SUPPORT BED
- SYSTEM IS SUPPLIED WITH A GRADUATED CHEMICAL TANK AND STANDARD CONTINUOUS FEED CHEMICAL PUMP, (NOT SHOWN). IF THE SYSTEM HAS VARYING FLOWRATES, AN OPTIONAL FLOW PACED CHEM FEED SYSTEM MUST BE USED.

**DMG SERIES MANGANESE GREENSAND  
DUPLIX FILTER SYSTEM**

THIS DOCUMENT CONTAINS INFORMATION WHICH IS PROPRIETARY TO CANATURE WATERGROUP. THE REPRODUCTION, TRANSFER, OR OTHER EXPLOITATION OF ANY INFORMATION CONTAINED HEREIN IS NOT PERMITTED WITHOUT PRIOR WRITTEN APPROVAL OF CANATURE WATERGROUP. THE MANUFACTURER RESERVES THE RIGHT TO MAKE PRODUCT REVISIONS, WHICH MAY DEVIATE FROM THE SPECIFICATIONS AND DESCRIPTIONS STATED HEREIN WITHOUT OBLIGATION TO CHANGE PREVIOUSLY MANUFACTURED PRODUCTS OR TO NOTE THE CHANGE. NOT DRAWN TO THE SCALE UNLESS OTHERWISE SPECIFIED.



Project:	Date: 2/20/024	Rev 0
	Dwg# DMG 02	