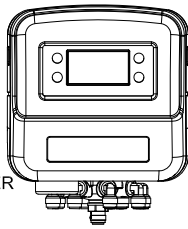


**LEGEND:**

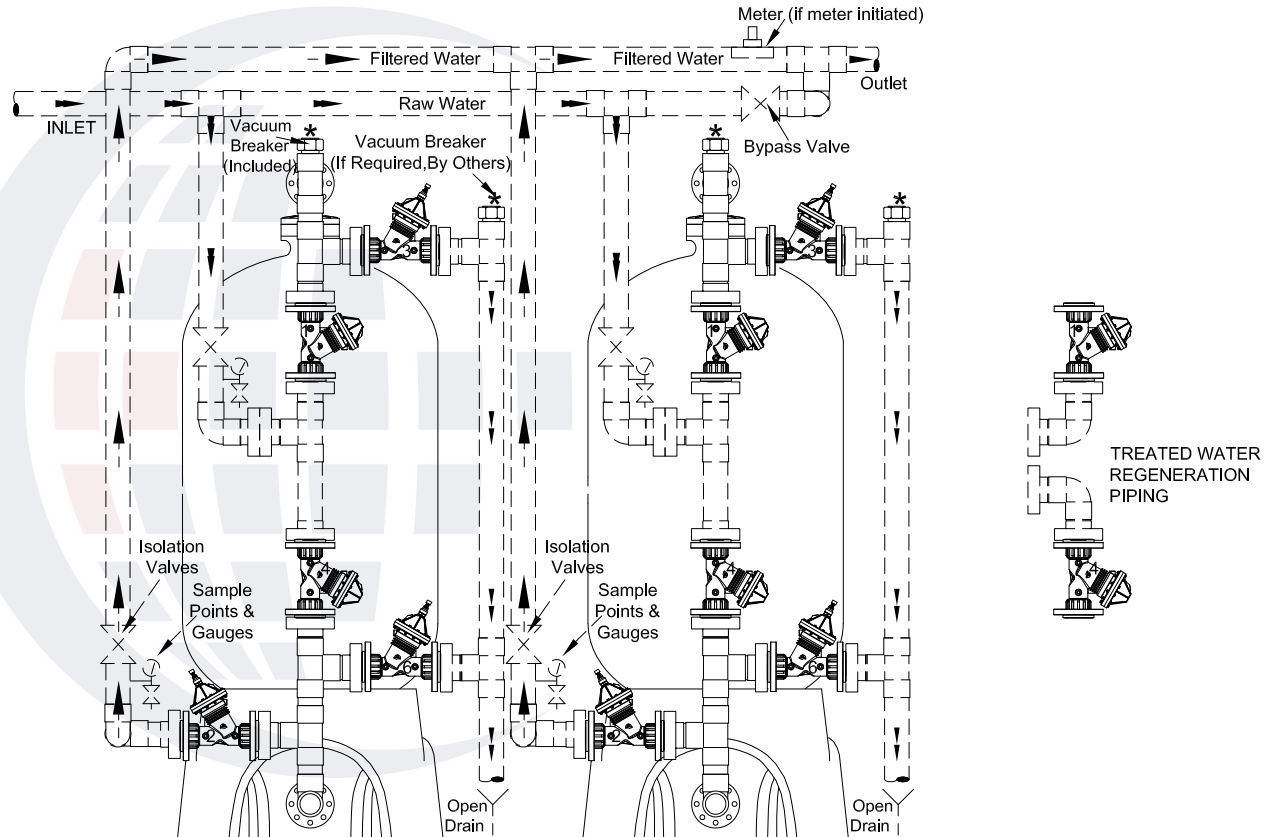
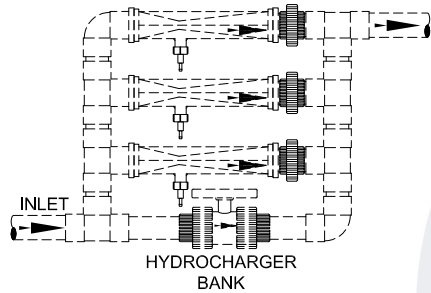
- ⊠ ISOLATION VALVE
- ⊠ BYPASS VALVE
- ⊗ PRESSURE GAUGE & SAMPLE POINT
- ∨ OPEN DRAIN
- \* VACUUM BREAKER
- ▬ RAW WATER LINES
- ▬ FILTERED WATER LINES
- ▬ WATER TO OPEN DRAIN
- ▬ TREATED WATER LINES

STAGER  
CONTROLLER



DCF Series Duplex Model	Typical		Peak	Max Flow To Drain	Pipe Size		Media	Mineral Tank		Installation			Shipping Weight	Operating Weight
	Service Flow Rate		USGPM		Service	Drain		Diameter	Height	Height	Depth	Width		
	USGPM	USGPM	USGPM	in	in	ft3	in	in	in	in	in	in	lbs	lbs
	l/s	l/s	l/s	mm	mm	m3	mm	mm	mm	mm	mm	mm	kg	kg
DCF 30-2"	30	50	50	2"	2"	12.5	30	88	99	36	69	3,499	6,699	
	1.89	3.15	3.15	50	50	0.35	762	2235	2515	914	1753	1,588	3,039	
DCF 36-2"	42	70	70	2"	2"	17.6	36	87	100	42	81	4,653	9,253	
	2.65	4.42	4.42	50	50	0.50	914	2210	2540	1067	2057	2,111	4,198	
DCF 42-3"	58	96	95	3"	3"	24.0	42	95	108	48	93	6,699	13,499	
	3.66	6.06	5.99	75	75	0.68	1067	2413	2743	1219	2362	3,040	6,125	
DCF 48-3"	76	126	125	3"	3"	31.0	48	94	109	54	105	8,690	17,290	
	4.79	7.95	7.89	75	75	0.88	1219	2388	2769	1372	2667	3,943	7,845	
DCF 63-4"	130	216	215	3"	4"	54.0	63	96	111	69	135	16,377	27,777	
	8.20	13.63	13.56	100	100	1.53	1600	2438	2819	1753	3429	7,431	12,603	

Service based on 3 usgpm/ft2, Peak based on 2.5 usgpm/ft2. System must be designed to draw air continuously. Hydrocharger (air induction) system sold separately.



RAW WATER REGENERATION PIPING SHOWN

**NOTES:**

- MAXIMUM RECOMMENDED SYSTEM PRESSURE IS 100 PSIG (690 kPa).
- MAXIMUM RECOMMENDED SYSTEM TEMPERATURE IS 90° F (32°C).
- TANKS, AND MEDIA ARE NSF APPROVED. TRIPOD TANKS TO BE SECURELY ATTACHED TO THE FLOOR.
- ALL PIPING, FITTINGS, INTERCONNECTING PIPING, ISOLATION & SAMPLE VALVES AND GAUGES SHOWN BY BROKEN LINES ARE BY OTHERS
- SUPPLIED MANIFOLD IS SCH 80 PVC AND IS SUPPLIED WITH ONE VACUUM BREAKER. RECOMMENDED AIR RELEASE VALVE IS BY OTHERS. SYSTEM CAN BE PIPED AS RAW WATER OR TREATED WATER REGENERATION.
- ALL PIPING MUST BE PROPERLY SUPPORTED AND BRACE TO HANDLE THE THRUST OF THE CHANGE OF WATER FLOW (BY OTHERS)
- GLASS FIBER REINFORCED THERMOPLASTIC DIAPHRAGM VALVES ARE SEQUENCED BY AN ELECTRONIC MULTIPORT STAGER. ELECTRICAL POWER REQUIRED - 120 VOLT, 1 PHASE, 60 HZ. MULTI-TANK SYSTEMS ARE SERIES REGENERATION.

- SYSTEM MUST BE INSTALLED TO COMPLY WITH ALL FEDERAL, STATE, PROVINCIAL AND LOCAL CODES.
- FLOOR DRAINS MUST BE SIZED TO CARRY THE MAXIMUM LISTED FLOW TO DRAIN. REFER TO THE INSTALLATION AND OPERATION MANUAL FOR FURTHER DETAILS.
- MEDIA BED CONSISTS OF NSF APPROVED CALCIUM CARBONATE, MAG OXIDE AND FINE FILTER SAND ON A GRADED SUPPORT BED
- SYSTEM MUST BE DESIGNED SO THE HYDROCHARGER BANK DRAWS AIR CONTINUOUSLY.

**DCF SERIES CHEM FREE  
DUPLIX FILTER SYSTEM**

THIS DOCUMENT CONTAINS INFORMATION WHICH IS PROPRIETARY TO CANATURE WATERGROUP. THE REPRODUCTION, TRANSFER, OR OTHER EXPLOITATION OF ANY INFORMATION CONTAINED HEREIN IS NOT PERMITTED WITHOUT PRIOR WRITTEN APPROVAL OF CANATURE WATERGROUP. THE MANUFACTURER RESERVES THE RIGHT TO MAKE PRODUCT REVISIONS, WHICH MAY DEVIATE FROM THE SPECIFICATIONS AND DESCRIPTIONS STATED HEREIN WITHOUT OBLIGATION TO CHANGE PREVIOUSLY MANUFACTURED PRODUCTS OR TO NOTE THE CHANGE. NOT DRAWN TO THE SCALE UNLESS OTHERWISE SPECIFIED.



Project:	Date: 2/20/024	Rev 0
	Dwg# DCF 02	