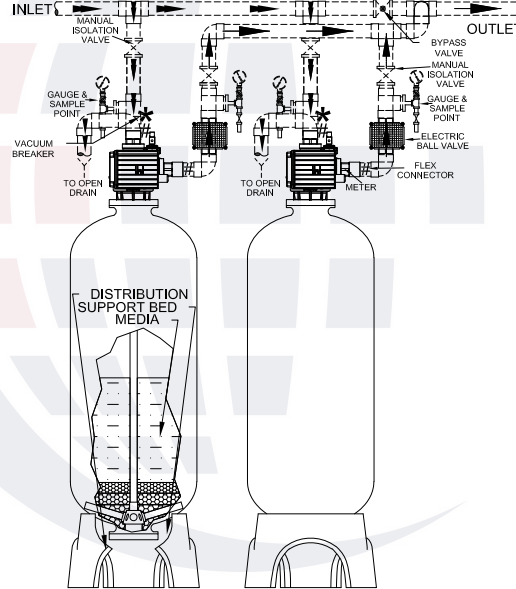


105MTS Duplex Series Model	Typical		RO	Max Flow To		Pipe Size		Media	Mineral Tank		Installation			Shipping Weight	Operating Weight
	Service Flow Rate		Drain	Service	Drain	Per Tank	Diameter	Height	Height	Depth	Width	lbs	lbs		
	USGPM	USGPM	USGPM	in	in	ft3	in	in	in	in	in	kg	kg		
	l/s	l/s	l/s	mm	mm	m3	mm	mm	mm	mm	mm				
105MTS MM14- 2"*	20	16	12	2"*	2"*	2.65	14	66	85	30	37	898	1,698		
	1.26	1.01	0.76	51	51	0.08	356	1676	2159	762	940	407	770		
105MTS MM16- 2"*	28	22	16	2"*	2"*	3.5	16	66	85	31	41	1,150	2,150		
	1.77	1.39	1.01	51	51	0.10	406	1676	2159	787	1041	522	976		
105MTS MM18- 2"*	34	26	22	2"*	2"*	4.4	18	68	87	32	45	1,369	2,569		
	2.15	1.64	1.39	51	51	0.12	457	1727	2210	813	1143	621	1,165		
105MTS MM21- 2"*	48	38	30	2"*	2"*	6.0	21	68	87	34	51	1,722	3,322		
	3.03	2.40	1.89	51	51	0.17	533	1727	2210	864	1295	781	1,507		
105MTS MM24- 2"*	60	50	43	2"*	2"*	7.7	24	76	95	35	57	2,222	4,422		
	3.79	3.15	2.71	51	51	0.22	610	1,829	2,159	762	1447.8	1,008	2,006		
105MTS MM30- 2"*	96	78	60	2"*	2"*	12.5	30	81	100	38	69	3,130	6,330		
	6.06	4.92	3.79	51	51	0.35	762	2,057	2,540	965	1,753	1,420	2,872		
105MTS MM36- 2"*	138	114	85	2"*	2"*	17.6	36	85	104	42	81	4,401	9,001		
	8.71	7.19	5.36	51	51	0.50	914	2,159	2,642	1,067	2,057	1,997	4,084		

Service based on 10 usgpm/ft2 RO based on 8 usgpm/ft2

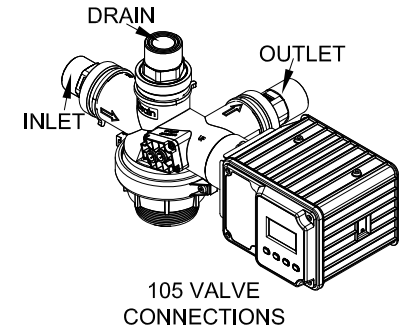
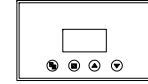
LEGEND:

- ⊗ ISOLATION VALVE
- ⊗ BYPASS VALVE
- ⊗ PRESSURE GAUGE & SAMPLE POINT
- ∇ OPEN DRAIN
- * VACUUM BREAKER
- # FLEX CONNECTOR
- ▬ RAW WATER LINES
- ▬ FILTERED/SOFTENED WATER LINES
- ▬ WATER TO OPEN DRAIN
- ▬ TREATED WATER LINES
- ELECTRONIC BALL VALVE



RAW WATER REGENERATION PIPING SHOWN

MAIN CONTROLLER



NOTES:

- FILTER(S) EQUIPPED WITH A 105 SERIES ELECTRONIC CONTROL VALVE.
- CALENDAR CLOCK INITIATED BACKWASH IS STANDARD.
- MULTI-TANK SYSTEMS ARE REGENERATED IN SERIES.
- 2" OR 1.5" NPT CONNECTIONS ARE INTERCHANGEABLE. STANDARD CONNECTION SIZE USED VARIES WITH FILTER DIAMETER.
- REQUIRES 120 VOLT, 1 PHASE, 60 Hz ELECTRICAL POWER.
- RECOMMENDED MINIMUM SYSTEM PRESSURE IS 40 PSI(275 kPa) & MAXIMUM SYSTEM PRESSURE IS 100 PSI (690 kPa).MAXIMUM TEMPERATURE IS 100°F (38°C)
- TANKS AND MEDIA ARE NSF APPROVED.
- TRIPOD TANKS TO BE SECURELY ATTACHED TO THE FLOOR.
- ALL EXTERNAL PIPING, FITTINGS, INTERCONNECTING PIPING, ISOLATION & SAMPLE VALVES AND GAUGES SHOWN BY BROKEN LINES ARE BY OTHERS
- DUE TO SLIGHT EXPANSION AND CONTRACTION OF MINERAL TANKS, PIPING MUST BE DESIGNED TO ALLOW SOME MOVEMENT AS WELL AS PROTECTED FROM VACUUM. FLEX CONNECTORS AND A VACUUM BREAKER MAY BE REQUIRED. FAILURE TO PROPERLY INSTALL THEM MAY VOID THE WARRANTY.

- SYSTEM MUST BE INSTALLED TO COMPLY WITH ALL FEDERAL, STATE, PROVINCIAL AND LOCAL CODES.
- FLOOR DRAINS MUST BE SIZED TO CARRY THE MAXIMUM LISTED FLOW TO DRAIN.
- REFER TO THE INSTALLATION AND OPERATION MANUAL FOR FURTHER DETAILS.
- MEDIA BED CONSISTS OF (FROM TOP TO BOTTOM)NSF APPROVED ANTRAFILT, FINE FILTER SAND FINE & COARSE GARNET ON A GRADED SUPPORT BED

105 MULTIMEDIA DUPLEX FILTER

THIS DOCUMENT CONTAINS INFORMATION WHICH IS PROPRIETARY TO CANATURE WATERGROUP. THE REPRODUCTION, TRANSFER, OR OTHER EXPLOITATION OF ANY INFORMATION CONTAINED HEREIN IS NOT PERMITTED WITHOUT PRIOR WRITTEN APPROVAL OF CANATURE WATERGROUP. THE MANUFACTURER RESERVES THE RIGHT TO MAKE PRODUCT REVISIONS, WHICH MAY DEVIATE FROM THE SPECIFICATIONS AND DESCRIPTIONS STATED HEREIN WITHOUT OBLIGATION TO CHANGE PREVIOUSLY MANUFACTURED PRODUCTS OR TO NOTE THE CHANGE. NOT DRAWN TO THE SCALE UNLESS OTHERWISE SPECIFIED.



Project:	Date: 2/20/024	Rev
	Dwg# 105F-D-MM	0