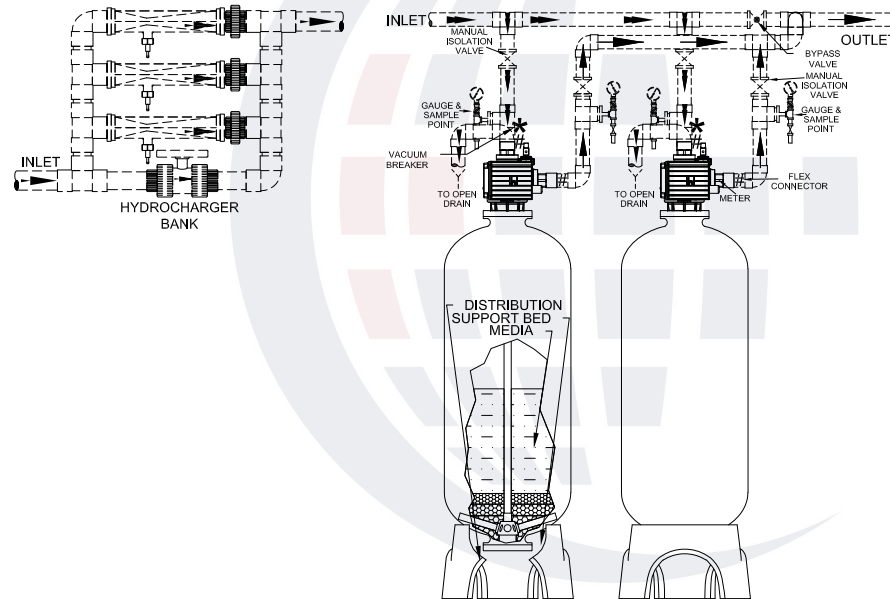


105MTS Dupelx Series Model	Typical	Peak	Max Flow To	Pipe Size		Media	Mineral Tank		Installation			Shipping Weight	Operating Weight
	Service Flow Rate		Drain	Service	Drain	Per Tank	Diameter	Height	Height	Depth	Width	lbs	lbs
	USGPM	USGPM	USGPM	in	in	ft3	in	in	in	in	in	kg	kg
	l/s	l/s	l/s	mm	mm	m3	mm	mm	mm	mm	mm		
105MTS CF14-2"*	6	10	12	2"*	2"*	2.65	14	66	85	30	37	951	1,751
	0.38	0.63	0.76	51	51	0.08	356	1676	2159	762	940	432	795
105MTS CF16-2"*	8	14	16	2"*	2"*	3.5	16	66	85	31	41	1,174	2,174
	0.50	0.88	1.01	51	51	0.10	406	1676	2159	787	1041	532	986
105MTS CF18-2"*	10	18	22	2"*	2"*	4.4	18	68	87	32	45	1,481	2,681
	0.63	1.14	1.39	51	51	0.12	457	1727	2210	813	1143	672	1,217
105MTS CF21-2"*	14	24	30	2"*	2"*	6.0	21	68	87	34	51	1,838	3,438
	0.88	1.51	1.89	51	51	0.17	533	1727	2210	864	1295	834	1,560
105MTS CF24-2"*	18	32	30	2"*	2"*	7.7	24	76	95	35	57	2,336	4,536
	1.14	2.02	1.89	51	51	0.22	610	1,829	2,159	762	1447.8	1,060	2,058
105MTS CF30-2"*	30	50	50	2"*	2"*	12.5	30	81	100	38	69	3,326	6,526
	1.89	3.15	3.15	51	51	0.35	762	2,057	2,540	965	1,753	1,509	2,961
105MTS CF36-2"*	42	70	70	2"*	2"*	17.6	36	85	104	42	81	4,456	9,056
	2.65	4.42	4.42	51	51	0.50	914	2,159	2,642	1,067	2,057	2,022	4,109

Service based on 3 usgpm/ft2, Peak based on 5 usgpm/ft2. System must be designed to draw air continuously. Hydrocharger (air induction) system sold separately.

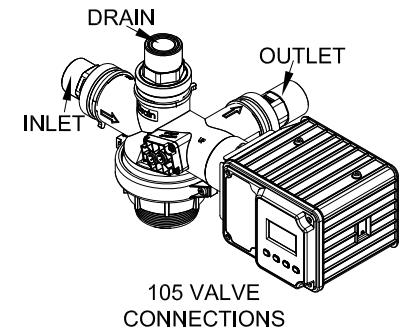
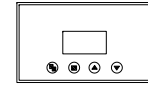
LEGEND:

- ⊗ ISOLATION VALLVE
- ⊗ BYPASS VALVE
- ⊗ PRESSURE GAUGE & SAMPLE POINT
- ↓ OPEN DRAIN
- * VACUUM BREAKER
- # FLEX CONNECTOR
- ▬ RAW WATER LINES
- ▬ FILTERED/SOFTENED WATER LINES
- ▬ WATER TO OPEN DRAIN
- ▬ TREATED WATER LINES
- ELECTRONIC BALL VALVE



RAW WATER REGENERATION PIPING SHOWN

MAIN CONTROLLER



NOTES:

- FILTER(S) EQUIPPED WITH A 105 SERIES ELECTRONIC CONTROL VALVE.
- CALENDAR CLOCK INITIATED BACKWASH IS STANDARD.
- MULTI-TANK SYSTEMS ARE REGENERATED IN SERIES.
- 2" OR 1.5" NPT CONNECTIONS ARE INTERCHANGEABLE. STANDARD CONNECTION SIZE USED VARIES WITH FILTER DIAMETER.
- REQUIRES 120 VOLT, 1 PHASE, 60 Hz ELECTRICAL POWER.
- RECOMMENDED MINIMUM SYSTEM PRESSURE IS 40 PSI(275 kPa) & MAXIMUM SYSTEM PRESSURE IS 100 PSI (690 kPa).MAXIMUM TEMPERATURE IS 100°F (38°C)
- TANKS AND MEDIA ARE NSF APPROVED.
- TRIPOD TANKS TO BE SECURELY ATTACHED TO THE FLOOR.
- ALL EXTERNAL PIPING, FITTINGS, INTERCONNECTING PIPING, ISOLATION & SAMPLE VALVES AND GAUGES SHOWN BY BROKEN LINES ARE BY OTHERS
- DUE TO SLIGHT EXPANSION AND CONTRACTION OF MINERAL TANKS, PIPING MUST BE DESIGNED TO ALLOW SOME MOVEMENT AS WELL AS PROTECTED FROM VACUUM. FLEX CONNECTORS AND A VACUUM BREAKER MAY BE REQUIRED. FAILURE TO PROPERLY INSTALL THEM MAY VOID THE WARRANTY.

- SYSTEM MUST BE INSTALLED TO COMPLY WITH ALL FEDERAL, STATE, PROVINCIAL AND LOCAL CODES.
- FLOOR DRAINS MUST BE SIZED TO CARRY THE MAXIMUM LISTED FLOW TO DRAIN.
- REFER TO THE INSTALLATION AND OPERATION MANUAL FOR FURTHER DETAILS.
- MEDIA BED CONSISTS OF (FROM TOP TO BOTTOM)NSF APPROVED ANTRAFILT, FINE FILTER SAND FINE & COARSE GARNET ON A GRADED SUPPORT BED

Model: 105 MTS MM 36 - 2" DC00 0

105 CHEM FREE DUPLEX FILTER

THIS DOCUMENT CONTAINS INFORMATION WHICH IS PROPRIETARY TO CANATURE WATERGROUP. THE REPRODUCTION, TRANSFER, OR OTHER EXPLOITATION OF ANY INFORMATION CONTAINED HEREIN IS NOT PERMITTED WITHOUT PRIOR WRITTEN APPROVAL OF CANATURE WATERGROUP. THE MANUFACTURER RESERVES THE RIGHT TO MAKE PRODUCT REVISIONS, WHICH MAY DEVIATE FROM THE SPECIFICATIONS AND DESCRIPTIONS STATED HEREIN WITHOUT OBLIGATION TO CHANGE PREVIOUSLY MANUFACTURED PRODUCTS OR TO NOTE THE CHANGE. NOT DRAWN TO THE SCALE UNLESS OTHERWISE SPECIFIED.



Project:	Date: 2/20/024	Rev
	Dwg# 105F-D-CF	0