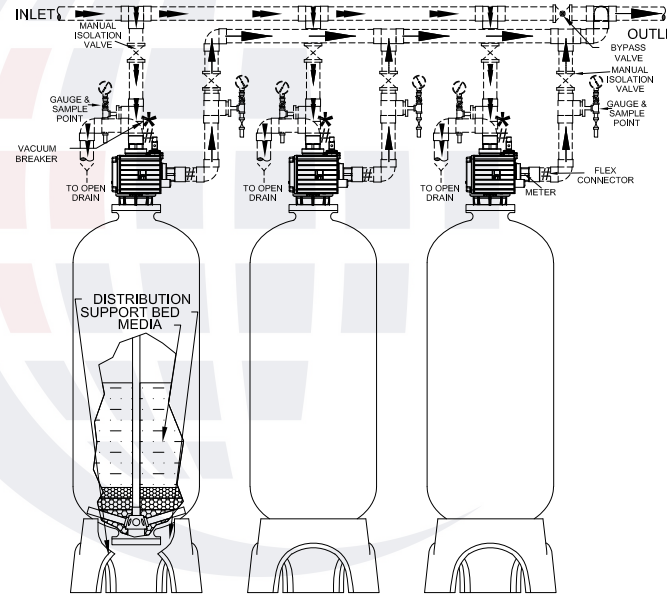


105MTS Triplex Series Model	Typical Service Flow Rate	Max Flow To Drain	Pipe Size		Media	Mineral Tank		Installation			Shipping Weight	Operating Weight
			Service	Drain	Per Tank	Diameter	Height	Height	Depth	Width		
			in	in	ft3	in	in	in	in	in		
			mm	mm	m3	mm	mm	mm	mm	mm		
105MTS BF14- 2"*	15	10	2"*	2"*	2.65	14	66	85	30	54	1,021	2,221
	0.95	0.63	51	51	0.08	356	1676	2159	762	1372	463	1,008
105MTS BF16- 2"*	21	15	2"*	2"*	3.5	16	66	85	31	60	1,289	2,789
	1.32	0.95	51	51	0.10	406	1676	2159	787	1524	585	1,265
105MTS BF18- 2"*	27	15	2"*	2"*	4.4	18	68	87	32	66	1,509	3,309
	1.70	0.95	51	51	0.12	457	1727	2210	813	1676	685	1,501
105MTS BF21- 2"*	36	25	2"*	2"*	6.0	21	68	87	34	75	1,827	4,227
	2.27	1.58	51	51	0.17	533	1727	2210	864	1905	829	1,918
105MTS BF24- 2"*	48	30	2"*	2"*	7.7	24	76	95	35	84	2,366	5,666
	3.03	1.89	51	51	0.22	610	1,829	2,159	762	2133.6	1,073	2,571
105MTS BF30- 2"*	75	50	2"*	2"*	12.5	30	81	100	38	102	3,185	7,985
	4.73	3.15	51	51	0.35	762	2,057	2,540	965	2,591	1,445	3,623
105MTS BF36- 2"*	105	70	2"*	2"*	17.6	36	85	104	42	120	4,376	11,276
	6.62	4.42	51	51	0.50	914	2,159	2,642	1,067	3,048	1,985	5,116

Service flow rate based on 5 usgpm/ft2. Hydrocharger (air induction) system, if required, sold separately.

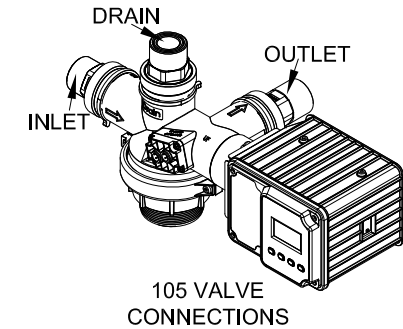
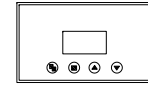
**LEGEND:**

- ⊠ ISOLATION VALVE
- ⊘ BYPASS VALVE
- ⊕ PRESSURE GAUGE & SAMPLE POINT
- ↓ OPEN DRAIN
- \* VACUUM BREAKER
- # FLEX CONNECTOR
- ▶ RAW WATER LINES
- ▶ FILTERED/SOFTENED WATER LINES
- ▶ WATER TO OPEN DRAIN
- ▶ TREATED WATER LINES
- ELECTRONIC BALL VALVE



RAW WATER REGENERATION PIPING SHOWN

**MAIN CONTROLLER**



105 VALVE CONNECTIONS

**NOTES:**

- FILTER(S) EQUIPPED WITH A 105 SERIES ELECTRONIC CONTROL VALVE.
- CALENDAR CLOCK INITIATED BACKWASH IS STANDARD.
- MULTI-TANK SYSTEMS ARE REGENERATED IN SERIES.
- 2" OR 1.5" NPT CONNECTIONS ARE INTERCHANGEABLE. STANDARD CONNECTION SIZE USED VARIES WITH FILTER DIAMETER.
- REQUIRES 120 VOLT, 1 PHASE, 60 Hz ELECTRICAL POWER.
- RECOMMENDED MINIMUM SYSTEM PRESSURE IS 40 PSI(275 kPa) & MAXIMUM SYSTEM PRESSURE IS 100 PSI (690 kPa).MAXIMUM TEMPERATURE IS 100°F (38°C)
- TANKS AND MEDIA ARE NSF APPROVED.
- TRIPOD TANKS TO BE SECURELY ATTACHED TO THE FLOOR.
- ALL EXTERNAL PIPING, FITTINGS, INTERCONNECTING PIPING, ISOLATION & SAMPLE VALVES AND GAUGES SHOWN BY BROKEN LINES ARE BY OTHERS
- DUE TO SLIGHT EXPANSION AND CONTRACTION OF MINERAL TANKS, PIPING MUST BE DESIGNED TO ALLOW SOME MOVEMENT AS WELL AS PROTECTED FROM VACUUM. FLEX CONNECTORS AND A VACUUM BREAKER MAY BE REQUIRED. FAILURE TO PROPERLY INSTALL THEM MAY VOID THE WARRANTY.

- SYSTEM MUST BE INSTALLED TO COMPLY WITH ALL FEDERAL, STATE, PROVINCIAL AND LOCAL CODES.
- FLOOR DRAINS MUST BE SIZED TO CARRY THE MAXIMUM LISTED FLOW TO DRAIN.
- REFER TO THE INSTALLATION AND OPERATION MANUAL FOR FURTHER DETAILS.
- MEDIA BED CONSISTS OF (FROM TOP TO BOTTOM)NSF APPROVED ANTRAFILT, FINE FILTER SAND FINE & COARSE GARNET ON A GRADED SUPPORT BED

Model: 105 MTS MM 30 - 2" TC000

**105 BIRM  
TRIPLEX FILTER**

THIS DOCUMENT CONTAINS INFORMATION WHICH IS PROPRIETARY TO CANATURE WATERGROUP. THE REPRODUCTION, TRANSFER, OR OTHER EXPLOITATION OF ANY INFORMATION CONTAINED HEREIN IS NOT PERMITTED WITHOUT PRIOR WRITTEN APPROVAL OF CANATURE WATERGROUP. THE MANUFACTURER RESERVES THE RIGHT TO MAKE PRODUCT REVISIONS, WHICH MAY DEVIATE FROM THE SPECIFICATIONS AND DESCRIPTIONS STATED HEREIN WITHOUT OBLIGATION TO CHANGE PREVIOUSLY MANUFACTURED PRODUCTS OR TO NOTE THE CHANGE. NOT DRAWN TO THE SCALE UNLESS OTHERWISE SPECIFIED.



Project:	Date: 2/20/024	Rev
	Dwg# 105F-T-BF	0