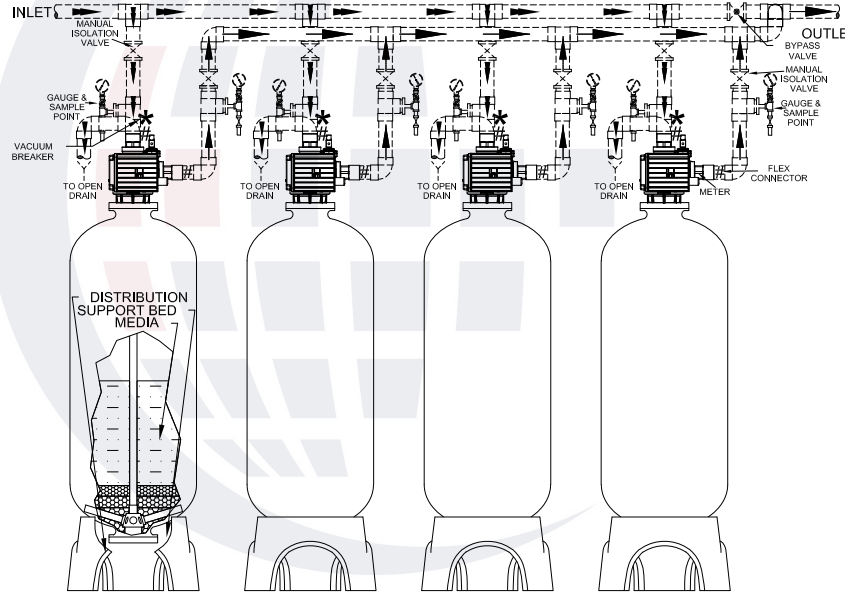


105MTS Quadplex Series Model	Typical Service Flow Rate	Max Flow To Drain	Pipe Size		Media Per Tank	Mineral Tank		Installation			Shipping Weight	Operating Weight					
			Service	Drain		Diameter	Height	Height	Depth	Width							
			USGPM	USGPM		in	in	ft3	in	in			in	in	in	lbs	lbs
			l/s	l/s		mm	mm	m3	mm	mm			mm	mm	mm	kg	kg
105MTS BF14-2"*	20	10	2"*	2"*	2.65	14	66	85	30	71	1,361	2,961					
	1.26	0.63	51	51	0.08	356	1676	2159	762	1803	618	1,344					
105MTS BF16-2"*	28	15	2"*	2"*	3.5	16	66	85	31	79	1,718	3,718					
	1.77	0.95	51	51	0.10	406	1676	2159	787	2007	780	1,687					
105MTS BF18-2"*	36	15	2"*	2"*	4.4	18	68	87	32	87	2,012	4,412					
	2.27	0.95	51	51	0.12	457	1727	2210	813	2210	913	2,002					
105MTS BF21-2"*	48	25	2"*	2"*	6.0	21	68	87	34	99	2,436	5,636					
	3.03	1.58	51	51	0.17	533	1727	2210	864	2515	1,105	2,557					
105MTS BF24-2"*	64	30	2"*	2"*	7.7	24	76	95	35	111	3,155	7,555					
	4.04	1.89	51	51	0.22	610	1,829	2,159	762	2819.4	1,431	3,428					
105MTS BF30-2"*	100	50	2"*	2"*	12.5	30	81	100	38	135	4,247	10,647					
	6.31	3.15	51	51	0.35	762	2,057	2,540	965	3,429	1,927	4,831					
105MTS BF36-2"*	140	70	2"*	2"*	17.6	36	85	104	42	159	5,834	15,034					
	8.83	4.42	51	51	0.50	914	2,159	2,642	1,067	4,039	2,647	6,821					

Service flow rate based on 5 usgpm/ft2. Hydrocharger (air induction) system, if required, sold separately.

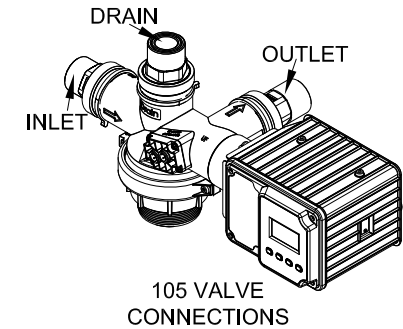
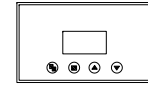
**LEGEND:**

- ⊗ ISOLATION VALVE
- ⊗ BYPASS VALVE
- ⊗ PRESSURE GAUGE & SAMPLE POINT
- ↓ OPEN DRAIN
- \* VACUUM BREAKER
- # FLEX CONNECTOR
- ▶ RAW WATER LINES
- ▶ FILTERED/SOFTENED WATER LINES
- ▶ WATER TO OPEN DRAIN
- ▶ TREATED WATER LINES
- ELECTRONIC BALL VALVE



RAW WATER REGENERATION PIPING SHOWN

**MAIN CONTROLLER**



105 VALVE CONNECTIONS

**NOTES:**

- FILTER(S) EQUIPPED WITH A 105 SERIES ELECTRONIC CONTROL VALVE.
- CALENDAR CLOCK INITIATED BACKWASH IS STANDARD.
- MULTI-TANK SYSTEMS ARE REGENERATED IN SERIES.
- 2" OR 1.5" NPT CONNECTIONS ARE INTERCHANGEABLE. STANDARD CONNECTION SIZE USED VARIES WITH FILTER DIAMETER.
- REQUIRES 120 VOLT, 1 PHASE, 60 Hz ELECTRICAL POWER.
- RECOMMENDED MINIMUM SYSTEM PRESSURE IS 40 PSI(275 kPa) & MAXIMUM SYSTEM PRESSURE IS 100 PSI (690 kPa). MAXIMUM TEMPERATURE IS 100°F (38°C)
- TANKS AND MEDIA ARE NSF APPROVED.
- TRIPOD TANKS TO BE SECURELY ATTACHED TO THE FLOOR.
- ALL EXTERNAL PIPING, FITTINGS, INTERCONNECTING PIPING, ISOLATION & SAMPLE VALVES AND GAUGES SHOWN BY BROKEN LINES ARE BY OTHERS
- DUE TO SLIGHT EXPANSION AND CONTRACTION OF MINERAL TANKS, PIPING MUST BE DESIGNED TO ALLOW SOME MOVEMENT AS WELL AS PROTECTED FROM VACUUM. FLEX CONNECTORS AND A VACUUM BREAKER MAY BE REQUIRED. FAILURE TO PROPERLY INSTALL THEM MAY VOID THE WARRANTY.

- SYSTEM MUST BE INSTALLED TO COMPLY WITH ALL FEDERAL, STATE, PROVINCIAL AND LOCAL CODES.
- FLOOR DRAINS MUST BE SIZED TO CARRY THE MAXIMUM LISTED FLOW TO DRAIN.
- REFER TO THE INSTALLATION AND OPERATION MANUAL FOR FURTHER DETAILS.
- MEDIA BED CONSISTS OF (FROM TOP TO BOTTOM) NSF APPROVED ANTRAFILT, FINE FILTER SAND FINE & COARSE GARNET ON A GRADED SUPPORT BED

Model: 105 MTS MM 14 - 2" QC000

**105 BIRM QUADPLEX FILTER**

THIS DOCUMENT CONTAINS INFORMATION WHICH IS PROPRIETARY TO CANATURE WATERGROUP. THE REPRODUCTION, TRANSFER, OR OTHER EXPLOITATION OF ANY INFORMATION CONTAINED HEREIN IS NOT PERMITTED WITHOUT PRIOR WRITTEN APPROVAL OF CANATURE WATERGROUP. THE MANUFACTURER RESERVES THE RIGHT TO MAKE PRODUCT REVISIONS, WHICH MAY DEVIATE FROM THE SPECIFICATIONS AND DESCRIPTIONS STATED HEREIN WITHOUT OBLIGATION TO CHANGE PREVIOUSLY MANUFACTURED PRODUCTS OR TO NOTE THE CHANGE. NOT DRAWN TO THE SCALE UNLESS OTHERWISE SPECIFIED.



Project:	Date: 2/20/024	Rev
	Dwg# 105F-Q-BF	0