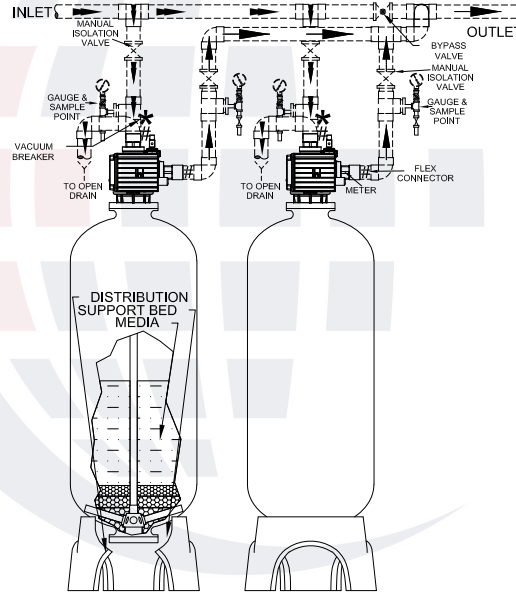


| 105MTS Duplex Series Model | Typical | RO | Free Chlorine | Max Flow To Drain | Pipe Size | | Media | Mineral Tank | | Installation | | | Shipping Weight | Operating Weight |
|----------------------------|-------------------|-------|---------------|-------------------|-----------|-------|----------|--------------|--------|--------------|-------|--------|-----------------|------------------|
| | Service Flow Rate | | | | Service | Drain | Per Tank | Diameter | Height | Height | Depth | Width | | |
| | USGPM | USGPM | USGPM | USGPM | in | in | ft3 | in | in | in | in | in | lbs | lbs |
| | l/s | l/s | l/s | l/s | mm | mm | m3 | mm | mm | mm | mm | mm | kg | kg |
| 105MTS AC14- 2"* | 12 | 6 | 22 | 9.5 | 2"* | 2"* | 2.65 | 14 | 66 | 85 | 30 | 37 | 608 | 1,408 |
| | 0.76 | 0.38 | 1.39 | 0.60 | 51 | 51 | 0.08 | 356 | 1676 | 2159 | 762 | 940 | 276 | 639 |
| 105MTS AC16- 2"* | 16 | 8 | 28 | 15 | 2"* | 2"* | 3.5 | 16 | 66 | 85 | 31 | 41 | 767 | 1,767 |
| | 1.01 | 0.50 | 1.77 | 0.95 | 51 | 51 | 0.10 | 406 | 1676 | 2159 | 787 | 1041 | 348 | 802 |
| 105MTS AC18- 2"* | 20 | 10 | 36 | 20 | 2"* | 2"* | 4.4 | 18 | 68 | 87 | 32 | 45 | 888 | 2,088 |
| | 1.26 | 0.63 | 2.27 | 1.26 | 51 | 51 | 0.12 | 457 | 1727 | 2210 | 813 | 1143 | 403 | 947 |
| 105MTS AC21- 2"* | 28 | 14 | 48 | 24 | 2"* | 2"* | 6.0 | 21 | 68 | 87 | 34 | 51 | 1,061 | 2,661 |
| | 1.77 | 0.88 | 3.03 | 1.51 | 51 | 51 | 0.17 | 533 | 1727 | 2210 | 864 | 1295 | 481 | 1,207 |
| 105MTS AC24- 2"* | 38 | 16 | 62 | 30 | 2"* | 2"* | 7.7 | 24 | 76 | 95 | 35 | 57 | 1,367 | 3,567 |
| | 2.40 | 1.01 | 3.91 | 1.89 | 51 | 51 | 0.22 | 610 | 1,829 | 2,159 | 762 | 1447.8 | 620 | 1,619 |
| 105MTS AC30- 2"* | 58 | 24 | 98 | 51 | 2"* | 2"* | 12.5 | 30 | 81 | 100 | 38 | 69 | 1,795 | 4,995 |
| | 3.66 | 1.51 | 6.18 | 3.22 | 51 | 51 | 0.35 | 762 | 2,057 | 2,540 | 965 | 1,753 | 815 | 2,266 |
| 105MTS AC36- 2"* | 84 | 36 | 142 | 70 | 2"* | 2"* | 17.6 | 36 | 85 | 104 | 42 | 81 | 2,455 | 7,055 |
| | 5.30 | 2.27 | 8.96 | 4.42 | 51 | 51 | 0.50 | 914 | 2,159 | 2,642 | 1,067 | 2,057 | 1,114 | 3,201 |

Typical service based on 6 usgpm/ft2, RO pretreat based on 2.5 usgpm/ft2 & Free Chlorine removal based on 10 usgpm/ft2

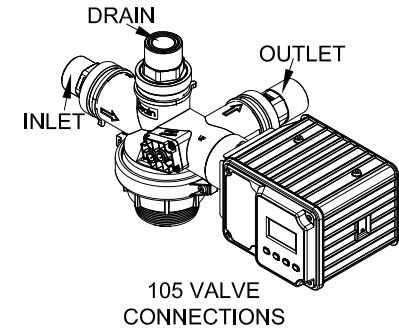
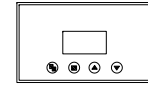
LEGEND:

- ⊗ ISOLATION VALVE
- ⊗ BYPASS VALVE
- ⊗ PRESSURE GAUGE & SAMPLE POINT
- ↓ OPEN DRAIN
- * VACUUM BREAKER
- # FLEX CONNECTOR
- ▬ RAW WATER LINES
- ▬ FILTERED/SOFTENED WATER LINES
- ▬ WATER TO OPEN DRAIN
- ▬ TREATED WATER LINES
- ELECTRONIC BALL VALVE



RAW WATER REGENERATION PIPING SHOWN

MAIN CONTROLLER



105 VALVE CONNECTIONS

NOTES:

- FILTER(S) EQUIPPED WITH A 105 SERIES ELECTRONIC CONTROL VALVE.
- CALENDAR CLOCK INITIATED BACKWASH IS STANDARD.
- MULTI-TANK SYSTEMS ARE REGENERATED IN SERIES.
- 2" OR 1.5" NPT CONNECTIONS ARE INTERCHANGEABLE. STANDARD CONNECTION SIZE USED VARIES WITH FILTER DIAMETER.
- REQUIRES 120 VOLT, 1 PHASE, 60 Hz ELECTRICAL POWER.
- RECOMMENDED MINIMUM SYSTEM PRESSURE IS 40 PSI(275 kPa) & MAXIMUM SYSTEM PRESSURE IS 100 PSI (690 kPa).MAXIMUM TEMPERATURE IS 100°F (38°C)
- TANKS AND MEDIA ARE NSF APPROVED.
- TRIPOD TANKS TO BE SECURELY ATTACHED TO THE FLOOR.
- ALL EXTERNAL PIPING, FITTINGS, INTERCONNECTING PIPING, ISOLATION & SAMPLE VALVES AND GAUGES SHOWN BY BROKEN LINES ARE BY OTHERS
- DUE TO SLIGHT EXPANSION AND CONTRACTION OF MINERAL TANKS, PIPING MUST BE DESIGNED TO ALLOW SOME MOVEMENT AS WELL AS PROTECTED FROM VACUUM. FLEX CONNECTORS AND A VACUUM BREAKER MAY BE REQUIRED. FAILURE TO PROPERLY INSTALL THEM MAY VOID THE WARRANTY.

- SYSTEM MUST BE INSTALLED TO COMPLY WITH ALL FEDERAL, STATE, PROVINCIAL AND LOCAL CODES.
- FLOOR DRAINS MUST BE SIZED TO CARRY THE MAXIMUM LISTED FLOW TO DRAIN.
- REFER TO THE INSTALLATION AND OPERATION MANUAL FOR FURTHER DETAILS.
- MEDIA BED CONSISTS OF (FROM TOP TO BOTTOM)NSF APPROVED ANTRAFILT, FINE FILTER SAND FINE & COARSE GARNET ON A GRADED SUPPORT BED

105 ACTIVATED CARBON DUPLEX FILTER

THIS DOCUMENT CONTAINS INFORMATION WHICH IS PROPRIETARY TO CANATURE WATERGROUP. THE REPRODUCTION, TRANSFER, OR OTHER EXPLOITATION OF ANY INFORMATION CONTAINED HEREIN IS NOT PERMITTED WITHOUT PRIOR WRITTEN APPROVAL OF CANATURE WATERGROUP. THE MANUFACTURER RESERVES THE RIGHT TO MAKE PRODUCT REVISIONS, WHICH MAY DEVIATE FROM THE SPECIFICATIONS AND DESCRIPTIONS STATED HEREIN WITHOUT OBLIGATION TO CHANGE PREVIOUSLY MANUFACTURED PRODUCTS OR TO NOTE THE CHANGE. NOT DRAWN TO THE SCALE UNLESS OTHERWISE SPECIFIED.



| | | |
|----------|----------------|-----|
| Project: | Date: 2/20/024 | Rev |
| | Dwg# 105F-D-AC | 0 |