


How to read your TeachFX class report

Sample Class



Student Participation Goal: 40%

Wed 3/21/18 11:57 AM 40 min

Teacher Talk	47.8%
Student Talk	47.2%
Silence	4.9%

How to read this report

All right. Good morning. Everybody Welcome.

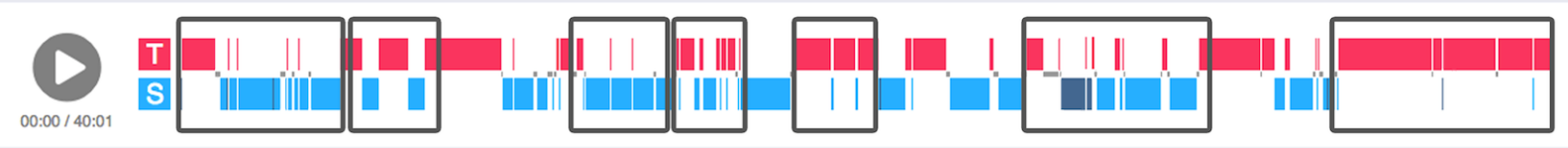
Teacher

Multiple Voices

Uh, I looked at this yesterday. I said well if you're a Jetta doesn't fit on the screen. It must be too big. It's not really that big. I think we'll be fine. We'll see um has some Adventures for today. Uh, so I wanted to start with with a thought for the day instead of a puzzle for the day. Um, and this is a quote actually from Seymour sarason never heard of the Seymour sarason. He's maybe one of the most important. Um, I don't know if I should call him a philosopher but I think Ur about education in the 20th century, um, he was extremely influential and people quote him all the time. So here's one of his quotations. Nobody would

Teacher

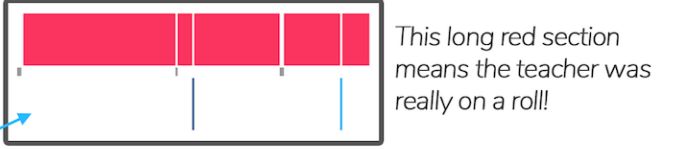
Comments & Notes



You can use your TeachFX class report to get quick, actionable feedback on your teaching. Let's look at the Sample Class above and highlight some simple ways you can interpret the data:

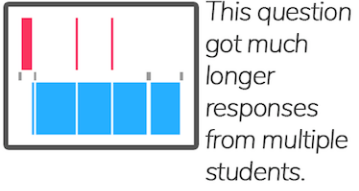
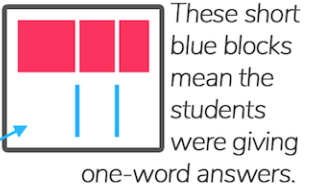
Teacher Talk

Look for sections with large blocks of red. That means the teacher spoke for several minutes straight without any questions or participation from the students. (Don't worry, we've all been there!) Listen back and think about ways you could get your students more involved.



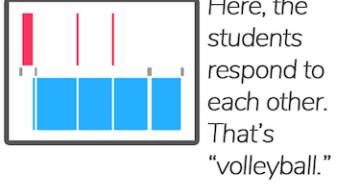
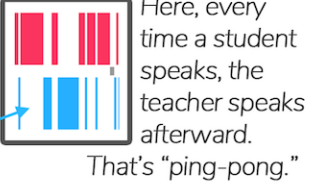
Open-Ended Questioning

See if you're asking open-ended questions that get lengthy responses (long blocks of light blue) or closed questions that discourage dialogue (shorter blocks).



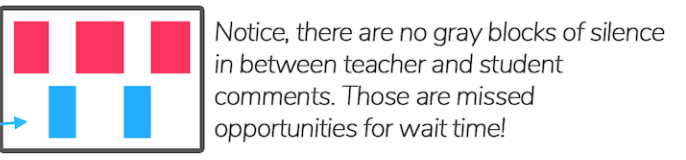
Ping-Pong vs. Volleyball

Are students responding to each other's comments (a "volleyball" style conversation), or is the teacher responding to every student's comment ("ping-pong" style)? Look for multiple blocks of light blue in a row to see if you're creating higher-level discourse.



Wait Time

The small gray blocks show you all the times you used wait time effectively...and the lack of a gray block shows when you didn't.



Lesson Design

Take a step back. Does your overall class report match your lesson plan? If you planned a discussion, how involved were your students? If you planned a think-pair-share, did all the elements show up in your report?



These are just a few quick examples; you can learn more in the [Teacher's Lounge](#) section of our website. And remember, you can always listen back to a section if you want to dig in deeper. Happy TeachFXing!

