

Parent On-Line Access

Building secretaries will enter your child(ren)'s student demographics from registration paperwork into the current school year student JMC database.

Fall Registration will not be available until mid to late July and parents will be notified when registration is open.

JMC Online Parent Portal Guide

By using a web browser, parents can log into JMC's Online Parent to view data for their children. Please note that your school may not use all of the features below. The link to Online Parent (sometimes referred to as the Parent Portal) will be provided by your school. When you click on the link it will bring you to a page like the one below.

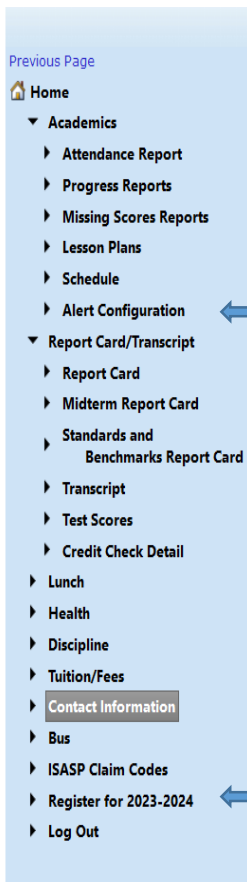
2024-2025 school year will not be available until parents are notified mid to late July 2024.

****Be sure to choose 2024-2025 School Year before you log in****

Enter your username in this field. Your Username is your last name as the school has listed in your parent contacts.

Enter your password in this field. Your Password is what you set up with the school. Contact your school building if you do not remember your password. (The first time you register your child(ren) the school asks parents what they want their Online Parent Access Password to be.

Click the "Login" button.



After you have logged, you will see the menu items below on the left side
Click on the item you wish to view

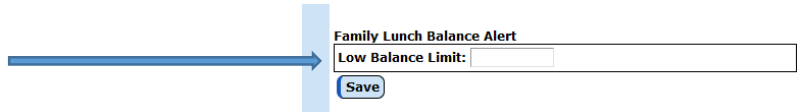
See the "Alert Configuration" guide on the next page

Register for School – Student registration instructions are sent to parents mid to late July

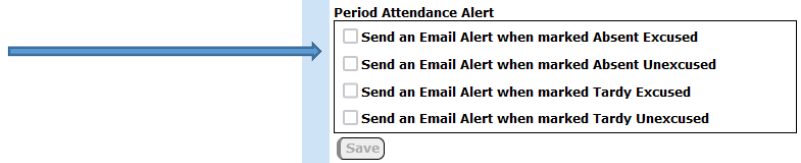
Alert Configuration

When you click on the “Alert configuration” link you will see a page like the one below.

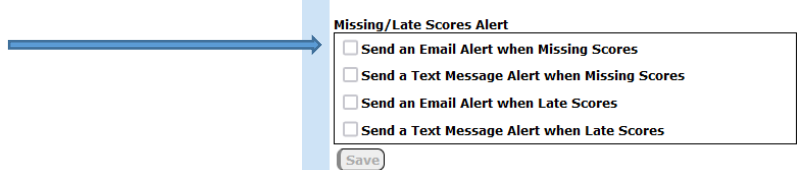
Set a **Low Balance Limit** in this field and you will receive a daily email if your lunch account falls below this limit.



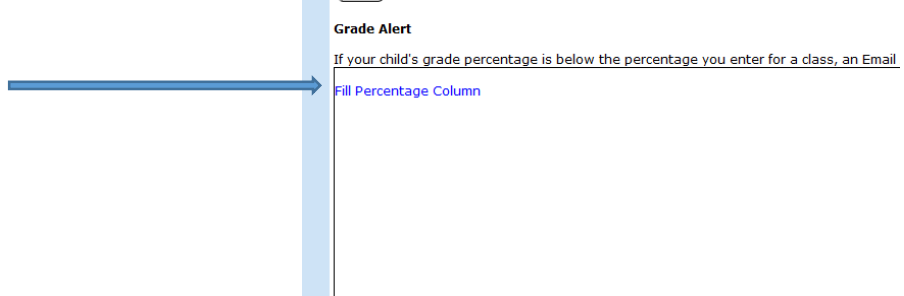
Check these boxes to receive an email when your student is marked absent or tardy



Check these boxes if you want to receive An email or text when your student is Missing an assignment.



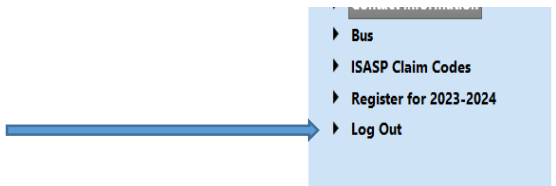
Fill in a percentage in this box for each course. If your student falls below the percentage in that course an email will be sent to you.



In this area, on the top left corner of the screen, click on a student's name and it will show you all of your students so you can choose the one you want to view information for.



To log out of Online Parent click the “Log Out” link on the lower left corner



The school utilizes the JMC Student database email system for notifications/grades/progress reports/lunch, etc.

The system also has the capability to send notifications via text – standard text message and data carrier rates may apply.

Parents are notified by the school through the notification system sometime mid to end of July when on-line registration is open for school in the fall.

Examples of information needed for school registration:

Emergency contacts, Health/Medication/Doctor information, permissions for nurse to share information with child's teacher, publishing child's work or picture on website/local newspaper, social media, field trips, internet usage, and other building specific information.

When you are finished – you will be asked to type in Parent/Guardian ELECTRONIC SIGNATURE NAME and DATE for the current school year to verify information given for your student.