# Shifter Apartment - Find, Rent & Manage

Discover And Rent Apartments Effortlessly With Shifter Apartment. Browse Verified Listings, Schedule Visits, And Manage Rentals All In One Place. Designed For Tenants And Property Owners Seeking Convenience And Control. Experience Smarter Living - Anytime, Anywhere, With Shifter Apartment.

Tools Used

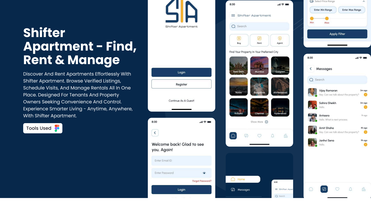


## Project Overview

Shifter Apartment is a Website And Mobile App For Effortless Apartment Rentals. It Connects Tenants And Property Owners Directly, Removing Broker Hassles And Costs. Users Can Browse Verified Listings, Schedule Visits, And Manage Rentals In One Place. The Platform Ensures Transparency, Convenience, And Control For Smarter Urban Living. Accessible Anytime, Anywhere, It Simplifies The Rental Journey End To End.

## The problem statement

Finding And Renting Apartments Is Often Stressful Due To Unverified Listings, High Broker Fees, And Lack Of Transparency. Tenants Struggle With Trust And Convenience, While Property Owners Face Difficulties In Reaching Genuine Renters. There Is A Need For A Reliable, Cost-Effective, And Transparent Platform To Bridge This Gap.

## User problems

- High Broker Fees.
- Fake Or Outdated Listings.
- Time-Consuming Searches.
- Hidden Costs And Unclear Terms.
- Hard For Owners To Reach Tenants.
- Difficult Visit Scheduling.
- Poor Tenant-Owner Communication.
- Scattered Rental Documents/Payments.
- Limited Remote Exploration.
- Fear Of Scams And Fraud.

## Design Process

The Design Process Begins With User Research To Identify Pain Points And Needs. Insights Are Translated Into Wireframes And Prototypes For Testing Usability And Flow. Feedback-Driven Iterations Ensure A User-Friendly, Transparent, And Engaging Experience. Finally, UI Design And Development Bring The Product To Life With A Clean, Intuitive Interface.

## The problem statement

Finding And Renting Apartments Is Often Stressful Due To Unverified Listings, High Broker Fees, And Lack Of Transparency. Tenants Struggle With Trust And Convenience, While Property Owners Face Difficulties In Reaching Genuine Renters. There Is A Need For A Reliable, Cost-Effective, And Transparent Platform To Bridge This Gap.

## Design Process

The Design Process Begins With User Research To Identify Pain Points And Needs. Insights Are Translated Into Wireframes And Prototypes For Testing Usability And Flow. Feedback-Driven Iterations Ensure A User-Friendly, Transparent, And Engaging Experience. Finally, UI Design And Development Bring The Product To Life With A Clean, Intuitive Interface.

**Understand**
User Research
User Interview
Competitive Analysis

**Define**
User Personas
Empathy Map
User Journey

**Ideate**
User Flow
Information Architecture

**Sketching**
Rough Draw
For Reference

**Design**
Wireframe
Hi-Fi Designs
Prototype

**Test**
Feedbacks
Conclusion
Future Concept

## Design Timeline

| 1st week | 2nd week | 3rd week | 4th week | 5th week | 6th week | 7th week |
|---|---|---|---|---|---|---|
| Understand | | | | | | |
| | Define | | | | | |
| | | Ideate | | | | |
| | | | Sketching | | | |
| | | | | Design | | |
| | | | | | Test | |

## Visual Designs - Mobile App

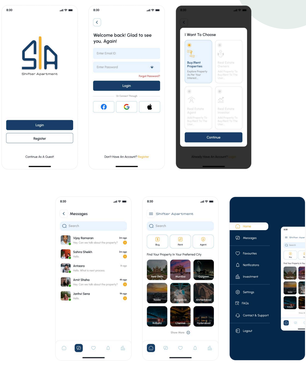


## Visual Designs - Website

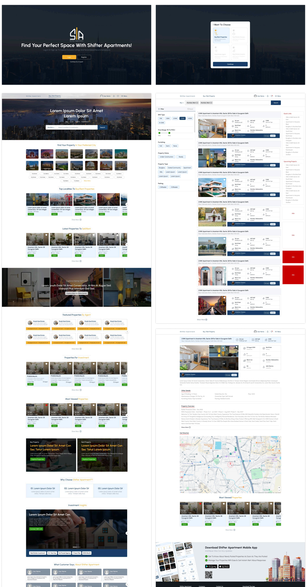

# Thank you for viewing

Reach out via email: info@shiftertech.com