ALPHA ROBOTICS

# DOUBLE LINEAR ROBOT



# ALD

## DOUBLE LINEAR ROBOT

STD PRO GRAM mm mm/s kg CE




ALD180-S 50.1

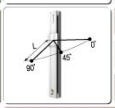
ALD230-S 51.1

ALD180-H 52.1

ALD230-H 53.1


| Model / Peak Force | ALD180-1S1 A008 86N | ALD180-1S2 A008 86N | ALD180-1S1 A012 125N | ALD180-1S2 A012 125N | ALD180-1S1 A022 220N | ALD180-1S2 A022 220N | ALD180-1S1 A044 440N | ALD180-1S2 A044 440N |
|---|---|---|---|---|---|---|---|---|

| Specification | Unit | Data |
|---|---|---|
| ALD180-1S1-A008 | | ALD180-2S1-A008 |
|  | |  |
| Rated Force | N | 25 |
| Peak Force | N | 86 |
| Resolution | ㎛ | Note1 0.1 ~ 40 |
| Max. Speed | mm/sec | Note2 2500 |
| Max. Stroke | mm | 2500 |
| Max. Load | kgf | Note3 30 |
| LM Guide | - | NO 20, 2Rail 4Block |

| Specification | | Unit | Data | | | |
|---|---|---|---|---|---|---|
| Acceleration | | G | 0.3 | 0.5 | 0.7 | 1.0 |
| Load | | kgf | 7 | 3 | 1 | - |
| Allowable Overhang Distance - mm | Horizontal Use  | 0° | 1000 | 1000 | 1000 | - |
| | | 45° | 1000 | 1000 | 1000 | - |
| | | 90° | 1000 | 1000 | 1000 | - |
| | Wall Installation Use  | 0° | 1000 | 1000 | 1000 | - |
| | | 45° | 1000 | 1000 | 1000 | - |
| | | 90° | 1000 | 1000 | 1000 | - |
| | Note4 Vertical Use  | 0° | 1000 | 1000 | 1000 | - |
| | | 45° | 1000 | 1000 | 1000 | - |
| | | 90° | 1000 | 1000 | 1000 | - |
| Note5 | Estimated Condition | | Max Speed : 2000 mm/sec<br>Waiting Time : 0 sec | | Life Time : 15000 hr<br>Stroke : 2000 mm | |


## ALD180-1S1

* All dimensions in mm




## ALD180-2S1

* All dimensions in mm




| Model \ Stroke | Units | 500 | 1000 | 1500 | 2000 | 3000 | Offset(100) |
|---|---|---|---|---|---|---|---|
| ALD180-1S1-A008 | kgf | 41.24 | 57.98 | 74.71 | 91.45 | 124.91 | (3.35) |
| ALD180-2S1-A008 | kgf | 57.84 | 74.58 | 91.31 | 108.04 | 141.51 | (3.35) |

CAUTION

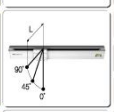
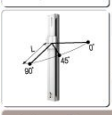
Please be careful of surrounding interference when it is returning to origin because of the slide moves to ME.
ME : Mechanical End
SE : Stroke End

Apply 'B' value, in case of 'A' value is below of 80

NOTE1 It is differed by the drive specification, the maximum speed and using conditions.
NOTE2 In case of the short stroke, it may not be reached at maximum speed.
NOTE3 It is differed by an operating conditions.
NOTE4 Please discuss with our company when Vertical Use is applied.
NOTE5 When the robot collides with an excessive overhang setting, the robot may be subject to a large impact and damaged.


| Model / Peak Force | ALD180-1S1 A008 86N | ALD180-1S2 A008 86N | ALD180-1S1 A012 125N | ALD180-1S2 A012 125N | ALD180-1S1 A022 220N | ALD180-1S2 A022 220N | ALD180-1S1 A044 440N | ALD180-1S2 A044 440N |
|---|---|---|---|---|---|---|---|---|

| Specification | Unit | Data |
|---|---|---|
| ALD180-1S2-A008 | | ALD180-2S2-A008 |
|  | |  |
| Rated Force | N | 25 |
| Peak Force | N | 86 |
| Resolution | ㎛ | Note1 0.1 ~ 40 |
| Max. Speed | mm/sec | Note2 2500 |
| Max. Stroke | mm | 2500 |
| Max. Load | kgf | Note3 30 |
| LM Guide | - | NO 20, 2Rail 4Block |

| Specification | | Unit | Data | | | |
|---|---|---|---|---|---|---|
| Acceleration | | G | 0.3 | 0.5 | 0.7 | 1.0 |
| Load | | kgf | 7 | 3 | 1 | - |
| Allowable Overhang Distance - mm | Horizontal Use  | 0° | 1000 | 1000 | 1000 | - |
| | | 45° | 1000 | 1000 | 1000 | - |
| | | 90° | 1000 | 1000 | 1000 | - |
| | Wall Installation Use  | 0° | 1000 | 1000 | 1000 | - |
| | | 45° | 1000 | 1000 | 1000 | - |
| | | 90° | 1000 | 1000 | 1000 | - |
| | Note4 Vertical Use  | 0° | 1000 | 1000 | 1000 | - |
| | | 45° | 1000 | 1000 | 1000 | - |
| | | 90° | 1000 | 1000 | 1000 | - |
| Note5 | Estimated Condition | | Max Speed : 2000 mm/sec<br>Waiting Time : 0 sec | | Life Time : 15000 hr<br>Stroke : 2000 mm | |


## ALD180-1S2

* All dimensions in mm




## ALD180-2S2

* All dimensions in mm




| Model \ Stroke | Units | 500 | 1000 | 1500 | 2000 | 3000 | Offset(100) |
|---|---|---|---|---|---|---|---|
| ALD180-1S2-A008 | kgf | 41.24 | 57.98 | 74.71 | 91.45 | 124.91 | (3.35) |
| ALD180-2S2-A008 | kgf | 57.84 | 74.58 | 91.31 | 108.04 | 141.51 | (3.35) |

CAUTION

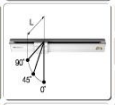
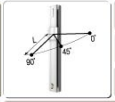
Please be careful of surrounding interference when it is returning to origin because of the slide moves to ME.
ME : Mechanical End
SE : Stroke End

Apply 'B' value, in case of 'A' value is below of 80

NOTE1 It is differed by the drive specification, the maximum speed and using conditions.
NOTE2 In case of the short stroke, it may not be reached at maximum speed.
NOTE3 It is differed by an operating conditions.
NOTE4 Please discuss with our company when Vertical Use is applied.
NOTE5 When the robot collides with an excessive overhang setting, the robot may be subject to a large impact and damaged.


| Model / Peak Force | ALD180-1S1 A008 86N | ALD180-1S2 A008 86N | ALD180-1S1 A012 125N | ALD180-1S2 A012 125N | ALD180-1S1 A022 220N | ALD180-1S2 A022 220N | ALD180-1S1 A044 440N | ALD180-1S2 A044 440N |
|---|---|---|---|---|---|---|---|---|

| Specification | Unit | Data |
|---|---|---|
| ALD180-1S1-A012  | | ALD180-2S1-A012  |
| Rated Force | N | 40 |
| Peak Force | N | 125 |
| Resolution | ㎛ | Note1 0.1 ~ 40 |
| Max. Speed | mm/sec | Note2 2500 |
| Max. Stroke | mm | 2500 |
| Max. Load | kgf | Note3 56 |
| LM Guide | - | NO 20, 2Rail 4Block |

| Specification | | | Unit | Data | | | |
|---|---|---|---|---|---|---|---|
| Acceleration | | | G | 0.3 | 0.5 | 0.7 | 1.0 |
| Load | | | kgf | 14 | 8 | 5 | 2 |
| Allowable Overhang Distance - mm | Horizontal Use |  | 0° | 1000 | 1000 | 1000 | 1000 |
| | | | 45° | 1000 | 1000 | 1000 | 1000 |
| | | | 90° | 1000 | 1000 | 1000 | 1000 |
| | Wall Installation Use |  | 0° | 1000 | 1000 | 1000 | 1000 |
| | | | 45° | 1000 | 1000 | 1000 | 1000 |
| | | | 90° | 885 | 1000 | 1000 | 1000 |
| | Note4 Vertical Use |  | 0° | 1000 | 1000 | 1000 | 1000 |
| | | | 45° | 770 | 1000 | 1000 | 1000 |
| | | | 90° | 1000 | 1000 | 1000 | 1000 |
| Note5 | Estimated Condition | | Max Speed : 2000 mm/sec<br>Waiting Time : 0 sec | | Life Time : 15000 hr<br>Stroke : 2000 mm | | |


## ALD180-1S1

* All dimensions in mm




## ALD180-2S1

* All dimensions in mm




| Model / Stroke | Units | 500 | 1000 | 1500 | 2000 | 3000 | Offset(100) |
|---|---|---|---|---|---|---|---|
| ALD180-1S1-A012 | kgf | 41.64 | 58.38 | 75.11 | 91.85 | 125.31 | (3.35) |
| ALD180-2S1-A012 | kgf | 58.64 | 75.38 | 92.11 | 108.84 | 142.31 | (3.35) |

CAUTION

Please be careful of surrounding interference when it is returning to origin because of the slide moves to ME.
ME : Mechanical End
SE : Stroke End

Apply 'B' value, in case of 'A' value is below of 80

NOTE1 It is differed by the drive specification, the maximum speed and using conditions.
NOTE2 In case of the short stroke, it may not be reached at maximum speed.
NOTE3 It is differed by an operating conditions.
NOTE4 Please discuss with our company when Vertical Use is applied.
NOTE5 When the robot collides with an excessive overhang setting, the robot may be subject to a large impact and damaged.


| Model / Peak Force | ALD180-1S1 A008 86N | ALD180-1S2 A008 86N | ALD180-1S1 A012 125N | ALD180-1S2 A012 125N | ALD180-1S1 A022 220N | ALD180-1S2 A022 220N | ALD180-1S1 A044 440N | ALD180-1S2 A044 440N |
|---|---|---|---|---|---|---|---|---|

| Specification | Unit | Data |
|---|---|---|
| ALD180-1S2-A012 | | ALD180-2S2-A012 |
|  | |  |
| Rated Force | N | 40 |
| Peak Force | N | 125 |
| Resolution | ㎛ | Note1 0.1 ~ 40 |
| Max. Speed | mm/sec | Note2 2500 |
| Max. Stroke | mm | 2500 |
| Max. Load | kgf | Note3 56 |
| LM Guide | - | NO 20, 2Rail 4Block |

| Specification | | Unit | Data | | | |
|---|---|---|---|---|---|---|
| Acceleration | | G | 0.3 | 0.5 | 0.7 | 1.0 |
| Load | | kgf | 14 | 8 | 5 | 2 |
| Allowable Overhang Distance - mm | Horizontal Use | 0° | 1000 | 1000 | 1000 | 1000 |
| | | 45° | 1000 | 1000 | 1000 | 1000 |
| | | 90° | 1000 | 1000 | 1000 | 1000 |
| | Wall Installation Use | 0° | 1000 | 1000 | 1000 | 1000 |
| | | 45° | 1000 | 1000 | 1000 | 1000 |
| | | 90° | 885 | 1000 | 1000 | 1000 |
| | Note4 Vertical Use | 0° | 1000 | 1000 | 1000 | 1000 |
| | | 45° | 770 | 1000 | 1000 | 1000 |
| | | 90° | 1000 | 1000 | 1000 | 1000 |
| Note5 | Estimated Condition | Max Speed : 2000 mm/sec<br>Waiting Time : 0 sec | | Life Time : 15000 hr<br>Stroke : 2000 mm | | |


## ALD180-1S2

* All dimensions in mm




## ALD180-2S2

* All dimensions in mm




| Model \ Stroke | Units | 500 | 1000 | 1500 | 2000 | 3000 | Offset(100) |
|---|---|---|---|---|---|---|---|
| ALD180-1S2-A012 | kgf | 41.64 | 58.38 | 75.11 | 91.85 | 125.31 | (3.35) |
| ALD180-2S2-A012 | kgf | 58.64 | 75.38 | 92.11 | 108.84 | 142.31 | (3.35) |

CAUTION

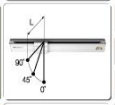
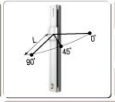
Please be careful of surrounding interference when it is returning to origin because of the slide moves to ME.
ME : Mechanical End
SE : Stroke End

Apply 'B' value, in case of 'A' value is below of 80

NOTE1 It is differed by the drive specification, the maximum speed and using conditions.
NOTE2 In case of the short stroke, it may not be reached at maximum speed.
NOTE3 It is differed by an operating conditions.
NOTE4 Please discuss with our company when Vertical Use is applied.
NOTE5 When the robot collides with an excessive overhang setting, the robot may be subject to a large impact and damaged.


| Model / Peak Force | ALD180-1S1 A008 86N | ALD180-1S2 A008 86N | ALD180-1S1 A012 125N | ALD180-1S2 A012 125N | ALD180-1S1 A022 220N | ALD180-1S2 A022 220N | ALD180-1S1 A044 440N | ALD180-1S2 A044 440N |
|---|---|---|---|---|---|---|---|---|

| Specification | Unit | Data |
|---|---|---|
| ALD180-1S1-A022 | | ALD180-2S1-A022 |
|  | |  |
| Rated Force | N | 80 |
| Peak Force | N | 220 |
| Resolution | ㎛ | Note1 0.1 ~ 40 |
| Max. Speed | mm/sec | Note2 2500 |
| Max. Stroke | mm | 2500 |
| Max. Load | kgf | Note3 100 |
| LM Guide | - | NO 20, 2Rail 4Block |

| Specification | | Unit | Data | | | |
|---|---|---|---|---|---|---|
| Acceleration | | G | 0.3 | 0.5 | 0.7 | 1.0 |
| Load | | kgf | 32 | 19 | 13 | 8 |
| Allowable Overhang Distance - mm | Horizontal Use  | 0° | 690 | 1000 | 1000 | 1000 |
| | | 45° | 650 | 980 | 1000 | 1000 |
| | | 90° | 1000 | 1000 | 1000 | 1000 |
| | Wall Installation Use  | 0° | 585 | 930 | 1000 | 1000 |
| | | 45° | 840 | 1000 | 1000 | 1000 |
| | | 90° | 345 | 540 | 735 | 1000 |
| | Note4 Vertical Use  | 0° | 630 | 965 | 1000 | 1000 |
| | | 45° | 315 | 485 | 660 | 1000 |
| | | 90° | 630 | 970 | 1000 | 1000 |
| Note5 | Estimated Condition | | Max Speed : 2000 mm/sec Life Time : 15000 hr<br>Waiting Time : 0 sec Stroke : 2000 mm | | | |


## ALD180-1S1

* All dimensions in mm




## ALD180-2S1

* All dimensions in mm




| Model \ Stroke | Units | 500 | 1000 | 1500 | 2000 | 3000 | Offset(100) |
|---|---|---|---|---|---|---|---|
| ALD180-1S1-A022 | kgf | 43.38 | 60.56 | 77.75 | 94.93 | 129.30 | (3.44) |
| ALD180-2S1-A022 | kgf | 61.57 | 78.76 | 95.94 | 113.13 | 147.49 | (3.44) |

CAUTION

Please be careful of surrounding interference when it is returning to origin because of the slide moves to ME.
ME : Mechanical End
SE : Stroke End

Apply 'B' value, in case of 'A' value is below of 80

NOTE1 It is differed by the drive specification, the maximum speed and using conditions.
NOTE2 In case of the short stroke, it may not be reached at maximum speed.
NOTE3 It is differed by an operating conditions.
NOTE4 Please discuss with our company when Vertical Use is applied.
NOTE5 When the robot collides with an excessive overhang setting, the robot may be subject to a large impact and damaged.

| Model / Peak Force | ALD180-1S1 A008 86N | ALD180-1S2 A008 86N | ALD180-1S1 A012 125N | ALD180-1S2 A012 125N | ALD180-1S1 A022 220N | ALD180-1S2 A022 220N | ALD180-1S1 A044 440N | ALD180-1S2 A044 440N |
|---|---|---|---|---|---|---|---|---|

| Specification | Unit | Data |
|---|---|---|
| ALD180-1S2-A022 | | ALD180-2S2-A022 |
|  | |  |
| Rated Force | N | 80 |
| Peak Force | N | 220 |
| Resolution | ㎛ | Note1 0.1 ~ 40 |
| Max. Speed | mm/sec | Note2 2500 |
| Max. Stroke | mm | 2500 |
| Max. Load | kgf | Note3 100 |
| LM Guide | - | NO 20, 2Rail 4Block |

| Specification | | Unit | Data | | | |
|---|---|---|---|---|---|---|
| Acceleration | | G | 0.3 | 0.5 | 0.7 | 1.0 |
| Load | | kgf | 32 | 19 | 13 | 8 |
| Allowable Overhang Distance - mm | Horizontal Use | 0° | 690 | 1000 | 1000 | 1000 |
| | | 45° | 650 | 980 | 1000 | 1000 |
| | | 90° | 1000 | 1000 | 1000 | 1000 |
| | Wall Installation Use | 0° | 585 | 930 | 1000 | 1000 |
| | | 45° | 840 | 1000 | 1000 | 1000 |
| | | 90° | 345 | 540 | 735 | 1000 |
| | Note4 Vertical Use | 0° | 630 | 965 | 1000 | 1000 |
| | | 45° | 315 | 485 | 660 | 1000 |
| | | 90° | 630 | 970 | 1000 | 1000 |
| Note5 | Estimated Condition | Max Speed : 2000 mm/sec Waiting Time : 0 sec | | Life Time : 15000 hr Stroke : 2000 mm | | |


## ALD180-1S2

* All dimensions in mm




## ALD180-2S2

* All dimensions in mm




| Model / Stroke | Units | 500 | 1000 | 1500 | 2000 | 3000 | Offset(100) |
|---|---|---|---|---|---|---|---|
| ALD180-1S2-A022 | kgf | 43.38 | 60.56 | 77.75 | 94.93 | 129.30 | (3.44) |
| ALD180-2S2-A022 | kgf | 61.57 | 78.76 | 95.94 | 113.13 | 147.49 | (3.44) |

CAUTION

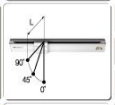
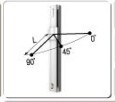
Please be careful of surrounding interference when it is returning to origin because of the slide moves to ME.
ME : Mechanical End
SE : Stroke End

Apply 'B' value, in case of 'A' value is below of 80

NOTE1 It is differed by the drive specification, the maximum speed and using conditions.
NOTE2 In case of the short stroke, it may not be reached at maximum speed.
NOTE3 It is differed by an operating conditions.
NOTE4 Please discuss with our company when Vertical Use is applied.
NOTE5 When the robot collides with an excessive overhang setting, the robot may be subject to a large impact and damaged.


| Model / Peak Force | ALD180-1S1 A008 86N | ALD180-1S2 A008 86N | ALD180-1S1 A012 125N | ALD180-1S2 A012 125N | ALD180-1S1 A022 220N | ALD180-1S2 A022 220N | ALD180-1S1 A044 440N | ALD180-1S2 A044 440N |
|---|---|---|---|---|---|---|---|---|

| Specification | Unit | Data |
|---|---|---|
| ALD180-1S1-A044  | | ALD180-2S1-A044  |
| Rated Force | N | 160 |
| Peak Force | N | 440 |
| Resolution | ㎛ | Note1 0.1 ~ 40 |
| Max. Speed | mm/sec | Note2 2500 |
| Max. Stroke | mm | 2500 |
| Max. Load | kgf | Note3 100 |
| LM Guide | - | NO 20, 2Rail 4Block |

| Specification | | Unit | Data | | | |
|---|---|---|---|---|---|---|
| Acceleration | | G | 0.3 | 0.5 | 0.7 | 1.0 |
| Load | | kgf | 71 | 42 | 29 | 20 |
| Allowable Overhang Distance - mm | Horizontal Use  | 0° | 254 | 415 | 570 | 865 |
| | | 45° | 250 | 405 | 550 | 820 |
| | | 90° | 1000 | 1000 | 1000 | 1000 |
| | Wall Installation Use  | 0° | 400 | 635 | 875 | 1000 |
| | | 45° | 285 | 458 | 635 | 958 |
| | | 90° | 165 | 268 | 365 | 550 |
| | Note4 Vertical Use  | 0° | 495 | 730 | 960 | 1000 |
| | | 45° | 245 | 365 | 480 | 690 |
| | | 90° | 495 | 730 | 960 | 1000 |
| Note5 | Estimated Condition | | Max Speed : 2000 mm/sec<br>Waiting Time : 0 sec | | Life Time : 15000 hr<br>Stroke : 2000 mm | |


## ALD180-1S1

* All dimensions in mm




## ALD180-2S1

* All dimensions in mm




| Model \ Stroke | Units | 500 | 1000 | 1500 | 2000 | 3000 | Offset(100) |
|---|---|---|---|---|---|---|---|
| ALD180-1S1-A044 | kgf | 51.59 | 68.77 | 85.95 | 103.14 | 137.50 | (3.44) |
| ALD180-2S1-A044 | kgf | 73.59 | 90.77 | 107.95 | 125.14 | 159.51 | (3.44) |

CAUTION

Please be careful of surrounding interference when it is returning to origin because of the slide moves to ME.
ME : Mechanical End
SE : Stroke End

Apply 'B' value, in case of 'A' value is below of 80

NOTE1 It is differed by the drive specification, the maximum speed and using conditions.
NOTE2 In case of the short stroke, it may not be reached at maximum speed.
NOTE3 It is differed by an operating conditions.
NOTE4 Please discuss with our company when Vertical Use is applied.
NOTE5 When the robot collides with an excessive overhang setting, the robot may be subject to a large impact and damaged.


| Model / Peak Force | ALD180-1S1 A008 86N | ALD180-1S2 A008 86N | ALD180-1S1 A012 125N | ALD180-1S2 A012 125N | ALD180-1S1 A022 220N | ALD180-1S2 A022 220N | ALD180-1S1 A044 440N | ALD180-1S2 A044 440N |
|---|---|---|---|---|---|---|---|---|

| Specification | Unit | Data |
|---|---|---|
| ALD180-1S2-A044 | | ALD180-2S2-A044 |
|  | |  |
| Rated Force | N | 160 |
| Peak Force | N | 440 |
| Resolution | ㎛ | Note1 0.1 ~ 40 |
| Max. Speed | mm/sec | Note2 2500 |
| Max. Stroke | mm | 2500 |
| Max. Load | kgf | Note3 100 |
| LM Guide | - | NO 20, 2Rail 4Block |

| Specification | | Unit | Data | | | |
|---|---|---|---|---|---|---|
| Acceleration | | G | 0.3 | 0.5 | 0.7 | 1.0 |
| Load | | kgf | 71 | 42 | 29 | 20 |
| Allowable Overhang Distance - mm | Horizontal Use | 0° | 254 | 415 | 570 | 865 |
| | | 45° | 250 | 405 | 550 | 820 |
| | | 90° | 1000 | 1000 | 1000 | 1000 |
| | Wall Installation Use | 0° | 400 | 635 | 875 | 1000 |
| | | 45° | 285 | 458 | 635 | 958 |
| | | 90° | 165 | 268 | 365 | 550 |
| | Note4 Vertical Use | 0° | 495 | 730 | 960 | 1000 |
| | | 45° | 245 | 365 | 480 | 690 |
| | | 90° | 495 | 730 | 960 | 1000 |
| Note5 | Estimated Condition | Max Speed : 2000 mm/sec Waiting Time : 0 sec | | Life Time : 15000 hr Stroke : 2000 mm | | |


## ALD180-1S2

* All dimensions in mm




## ALD180-2S2

* All dimensions in mm




| Model / Stroke | Units | 500 | 1000 | 1500 | 2000 | 3000 | Offset(100) |
|---|---|---|---|---|---|---|---|
| ALD180-1S2-A044 | kgf | 51.59 | 68.77 | 85.95 | 103.14 | 137.50 | (3.44) |
| ALD180-2S2-A044 | kgf | 73.59 | 90.77 | 107.95 | 125.14 | 159.51 | (3.44) |

CAUTION

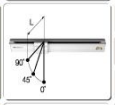
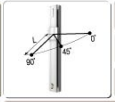
Please be careful of surrounding interference when it is returning to origin because of the slide moves to ME.
ME : Mechanical End
SE : Stroke End

Apply 'B' value, in case of 'A' value is below of 80

NOTE1 It is differed by the drive specification, the maximum speed and using conditions.
NOTE2 In case of the short stroke, it may not be reached at maximum speed.
NOTE3 It is differed by an operating conditions.
NOTE4 Please discuss with our company when Vertical Use is applied.
NOTE5 When the robot collides with an excessive overhang setting, the robot may be subject to a large impact and damaged.


| Model / Peak Force | ALD230-1S1 A022 220N | ALD230-1S2 A022 220N | ALD230-1S1 A044 440N | ALD230-1S2 A044 440N | ALD230-1S1 A060 600N | ALD230-1S2 A060 600N | ALD230-1S1 A120 1200N | ALD230-1S2 A120 1200N |
|---|---|---|---|---|---|---|---|---|

| Specification | Unit | Data |
|---|---|---|
| ALD230-1S1-A022 | | ALD230-2S1-A022 |
|  | |  |
| Rated Force | N | 80 |
| Peak Force | N | 220 |
| Resolution | ㎛ | Note1 0.1 ~ 40 |
| Max. Speed | mm/sec | Note2 2500 |
| Max. Stroke | mm | 3000 |
| Max. Load | kgf | Note3 105 |
| LM Guide | - | NO 25, 2Rail 4Block |

| Specification | | Unit | Data | | | |
|---|---|---|---|---|---|---|
| Acceleration | | G | 0.3 | 0.5 | 0.7 | 1.0 |
| Load | | kgf | 27 | 15 | 9 | 5 |
| Allowable Overhang Distance - mm | Horizontal Use  | 0° | 1200 | 1200 | 1200 | 1200 |
| | | 45° | 840 | 1200 | 1200 | 1200 |
| | | 90° | 1200 | 1200 | 1200 | 1200 |
| | Wall Installation Use  | 0° | 1200 | 1200 | 1200 | 1200 |
| | | 45° | 1200 | 1200 | 1200 | 1200 |
| | | 90° | 830 | 1200 | 1200 | 1200 |
| | Note4 Vertical Use  | 0° | 1200 | 1200 | 1200 | 1200 |
| | | 45° | 730 | 1200 | 1200 | 1200 |
| | | 90° | 1200 | 1200 | 1200 | 1200 |
| Note5 | Estimated Condition | | Max Speed : 2000 mm/sec<br>Waiting Time : 0 sec | | Life Time : 15000 hr<br>Stroke : 2000 mm | |


## ALD230-1S1

* All dimensions in mm




## ALD230-2S1

* All dimensions in mm




| Model \ Stroke | Units | 500 | 1000 | 1500 | 2000 | 3000 | Offset(100) |
|---|---|---|---|---|---|---|---|
| ALD230-1S1-A022 | kgf | 57.26 | 78.88 | 100.49 | 122.11 | 165.34 | (4.32) |
| ALD230-2S1-A022 | kgf | 82.34 | 103.96 | 125.57 | 147.19 | 190.43 | (4.32) |

CAUTION

Please be careful of surrounding interference when it is returning to origin because of the slide moves to ME.
ME : Mechanical End
SE : Stroke End

Apply 'B' value, in case of 'A' value is below of 80

NOTE1 It is differed by the drive specification, the maximum speed and using conditions.
NOTE2 In case of the short stroke, it may not be reached at maximum speed.
NOTE3 It is differed by an operating conditions.
NOTE4 Please discuss with our company when Vertical Use is applied.
NOTE5 When the robot collides with an excessive overhang setting, the robot may be subject to a large impact and damaged.


| Model / Peak Force | ALD230-1S1 A022 220N | ALD230-1S2 A022 220N | ALD230-1S1 A044 440N | ALD230-1S2 A044 440N | ALD230-1S1 A060 600N | ALD230-1S2 A060 600N | ALD230-1S1 A120 1200N | ALD230-1S2 A120 1200N |
|---|---|---|---|---|---|---|---|---|

| Specification | Unit | Data |
|---|---|---|
| ALD230-1S2-A022 | | ALD230-2S2-A022 |
|  | |  |
| Rated Force | N | 80 |
| Peak Force | N | 220 |
| Resolution | ㎛ | Note1 0.1 ~ 40 |
| Max. Speed | mm/sec | Note2 2500 |
| Max. Stroke | mm | 3000 |
| Max. Load | kgf | Note3 105 |
| LM Guide | - | NO 25, 2Rail 4Block |

| Specification | | Unit | Data | | | |
|---|---|---|---|---|---|---|
| Acceleration | | G | 0.3 | 0.5 | 0.7 | 1.0 |
| Load | | kgf | 27 | 15 | 9 | 5 |
| Allowable Overhang Distance - mm | Horizontal Use | 0° | 1200 | 1200 | 1200 | 1200 |
| | | 45° | 840 | 1200 | 1200 | 1200 |
| | | 90° | 1200 | 1200 | 1200 | 1200 |
| | Wall Installation Use | 0° | 1200 | 1200 | 1200 | 1200 |
| | | 45° | 1200 | 1200 | 1200 | 1200 |
| | | 90° | 830 | 1200 | 1200 | 1200 |
| | Note4 Vertical Use | 0° | 1200 | 1200 | 1200 | 1200 |
| | | 45° | 730 | 1200 | 1200 | 1200 |
| | | 90° | 1200 | 1200 | 1200 | 1200 |
| Note5 | Estimated Condition | Max Speed : 2000 mm/sec Waiting Time : 0 sec | | Life Time : 15000 hr Stroke : 2000 mm | | |

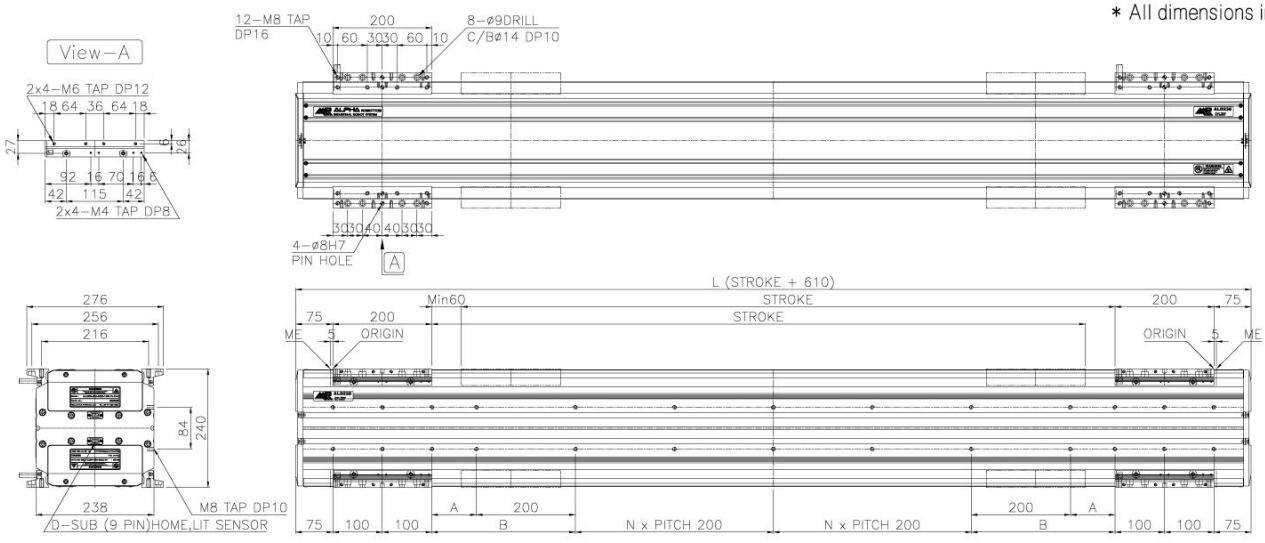
## ALD230-1S2

* All dimensions in mm




## ALD230-2S2

* All dimensions in mm




| Model \ Stroke | Units | 500 | 1000 | 1500 | 2000 | 3000 | Offset(100) |
|---|---|---|---|---|---|---|---|
| ALD230-1S2-A022 | kgf | 57.26 | 78.88 | 100.49 | 122.11 | 165.34 | (4.32) |
| ALD230-2S2-A022 | kgf | 82.34 | 103.96 | 125.57 | 147.19 | 190.43 | (4.32) |

CAUTION

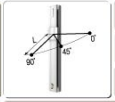
Please be careful of surrounding interference when it is returning to origin because of the slide moves to ME.
ME : Mechanical End
SE : Stroke End

Apply 'B' value, in case of 'A' value is below of 80

NOTE1 It is differed by the drive specification, the maximum speed and using conditions.
NOTE2 In case of the short stroke, it may not be reached at maximum speed.
NOTE3 It is differed by an operating conditions.
NOTE4 Please discuss with our company when Vertical Use is applied.
NOTE5 When the robot collides with an excessive overhang setting, the robot may be subject to a large impact and damaged.

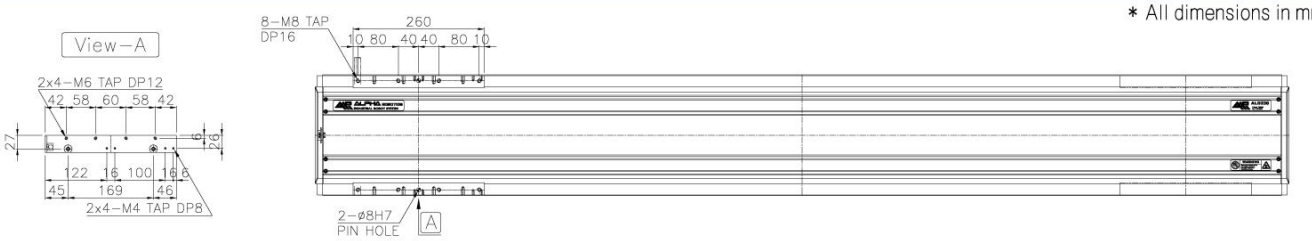
| Model / Peak Force | ALD230-1S1 A022 220N | ALD230-1S2 A022 220N | ALD230-1S1 A044 440N | ALD230-1S2 A044 440N | ALD230-1S1 A060 600N | ALD230-1S2 A060 600N | ALD230-1S1 A120 1200N | ALD230-1S2 A120 1200N |
|---|---|---|---|---|---|---|---|---|

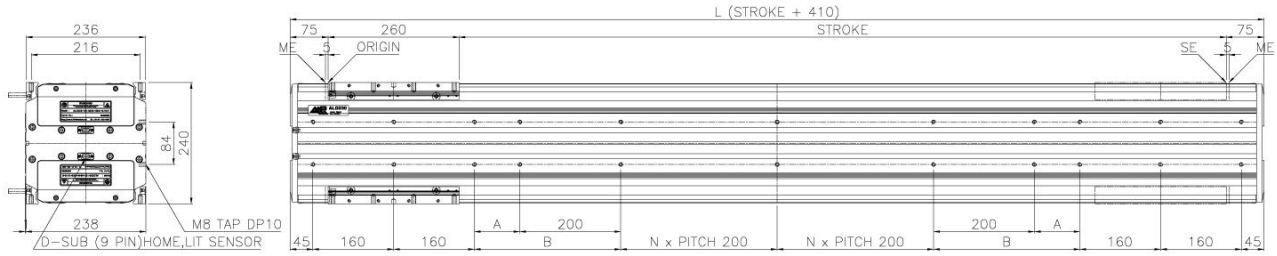
| Specification | Unit | Data |
|---|---|---|
| ALD230-1S1-A044  | | ALD230-2S1-A044  |
| Rated Force | N | 160 |
| Peak Force | N | 440 |
| Resolution | ㎛ | Note1 0.1 ~ 40 |
| Max. Speed | mm/sec | Note2 2500 |
| Max. Stroke | mm | 3000 |
| Max. Load | kgf | Note3 150 |
| LM Guide | - | NO 25, 2Rail 4Block |

| Specification | | Unit | Data | | | |
|---|---|---|---|---|---|---|
| Acceleration | | G | 0.3 | 0.5 | 0.7 | 1.0 |
| Load | | kgf | 67 | 40 | 28 | 18 |
| Allowable Overhang Distance - mm | Horizontal Use  | 0° | 600 | 970 | 1200 | 1200 |
| | | 45° | 590 | 920 | 1200 | 1200 |
| | | 90° | 1200 | 1200 | 1200 | 1200 |
| | Wall Installation Use  | 0° | 690 | 1102 | 1200 | 1200 |
| | | 45° | 705 | 1108 | 1200 | 1200 |
| | | 90° | 350 | 555 | 762 | 1154 |
| | Note4 Vertical Use  | 0° | 780 | 1200 | 1200 | 1200 |
| | | 45° | 390 | 600 | 800 | 1200 |
| | | 90° | 780 | 1200 | 1200 | 1200 |
| Note5 | Estimated Condition | | Max Speed : 2000 mm/sec Life Time : 15000 hr<br>Waiting Time : 0 sec Stroke : 2000 mm | | | |

## ALD230-1S1

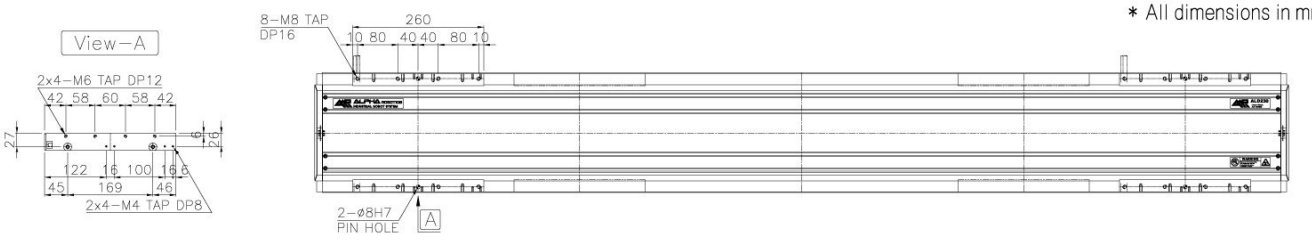
* All dimensions in mm

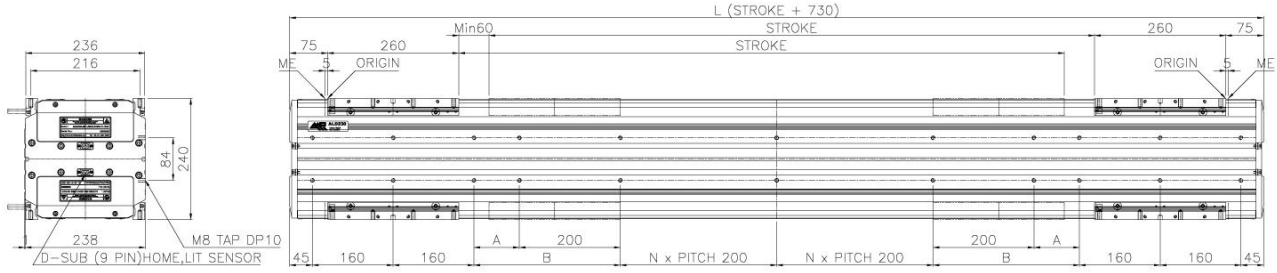



## ALD230-2S1

* All dimensions in mm




| Model \ Stroke | Units | 500 | 1000 | 1500 | 2000 | 3000 | Offset(100) |
|---|---|---|---|---|---|---|---|
| ALD230-1S1-A044 | kgf | 63.79 | 85.41 | 107.03 | 128.64 | 171.88 | (4.32) |
| ALD230-2S1-A044 | kgf | 95.41 | 117.03 | 138.64 | 160.26 | 203.49 | (4.32) |

CAUTION


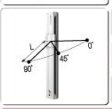
Please be careful of surrounding interference when it is returning to origin because of the slide moves to ME.
ME : Mechanical End
SE : Stroke End

Apply 'B' value, in case of 'A' value is below of 80

NOTE1 It is differed by the drive specification, the maximum speed and using conditions.
NOTE2 In case of the short stroke, it may not be reached at maximum speed.
NOTE3 It is differed by an operating conditions.
NOTE4 Please discuss with our company when Vertical Use is applied.
NOTE5 When the robot collides with an excessive overhang setting, the robot may be subject to a large impact and damaged.


| Model / Peak Force | ALD230-1S1 A022 220N | ALD230-1S2 A022 220N | ALD230-1S1 A044 440N | ALD230-1S2 A044 440N | ALD230-1S1 A060 600N | ALD230-1S2 A060 600N | ALD230-1S1 A120 1200N | ALD230-1S2 A120 1200N |
|---|---|---|---|---|---|---|---|---|

| Specification | Unit | Data |
|---|---|---|
| ALD230-1S2-A044  | | ALD230-2S2-A044  |
| Rated Force | N | 160 |
| Peak Force | N | 440 |
| Resolution | ㎛ | Note1 0.1 ~ 40 |
| Max. Speed | mm/sec | Note2 2500 |
| Max. Stroke | mm | 3000 |
| Max. Load | kgf | Note3 150 |
| LM Guide | - | NO 25, 2Rail 4Block |

| Specification | | Unit | Data | | | |
|---|---|---|---|---|---|---|
| Acceleration | | G | 0.3 | 0.5 | 0.7 | 1.0 |
| Load | | kgf | 67 | 40 | 28 | 18 |
| Allowable Overhang Distance - mm | Horizontal Use  | 0° | 600 | 970 | 1200 | 1200 |
| | | 45° | 590 | 920 | 1200 | 1200 |
| | | 90° | 1200 | 1200 | 1200 | 1200 |
| | Wall Installation Use  | 0° | 690 | 1102 | 1200 | 1200 |
| | | 45° | 705 | 1108 | 1200 | 1200 |
| | | 90° | 350 | 555 | 762 | 1154 |
| | Note4 Vertical Use  | 0° | 780 | 1200 | 1200 | 1200 |
| | | 45° | 390 | 600 | 800 | 1200 |
| | | 90° | 780 | 1200 | 1200 | 1200 |
| Note5 | Estimated Condition | | Max Speed : 2000 mm/sec<br>Waiting Time : 0 sec | | Life Time : 15000 hr<br>Stroke : 2000 mm | |

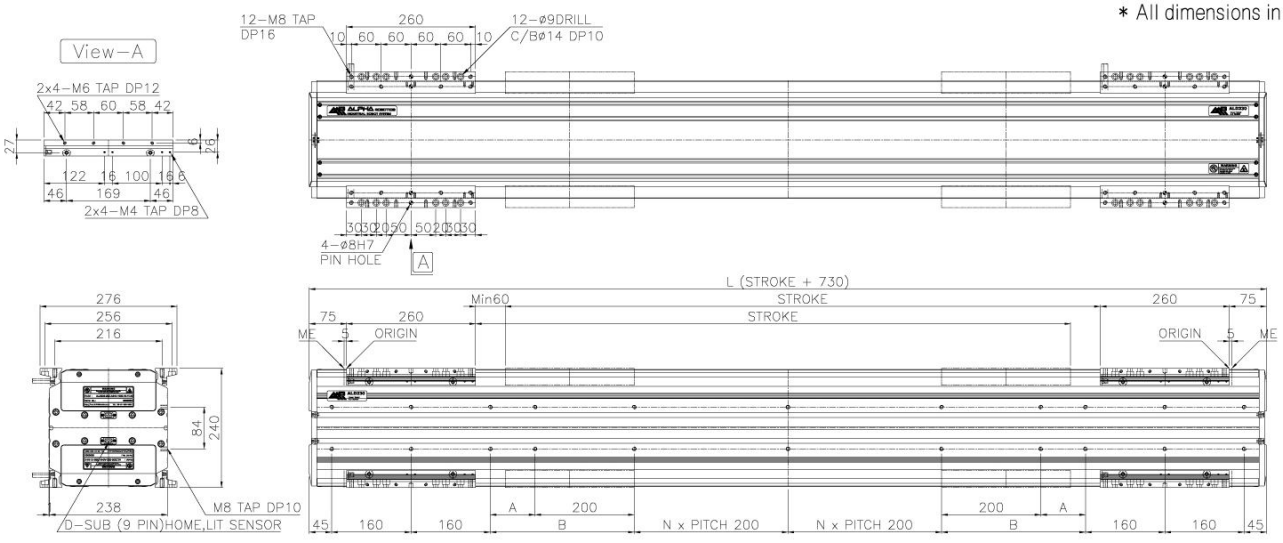
## ALD230-1S2

* All dimensions in mm




## ALD230-2S2

* All dimensions in mm




| Model / Stroke | Units | 500 | 1000 | 1500 | 2000 | 3000 | Offset(100) |
|---|---|---|---|---|---|---|---|
| ALD230-1S2-A044 | kgf | 63.79 | 85.41 | 107.03 | 128.64 | 171.88 | (4.32) |
| ALD230-2S2-A044 | kgf | 95.41 | 117.03 | 138.64 | 160.26 | 203.49 | (4.32) |

CAUTION

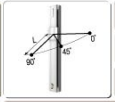
Please be careful of surrounding interference when it is returning to origin because of the slide moves to ME.
ME : Mechanical End
SE : Stroke End

Apply 'B' value, in case of 'A' value is below of 80

NOTE1 It is differed by the drive specification, the maximum speed and using conditions.
NOTE2 In case of the short stroke, it may not be reached at maximum speed.
NOTE3 It is differed by an operating conditions.
NOTE4 Please discuss with our company when Vertical Use is applied.
NOTE5 When the robot collides with an excessive overhang setting, the robot may be subject to a large impact and damaged.


| Model / Peak Force | ALD230-1S1 A022 220N | ALD230-1S2 A022 220N | ALD230-1S1 A044 440N | ALD230-1S2 A044 440N | ALD230-1S1 A060 600N | ALD230-1S2 A060 600N | ALD230-1S1 A120 1200N | ALD230-1S2 A120 1200N |
|---|---|---|---|---|---|---|---|---|

| Specification | Unit | Data |
|---|---|---|
| ALD230-1S1-A060 | | ALD230-2S1-A060 |
|  | |  |
| Rated Force | N | 280 |
| Peak Force | N | 600 |
| Resolution | ㎛ | Note1 0.1 ~ 40 |
| Max. Speed | mm/sec | Note2 2500 |
| Max. Stroke | mm | 3000 |
| Max. Load | kgf | Note3 150 |
| LM Guide | - | NO 25, 2Rail 4Block |

| Specification | | Unit | Data | | | |
|---|---|---|---|---|---|---|
| Acceleration | | G | 0.3 | 0.5 | 0.7 | 1.0 |
| Load | | kgf | 103 | 63 | 44 | 29 |
| Allowable Overhang Distance - mm | Horizontal Use  | 0° | 345 | 550 | 740 | 1080 |
| | | 45° | 330 | 510 | 670 | 940 |
| | | 90° | 1200 | 1200 | 1200 | 1200 |
| | Wall Installation Use  | 0° | 320 | 512 | 697 | 1028 |
| | | 45° | 410 | 642 | 875 | 1200 |
| | | 90° | 180 | 287 | 389 | 568 |
| | Note4 Vertical Use  | 0° | 390 | 580 | 770 | 1100 |
| | | 45° | 195 | 290 | 385 | 550 |
| | | 90° | 390 | 580 | 760 | 1100 |
| Note5 | Estimated Condition | | Max Speed : 2000 mm/sec<br>Waiting Time : 0 sec | | Life Time : 15000 hr<br>Stroke : 2000 mm | |


## ALD230-1S1

* All dimensions in mm




## ALD230-2S1

* All dimensions in mm




| Model \ Stroke | Units | 500 | 1000 | 1500 | 2000 | 3000 | Offset(100) |
|---|---|---|---|---|---|---|---|
| ALD230-1S1-A060 | kgf | 65.84 | 89.06 | 112.29 | 135.52 | 181.97 | (4.65) |
| ALD230-2S1-A060 | kgf | 97.72 | 120.95 | 144.18 | 167.40 | 213.86 | (4.65) |

CAUTION

Please be careful of surrounding interference when it is returning to origin because of the slide moves to ME.
ME : Mechanical End
SE : Stroke End

Apply 'B' value, in case of 'A' value is below of 80

NOTE1 It is differed by the drive specification, the maximum speed and using conditions.
NOTE2 In case of the short stroke, it may not be reached at maximum speed.
NOTE3 It is differed by an operating conditions.
NOTE4 Please discuss with our company when Vertical Use is applied.
NOTE5 When the robot collides with an excessive overhang setting, the robot may be subject to a large impact and damaged.


| Model / Peak Force | ALD230-1S1 A022 220N | ALD230-1S2 A022 220N | ALD230-1S1 A044 440N | ALD230-1S2 A044 440N | ALD230-1S1 A060 600N | ALD230-1S2 A060 600N | ALD230-1S1 A120 1200N | ALD230-1S2 A120 1200N |
|---|---|---|---|---|---|---|---|---|

| Specification | Unit | Data |
|---|---|---|
| ALD230-1S2-A060 | | ALD230-2S2-A060 |
|  | |  |
| Rated Force | N | 280 |
| Peak Force | N | 600 |
| Resolution | ㎛ | Note1 0.1 ~ 40 |
| Max. Speed | mm/sec | Note2 2500 |
| Max. Stroke | mm | 3000 |
| Max. Load | kgf | Note3 150 |
| LM Guide | - | NO 25, 2Rail 4Block |

| Specification | | Unit | Data | | | |
|---|---|---|---|---|---|---|
| Acceleration | | G | 0.3 | 0.5 | 0.7 | 1.0 |
| Load | | kgf | 103 | 63 | 44 | 29 |
| Allowable Overhang Distance - mm | Horizontal Use | 0° | 345 | 550 | 740 | 1080 |
| | | 45° | 330 | 510 | 670 | 940 |
| | | 90° | 1200 | 1200 | 1200 | 1200 |
| | Wall Installation Use | 0° | 320 | 512 | 697 | 1028 |
| | | 45° | 410 | 642 | 875 | 1200 |
| | | 90° | 180 | 287 | 389 | 568 |
| | Note4 Vertical Use | 0° | 390 | 580 | 770 | 1100 |
| | | 45° | 195 | 290 | 385 | 550 |
| | | 90° | 390 | 580 | 760 | 1100 |
| Note5 | Estimated Condition | Max Speed : 2000 mm/sec Waiting Time : 0 sec | | Life Time : 15000 hr Stroke : 2000 mm | | |


## ALD230-1S2

* All dimensions in mm




## ALD230-2S2

* All dimensions in mm




| Model \ Stroke | Units | 500 | 1000 | 1500 | 2000 | 3000 | Offset(100) |
|---|---|---|---|---|---|---|---|
| ALD230-1S2-A060 | kgf | 65.84 | 89.06 | 112.29 | 135.52 | 181.97 | (4.65) |
| ALD230-2S2-A060 | kgf | 97.72 | 120.95 | 144.18 | 167.40 | 213.86 | (4.65) |

CAUTION

Please be careful of surrounding interference when it is returning to origin because of the slide moves to ME.
ME : Mechanical End
SE : Stroke End

Apply 'B' value, in case of 'A' value is below of 80

NOTE1 It is differed by the drive specification, the maximum speed and using conditions.
NOTE2 In case of the short stroke, it may not be reached at maximum speed.
NOTE3 It is differed by an operating conditions.
NOTE4 Please discuss with our company when Vertical Use is applied.
NOTE5 When the robot collides with an excessive overhang setting, the robot may be subject to a large impact and damaged.


| Model / Peak Force | ALD230-1S1 A022 220N | ALD230-1S2 A022 220N | ALD230-1S1 A044 440N | ALD230-1S2 A044 440N | ALD230-1S1 A060 600N | ALD230-1S2 A060 600N | ALD230-1S1 A120 1200N | ALD230-1S2 A120 1200N |
|---|---|---|---|---|---|---|---|---|

| Specification | Unit | Data |
|---|---|---|
| ALD230-1S1-A120 | | ALD230-2S1-A120 |
|  | |  |
| Rated Force | N | 560 |
| Peak Force | N | 1200 |
| Resolution | ㎛ | Note1 0.1 ~ 40 |
| Max. Speed | mm/sec | Note2 2500 |
| Max. Stroke | mm | 3000 |
| Max. Load | kgf | Note3 150 |
| LM Guide | - | NO 25, 2Rail 6Block |

| Specification | | Unit | Data | | | |
|---|---|---|---|---|---|---|
| Acceleration | | G | 0.3 | 0.5 | 0.7 | 1.0 |
| Load | | kgf | 150 | 131 | 93 | 62 |
| Allowable Overhang Distance - mm | Horizontal Use | 0° | 240 | 260 | 365 | 550 |
| | | 45° | 240 | 255 | 355 | 530 |
| | | 90° | 1200 | 1200 | 1200 | 1200 |
| | Wall Installation Use | 0° | 450 | 485 | 668 | 981 |
| | | 45° | 260 | 282 | 394 | 597 |
| | | 90° | 165 | 178 | 248 | 374 |
| | Note4 Vertical Use | 0° | 565 | 590 | 760 | 1100 |
| | | 45° | 280 | 295 | 390 | 550 |
| | | 90° | 565 | 590 | 780 | 1100 |
| Note5 | Estimated Condition | Max Speed : 2000 mm/sec<br>Waiting Time : 0 sec | | Life Time : 15000 hr<br>Stroke : 2000 mm | | |

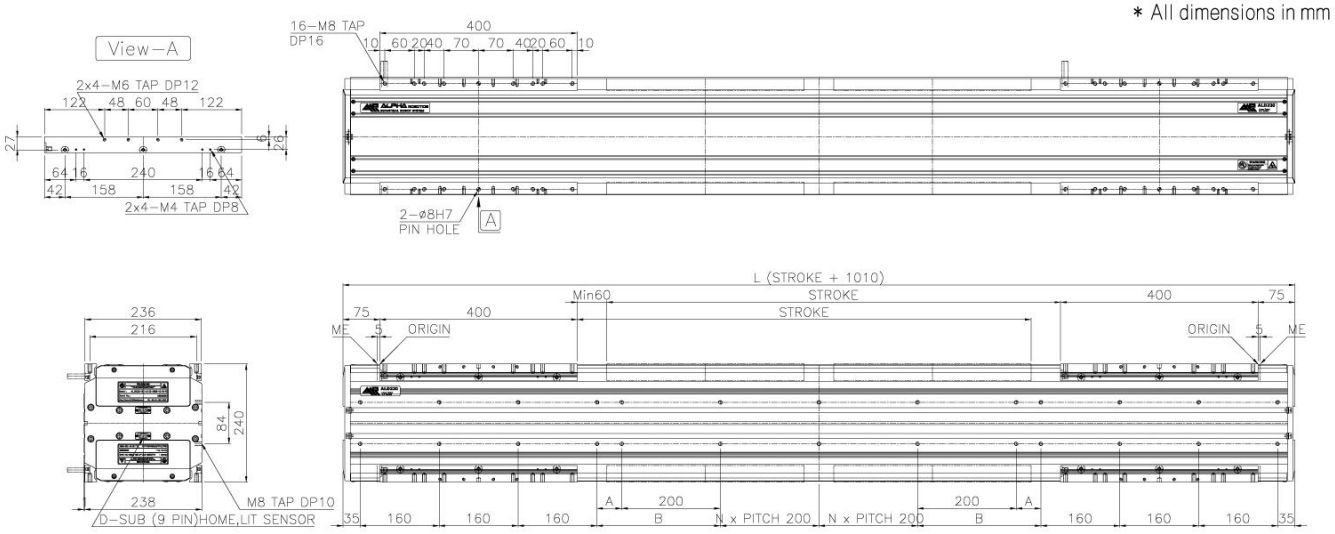
## ALD230-1S1

* All dimensions in mm




## ALD230-2S1

* All dimensions in mm




| Model \ Stroke | Units | 500 | 1000 | 1500 | 2000 | 3000 | Offset(100) |
|---|---|---|---|---|---|---|---|
| ALD230-1S1-A120 | kgf | 82.49 | 105.72 | 128.95 | 152.18 | 198.63 | (4.65) |
| ALD230-2S1-A120 | kgf | 131.04 | 154.27 | 177.49 | 200.72 | 247.18 | (4.65) |

CAUTION

Please be careful of surrounding interference when it is returning to origin because of the slide moves to ME.
ME : Mechanical End
SE : Stroke End

Apply 'B' value, in case of 'A' value is below of 80

NOTE1 It is differed by the drive specification, the maximum speed and using conditions.
NOTE2 In case of the short stroke, it may not be reached at maximum speed.
NOTE3 It is differed by an operating conditions.
NOTE4 Please discuss with our company when Vertical Use is applied.
NOTE5 When the robot collides with an excessive overhang setting, the robot may be subject to a large impact and damaged.


| Model / Peak Force | ALD230-1S1 A022 220N | ALD230-1S2 A022 220N | ALD230-1S1 A044 440N | ALD230-1S2 A044 440N | ALD230-1S1 A060 600N | ALD230-1S2 A060 600N | ALD230-1S1 A120 1200N | ALD230-1S2 A120 1200N |
|---|---|---|---|---|---|---|---|---|

| Specification | Unit | Data |
|---|---|---|
| ALD230-1S2-A120 | | ALD230-2S2-A120 |
|  | |  |
| Rated Force | N | 560 |
| Peak Force | N | 1200 |
| Resolution | ㎛ | Note1 0.1 ~ 40 |
| Max. Speed | mm/sec | Note2 2500 |
| Max. Stroke | mm | 3000 |
| Max. Load | kgf | Note3 150 |
| LM Guide | - | NO 25, 2Rail 6Block |

| Specification | | Unit | Data | | | |
|---|---|---|---|---|---|---|
| Acceleration | | G | 0.3 | 0.5 | 0.7 | 1.0 |
| Load | | kgf | 150 | 131 | 93 | 62 |
| Allowable Overhang Distance - mm | Horizontal Use | 0° | 240 | 260 | 365 | 550 |
| | | 45° | 240 | 255 | 355 | 530 |
| | | 90° | 1200 | 1200 | 1200 | 1200 |
| | Wall Installation Use | 0° | 450 | 485 | 668 | 981 |
| | | 45° | 260 | 282 | 394 | 597 |
| | | 90° | 165 | 178 | 248 | 374 |
| | Note4 Vertical Use | 0° | 565 | 590 | 760 | 1100 |
| | | 45° | 280 | 295 | 390 | 550 |
| | | 90° | 565 | 590 | 780 | 1100 |
| Note5 | Estimated Condition | Max Speed : 2000 mm/sec Waiting Time : 0 sec | | Life Time : 15000 hr Stroke : 2000 mm | | |


## ALD230-1S2

* All dimensions in mm




## ALD230-2S2

* All dimensions in mm




| Model \ Stroke | Units | 500 | 1000 | 1500 | 2000 | 3000 | Offset(100) |
|---|---|---|---|---|---|---|---|
| ALD230-1S2-A120 | kgf | 82.49 | 105.72 | 128.95 | 152.18 | 198.63 | (4.65) |
| ALD230-2S2-A120 | kgf | 131.04 | 154.27 | 177.49 | 200.72 | 247.18 | (4.65) |

CAUTION

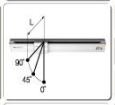
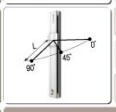
Please be careful of surrounding interference when it is returning to origin because of the slide moves to ME.
ME : Mechanical End
SE : Stroke End

Apply 'B' value, in case of 'A' value is below of 80

NOTE1 It is differed by the drive specification, the maximum speed and using conditions.
NOTE2 In case of the short stroke, it may not be reached at maximum speed.
NOTE3 It is differed by an operating conditions.
NOTE4 Please discuss with our company when Vertical Use is applied.
NOTE5 When the robot collides with an excessive overhang setting, the robot may be subject to a large impact and damaged.


| Model / Peak Force | ALD180-1H1 A008 86N | ALD180-1H2 A008 86N | ALD180-1H1 A012 125N | ALD180-1H2 A012 125N | ALD180-1H1 A022 220N | ALD180-1H2 A022 220N | ALD180-1H1 A044 440N | ALD180-1H2 A044 440N |
|---|---|---|---|---|---|---|---|---|

| Specification | Unit | Data |
|---|---|---|
| ALD180-1H1-A008  | | ALD180-2H1-A008  |
| Rated Force | N | 25 |
| Peak Force | N | 86 |
| Resolution | ㎛ | Note1 0.1 ~ 40 |
| Max. Speed | mm/sec | Note2 2500 |
| Max. Stroke | mm | 2500 |
| Max. Load | kgf | Note3 30 |
| LM Guide | - | NO 20, 2Rail 4Block |

| Specification | | Unit | Data | | | |
|---|---|---|---|---|---|---|
| Acceleration | | G | 0.3 | 0.5 | 0.7 | 1.0 |
| Load | | kgf | 6 | 3 | 1 | - |
| Allowable Overhang Distance - mm | Horizontal Use  | 0° | 1000 | 1000 | 1000 | - |
| | | 45° | 1000 | 1000 | 1000 | - |
| | | 90° | 1000 | 1000 | 1000 | - |
| | Wall Installation Use  | 0° | 1000 | 1000 | 1000 | - |
| | | 45° | 1000 | 1000 | 1000 | - |
| | | 90° | 1000 | 1000 | 1000 | - |
| | Note4 Vertical Use  | 0° | 1000 | 1000 | 1000 | - |
| | | 45° | 1000 | 1000 | 1000 | - |
| | | 90° | 1000 | 1000 | 1000 | - |
| Note5 | Estimated Condition | | Max Speed : 2000 mm/sec<br>Waiting Time : 0 sec | | Life Time : 15000 hr<br>Stroke : 2000 mm | |


## ALD180-1H1

* All dimensions in mm




## ALD180-2H1

* All dimensions in mm




| Model \ Stroke | Units | 500 | 1000 | 1500 | 2000 | 3000 | Offset(100) |
|---|---|---|---|---|---|---|---|
| ALD180-1H1-A008 | kgf | 40.73 | 57.46 | 74.20 | 90.93 | 124.40 | (3.35) |
| ALD180-2H1-A008 | kgf | 57.05 | 73.79 | 90.52 | 107.25 | 140.72 | (3.35) |

CAUTION


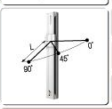
Please be careful of surrounding interference when it is returning to origin because of the slide moves to ME.
ME : Mechanical End
SE : Stroke End

Apply 'B' value, in case of 'A' value is below of 80

NOTE1 It is differed by the drive specification, the maximum speed and using conditions.
NOTE2 In case of the short stroke, it may not be reached at maximum speed.
NOTE3 It is differed by an operating conditions.
NOTE4 Please discuss with our company when Vertical Use is applied.
NOTE5 When the robot collides with an excessive overhang setting, the robot may be subject to a large impact and damaged.


| Model / Peak Force | ALD180-1H1 A008 86N | ALD180-1H2 A008 86N | ALD180-1H1 A012 125N | ALD180-1H2 A012 125N | ALD180-1H1 A022 220N | ALD180-1H2 A022 220N | ALD180-1H1 A044 440N | ALD180-1H2 A044 440N |
|---|---|---|---|---|---|---|---|---|

| Specification | Unit | Data |
|---|---|---|
| ALD180-1H2-A008 | | ALD180-2H2-A008 |
|  | |  |
| Rated Force | N | 25 |
| Peak Force | N | 86 |
| Resolution | ㎛ | Note1 0.1 ~ 40 |
| Max. Speed | mm/sec | Note2 2500 |
| Max. Stroke | mm | 2500 |
| Max. Load | kgf | Note3 30 |
| LM Guide | - | NO 20, 2Rail 4Block |

| Specification | | Unit | Data | | | |
|---|---|---|---|---|---|---|
| Acceleration | | G | 0.3 | 0.5 | 0.7 | 1.0 |
| Load | | kgf | 6 | 3 | 1 | - |
| Allowable Overhang Distance - mm | Horizontal Use  | 0° | 1000 | 1000 | 1000 | - |
| | | 45° | 1000 | 1000 | 1000 | - |
| | | 90° | 1000 | 1000 | 1000 | - |
| | Wall Installation Use  | 0° | 1000 | 1000 | 1000 | - |
| | | 45° | 1000 | 1000 | 1000 | - |
| | | 90° | 1000 | 1000 | 1000 | - |
| | Note4 Vertical Use  | 0° | 1000 | 1000 | 1000 | - |
| | | 45° | 1000 | 1000 | 1000 | - |
| | | 90° | 1000 | 1000 | 1000 | - |
| Note5 | Estimated Condition | | Max Speed : 2000 mm/sec Life Time : 15000 hr<br>Waiting Time : 0 sec Stroke : 2000 mm | | | |


## ALD180-1H2

* All dimensions in mm




## ALD180-2H2

* All dimensions in mm




| Model \ Stroke | Units | 500 | 1000 | 1500 | 2000 | 3000 | Offset(100) |
|---|---|---|---|---|---|---|---|
| ALD180-1H2-A008 | kgf | 40.73 | 57.46 | 74.20 | 90.93 | 124.40 | (3.35) |
| ALD180-2H2-A008 | kgf | 57.05 | 73.79 | 90.52 | 107.25 | 140.72 | (3.35) |

CAUTION

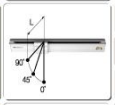
Please be careful of surrounding interference when it is returning to origin because of the slide moves to ME.
ME : Mechanical End
SE : Stroke End

Apply 'B' value, in case of 'A' value is below of 80

NOTE1 It is differed by the drive specification, the maximum speed and using conditions.
NOTE2 In case of the short stroke, it may not be reached at maximum speed.
NOTE3 It is differed by an operating conditions.
NOTE4 Please discuss with our company when Vertical Use is applied.
NOTE5 When the robot collides with an excessive overhang setting, the robot may be subject to a large impact and damaged.


| Model / Peak Force | | | | | | | | |
|---|---|---|---|---|---|---|---|---|
| | ALD180-1H1 A008 86N | ALD180-1H2 A008 86N | **ALD180-1H1 A012 125N** | ALD180-1H2 A012 125N | ALD180-1H1 A022 220N | ALD180-1H2 A022 220N | ALD180-1H1 A044 440N | ALD180-1H2 A044 440N |

| Specification | Unit | Data |
|---|---|---|
| ALD180-1H1-A012  | | ALD180-2H1-A012  |
| Rated Force | N | 40 |
| Peak Force | N | 125 |
| Resolution | ㎛ | Note1 0.1 ~ 40 |
| Max. Speed | mm/sec | Note2 2500 |
| Max. Stroke | mm | 2500 |
| Max. Load | kgf | Note3 56 |
| LM Guide | - | NO 20, 2Rail 4Block |

| Specification | | Unit | Data | | | |
|---|---|---|---|---|---|---|
| Acceleration | | G | 0.3 | 0.5 | 0.7 | 1.0 |
| Load | | kgf | 13 | 7 | 4 | 2 |
| Allowable Overhang Distance - mm | Horizontal Use  | 0° | 1000 | 1000 | 1000 | 1000 |
| | | 45° | 1000 | 1000 | 1000 | 1000 |
| | | 90° | 1000 | 1000 | 1000 | 1000 |
| | Wall Installation Use  | 0° | 1000 | 1000 | 1000 | 1000 |
| | | 45° | 1000 | 1000 | 1000 | 1000 |
| | | 90° | 905 | 1000 | 1000 | 1000 |
| | Note4 Vertical Use  | 0° | 1000 | 1000 | 1000 | 1000 |
| | | 45° | 795 | 1000 | 1000 | 1000 |
| | | 90° | 1000 | 1000 | 1000 | 1000 |
| Note5 | Estimated Condition | | Max Speed : 2000 mm/sec<br>Waiting Time : 0 sec | | Life Time : 15000 hr<br>Stroke : 2000 mm | |


## ALD180-1H1

* All dimensions in mm




## ALD180-2H1

* All dimensions in mm




| Model \ Stroke | Units | 500 | 1000 | 1500 | 2000 | 3000 | Offset(100) |
|---|---|---|---|---|---|---|---|
| ALD180-1H1-A012 | kgf | 41.19 | 57.92 | 74.66 | 91.39 | 124.86 | (3.35) |
| ALD180-2H1-A012 | kgf | 57.85 | 74.59 | 91.32 | 108.05 | 141.52 | (3.35) |

CAUTION

Please be careful of surrounding interference when it is returning to origin because of the slide moves to ME.
ME : Mechanical End
SE : Stroke End

Apply 'B' value, in case of 'A' value is below of 80

NOTE1 It is differed by the drive specification, the maximum speed and using conditions.
NOTE2 In case of the short stroke, it may not be reached at maximum speed.
NOTE3 It is differed by an operating conditions.
NOTE4 Please discuss with our company when Vertical Use is applied.
NOTE5 When the robot collides with an excessive overhang setting, the robot may be subject to a large impact and damaged.


| Model / Peak Force | ALD180-1H1 A008 86N | ALD180-1H2 A008 86N | ALD180-1H1 A012 125N | ALD180-1H2 A012 125N | ALD180-1H1 A022 220N | ALD180-1H2 A022 220N | ALD180-1H1 A044 440N | ALD180-1H2 A044 440N |
|---|---|---|---|---|---|---|---|---|

| Specification | Unit | Data |
|---|---|---|
| ALD180-1H2-A012 | | ALD180-2H2-A012 |
|  | |  |
| Rated Force | N | 40 |
| Peak Force | N | 125 |
| Resolution | ㎛ | Note1 0.1 ~ 40 |
| Max. Speed | mm/sec | Note2 2500 |
| Max. Stroke | mm | 2500 |
| Max. Load | kgf | Note3 56 |
| LM Guide | - | NO 20, 2Rail 4Block |

| Specification | | Unit | Data | | | |
|---|---|---|---|---|---|---|
| Acceleration | | G | 0.3 | 0.5 | 0.7 | 1.0 |
| Load | | kgf | 13 | 7 | 4 | 2 |
| Allowable Overhang Distance - mm | Horizontal Use | 0° | 1000 | 1000 | 1000 | 1000 |
| | | 45° | 1000 | 1000 | 1000 | 1000 |
| | | 90° | 1000 | 1000 | 1000 | 1000 |
| | Wall Installation Use | 0° | 1000 | 1000 | 1000 | 1000 |
| | | 45° | 1000 | 1000 | 1000 | 1000 |
| | | 90° | 905 | 1000 | 1000 | 1000 |
| | Note4 Vertical Use | 0° | 1000 | 1000 | 1000 | 1000 |
| | | 45° | 795 | 1000 | 1000 | 1000 |
| | | 90° | 1000 | 1000 | 1000 | 1000 |
| Note5 | Estimated Condition | Max Speed : 2000 mm/sec Waiting Time : 0 sec | | Life Time : 15000 hr Stroke : 2000 mm | | |


## ALD180-1H2

* All dimensions in mm




## ALD180-2H2

* All dimensions in mm




| Model / Stroke | Units | 500 | 1000 | 1500 | 2000 | 3000 | Offset(100) |
|---|---|---|---|---|---|---|---|
| ALD180-1H2-A012 | kgf | 41.19 | 57.92 | 74.66 | 91.39 | 124.86 | (3.35) |
| ALD180-2H2-A012 | kgf | 57.85 | 74.59 | 91.32 | 108.05 | 141.52 | (3.35) |

CAUTION

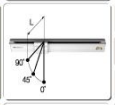
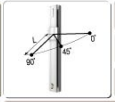
Please be careful of surrounding interference when it is returning to origin because of the slide moves to ME.
ME : Mechanical End
SE : Stroke End

Apply 'B' value, in case of 'A' value is below of 80

NOTE1 It is differed by the drive specification, the maximum speed and using conditions.
NOTE2 In case of the short stroke, it may not be reached at maximum speed.
NOTE3 It is differed by an operating conditions.
NOTE4 Please discuss with our company when Vertical Use is applied.
NOTE5 When the robot collides with an excessive overhang setting, the robot may be subject to a large impact and damaged.


| Model / Peak Force | ALD180-1H1 A008 86N | ALD180-1H2 A008 86N | ALD180-1H1 A012 125N | ALD180-1H2 A012 125N | ALD180-1H1 A022 220N | ALD180-1H2 A022 220N | ALD180-1H1 A044 440N | ALD180-1H2 A044 440N |
|---|---|---|---|---|---|---|---|---|

| Specification | Unit | Data |
|---|---|---|
| ALD180-1H1-A022  | | ALD180-2H1-A022  |
| Rated Force | N | 80 |
| Peak Force | N | 220 |
| Resolution | ㎛ | Note1 0.1 ~ 40 |
| Max. Speed | mm/sec | Note2 2500 |
| Max. Stroke | mm | 2500 |
| Max. Load | kgf | Note3 100 |
| LM Guide | - | NO 20, 2Rail 4Block |

| Specification | | Unit | Data | | | |
|---|---|---|---|---|---|---|
| Acceleration | | G | 0.3 | 0.5 | 0.7 | 1.0 |
| Load | | kgf | 31 | 18 | 12 | 8 |
| Allowable Overhang Distance - mm | Horizontal Use  | 0° | 700 | 1000 | 1000 | 1000 |
| | | 45° | 660 | 1000 | 1000 | 1000 |
| | | 90° | 1000 | 1000 | 1000 | 1000 |
| | Wall Installation Use  | 0° | 590 | 940 | 1000 | 1000 |
| | | 45° | 845 | 1000 | 1000 | 1000 |
| | | 90° | 345 | 545 | 760 | 1000 |
| | Note4 Vertical Use  | 0° | 635 | 980 | 1000 | 1000 |
| | | 45° | 318 | 490 | 680 | 1000 |
| | | 90° | 635 | 980 | 1000 | 1000 |
| Note5 | Estimated Condition | | Max Speed : 2000 mm/sec Life Time : 15000 hr<br>Waiting Time : 0 sec Stroke : 2000 mm | | | |


## ALD180-1H1

* All dimensions in mm




## ALD180-2H1

* All dimensions in mm




| Model \ Stroke | Units | 500 | 1000 | 1500 | 2000 | 3000 | Offset(100) |
|---|---|---|---|---|---|---|---|
| ALD180-1H1-A022 | kgf | 42.68 | 59.87 | 77.05 | 94.23 | 128.60 | (3.44) |
| ALD180-2H1-A022 | kgf | 60.34 | 77.53 | 94.71 | 111.89 | 146.26 | (3.44) |

CAUTION

Please be careful of surrounding interference when it is returning to origin because of the slide moves to ME.
ME : Mechanical End
SE : Stroke End

Apply 'B' value, in case of 'A' value is below of 80

NOTE1 It is differed by the drive specification, the maximum speed and using conditions.
NOTE2 In case of the short stroke, it may not be reached at maximum speed.
NOTE3 It is differed by an operating conditions.
NOTE4 Please discuss with our company when Vertical Use is applied.
NOTE5 When the robot collides with an excessive overhang setting, the robot may be subject to a large impact and damaged.


| Model / Peak Force | ALD180-1H1 A008 86N | ALD180-1H2 A008 86N | ALD180-1H1 A012 125N | ALD180-1H2 A012 125N | ALD180-1H1 A022 220N | ALD180-1H2 A022 220N | ALD180-1H1 A044 440N | ALD180-1H2 A044 440N |
|---|---|---|---|---|---|---|---|---|

| Specification | Unit | Data |
|---|---|---|
| ALD180-1H2-A022 | | ALD180-2H2-A022 |
|  | |  |
| Rated Force | N | 80 |
| Peak Force | N | 220 |
| Resolution | ㎛ | Note1 0.1 ~ 40 |
| Max. Speed | mm/sec | Note2 2500 |
| Max. Stroke | mm | 2500 |
| Max. Load | kgf | Note3 100 |
| LM Guide | - | NO 20, 2Rail 4Block |

| Specification | | Unit | Data | | | |
|---|---|---|---|---|---|---|
| Acceleration | | G | 0.3 | 0.5 | 0.7 | 1.0 |
| Load | | kgf | 31 | 18 | 12 | 8 |
| Allowable Overhang Distance - mm | Horizontal Use | 0° | 700 | 1000 | 1000 | 1000 |
| | | 45° | 660 | 1000 | 1000 | 1000 |
| | | 90° | 1000 | 1000 | 1000 | 1000 |
| | Wall Installation Use | 0° | 590 | 940 | 1000 | 1000 |
| | | 45° | 845 | 1000 | 1000 | 1000 |
| | | 90° | 345 | 545 | 760 | 1000 |
| | Note4 Vertical Use | 0° | 635 | 980 | 1000 | 1000 |
| | | 45° | 318 | 490 | 680 | 1000 |
| | | 90° | 635 | 980 | 1000 | 1000 |
| Note5 | Estimated Condition | Max Speed : 2000 mm/sec<br>Waiting Time : 0 sec | | Life Time : 15000 hr<br>Stroke : 2000 mm | | |


## ALD180-1H2

* All dimensions in mm




## ALD180-2H2

* All dimensions in mm




| Model \ Stroke | Units | 500 | 1000 | 1500 | 2000 | 3000 | Offset(100) |
|---|---|---|---|---|---|---|---|
| ALD180-1H2-A022 | kgf | 42.68 | 59.87 | 77.05 | 94.23 | 128.60 | (3.44) |
| ALD180-2H2-A022 | kgf | 60.34 | 77.53 | 94.71 | 111.89 | 146.26 | (3.44) |

CAUTION

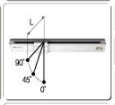
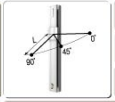
Please be careful of surrounding interference when it is returning to origin because of the slide moves to ME.
ME : Mechanical End
SE : Stroke End

Apply 'B' value, in case of 'A' value is below of 80

NOTE1 It is differed by the drive specification, the maximum speed and using conditions.
NOTE2 In case of the short stroke, it may not be reached at maximum speed.
NOTE3 It is differed by an operating conditions.
NOTE4 Please discuss with our company when Vertical Use is applied.
NOTE5 When the robot collides with an excessive overhang setting, the robot may be subject to a large impact and damaged.


| Model / Peak Force | ALD180-1H1 A008 86N | ALD180-1H2 A008 86N | ALD180-1H1 A012 125N | ALD180-1H2 A012 125N | ALD180-1H1 A022 220N | ALD180-1H2 A022 220N | ALD180-1H1 A044 440N | ALD180-1H2 A044 440N |
|---|---|---|---|---|---|---|---|---|

| Specification | Unit | Data |
|---|---|---|
| ALD180-1H1-A044 | | ALD180-2H1-A044 |
|  | |  |
| Rated Force | N | 160 |
| Peak Force | N | 440 |
| Resolution | ㎛ | Note1 0.1 ~ 40 |
| Max. Speed | mm/sec | Note2 2500 |
| Max. Stroke | mm | 2500 |
| Max. Load | kgf | Note3 100 |
| LM Guide | - | NO 20, 2Rail 4Block |

| Specification | | Unit | Data | | | |
|---|---|---|---|---|---|---|
| Acceleration | | G | 0.3 | 0.5 | 0.7 | 1.0 |
| Load | | kgf | 72 | 43 | 30 | 20 |
| Allowable Overhang Distance - mm | Horizontal Use  | 0° | 255 | 420 | 580 | 880 |
| | | 45° | 255 | 410 | 560 | 840 |
| | | 90° | 1000 | 1000 | 1000 | 1000 |
| | Wall Installation Use  | 0° | 400 | 640 | 878 | 1000 |
| | | 45° | 285 | 465 | 645 | 974 |
| | | 90° | 165 | 268 | 375 | 560 |
| | Note4 Vertical Use  | 0° | 500 | 735 | 980 | 1000 |
| | | 45° | 250 | 370 | 490 | 710 |
| | | 90° | 500 | 735 | 980 | 1000 |
| Note5 | Estimated Condition | | Max Speed : 2000 mm/sec<br>Waiting Time : 0 sec | | Life Time : 15000 hr<br>Stroke : 2000 mm | |


## ALD180-1H1

* All dimensions in mm




## ALD180-2H1

* All dimensions in mm




| Model \ Stroke | Units | 500 | 1000 | 1500 | 2000 | 3000 | Offset(100) |
|---|---|---|---|---|---|---|---|
| ALD180-1H1-A044 | kgf | 50.84 | 68.02 | 85.21 | 102.39 | 136.76 | (3.44) |
| ALD180-2H1-A044 | kgf | 76.78 | 93.96 | 111.14 | 128.33 | 162.69 | (3.44) |

CAUTION

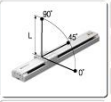

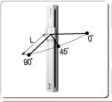
Please be careful of surrounding interference when it is returning to origin because of the slide moves to ME.
ME : Mechanical End
SE : Stroke End

Apply 'B' value, in case of 'A' value is below of 80

NOTE1 It is differed by the drive specification, the maximum speed and using conditions.
NOTE2 In case of the short stroke, it may not be reached at maximum speed.
NOTE3 It is differed by an operating conditions.
NOTE4 Please discuss with our company when Vertical Use is applied.
NOTE5 When the robot collides with an excessive overhang setting, the robot may be subject to a large impact and damaged.


| Model / Peak Force | ALD180-1H1 A008 86N | ALD180-1H2 A008 86N | ALD180-1H1 A012 125N | ALD180-1H2 A012 125N | ALD180-1H1 A022 220N | ALD180-1H2 A022 220N | ALD180-1H1 A044 440N | ALD180-1H2 A044 440N |
|---|---|---|---|---|---|---|---|---|

| Specification | Unit | Data |
|---|---|---|
| ALD180-1H2-A044 | | ALD180-2H2-A044 |
|  | |  |
| Rated Force | N | 160 |
| Peak Force | N | 440 |
| Resolution | ㎛ | Note1 0.1 ~ 40 |
| Max. Speed | mm/sec | Note2 2500 |
| Max. Stroke | mm | 2500 |
| Max. Load | kgf | Note3 100 |
| LM Guide | - | NO 20, 2Rail 4Block |

| Specification | | Unit | Data | | | |
|---|---|---|---|---|---|---|
| Acceleration | | G | 0.3 | 0.5 | 0.7 | 1.0 |
| Load | | kgf | 72 | 43 | 30 | 20 |
| Allowable Overhang Distance - mm | Horizontal Use  | 0° | 255 | 420 | 580 | 880 |
| | | 45° | 255 | 410 | 560 | 840 |
| | | 90° | 1000 | 1000 | 1000 | 1000 |
| | Wall Installation Use  | 0° | 400 | 640 | 878 | 1000 |
| | | 45° | 285 | 465 | 645 | 974 |
| | | 90° | 165 | 268 | 375 | 560 |
| | Note4 Vertical Use  | 0° | 500 | 735 | 980 | 1000 |
| | | 45° | 250 | 370 | 490 | 710 |
| | | 90° | 500 | 735 | 980 | 1000 |
| Note5 | Estimated Condition | | Max Speed : 2000 mm/sec<br>Waiting Time : 0 sec | | Life Time : 15000 hr<br>Stroke : 2000 mm | |


## ALD180-1H2

* All dimensions in mm




## ALD180-2H2

* All dimensions in mm




| Model \ Stroke | Units | 500 | 1000 | 1500 | 2000 | 3000 | Offset(100) |
|---|---|---|---|---|---|---|---|
| ALD180-1H2-A044 | kgf | 50.84 | 68.02 | 85.21 | 102.39 | 136.76 | (3.44) |
| ALD180-2H2-A044 | kgf | 76.78 | 93.96 | 111.14 | 128.33 | 162.69 | (3.44) |

CAUTION

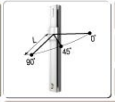
Please be careful of surrounding interference when it is returning to origin because of the slide moves to ME.
ME : Mechanical End
SE : Stroke End

Apply 'B' value, in case of 'A' value is below of 80

NOTE1 It is differed by the drive specification, the maximum speed and using conditions.
NOTE2 In case of the short stroke, it may not be reached at maximum speed.
NOTE3 It is differed by an operating conditions.
NOTE4 Please discuss with our company when Vertical Use is applied.
NOTE5 When the robot collides with an excessive overhang setting, the robot may be subject to a large impact and damaged.


| Model / Peak Force | ALD230-1H1 A022 220N | ALD230-1H2 A022 220N | ALD230-1H1 A044 440N | ALD230-1H2 A044 440N | ALD230-1H1 A060 600N | ALD230-1H2 A060 600N | ALD230-1H1 A120 1200N | ALD230-1H2 A120 1200N |
|---|---|---|---|---|---|---|---|---|

| Specification | Unit | Data |
|---|---|---|
| ALD230-1H1-A022 | | ALD230-2H1-A022 |
|  | |  |
| Rated Force | N | 80 |
| Peak Force | N | 220 |
| Resolution | ㎛ | Note1 0.1 ~ 40 |
| Max. Speed | mm/sec | Note2 2500 |
| Max. Stroke | mm | 3000 |
| Max. Load | kgf | Note3 105 |
| LM Guide | - | NO 25, 2Rail 4Block |

| Specification | | Unit | Data | | | |
|---|---|---|---|---|---|---|
| Acceleration | | G | 0.3 | 0.5 | 0.7 | 1.0 |
| Load | | kgf | 25 | 14 | 8 | 4 |
| Allowable Overhang Distance - mm | Horizontal Use  | 0° | 1200 | 1200 | 1200 | 1200 |
| | | 45° | 1200 | 1200 | 1200 | 1200 |
| | | 90° | 1200 | 1200 | 1200 | 1200 |
| | Wall Installation Use  | 0° | 1200 | 1200 | 1200 | 1200 |
| | | 45° | 1200 | 1200 | 1200 | 1200 |
| | | 90° | 870 | 1200 | 1200 | 1200 |
| | Note4 Vertical Use  | 0° | 1200 | 1200 | 1200 | 1200 |
| | | 45° | 760 | 1200 | 1200 | 1200 |
| | | 90° | 1200 | 1200 | 1200 | 1200 |
| Note5 | Estimated Condition | | Max Speed : 2000 mm/sec<br>Waiting Time : 0 sec | | Life Time : 15000 hr<br>Stroke : 2000 mm | |


## ALD230-1H1

* All dimensions in mm




## ALD230-2H1

* All dimensions in mm




| Model \ Stroke | Units | 500 | 1000 | 1500 | 2000 | 3000 | Offset(100) |
|---|---|---|---|---|---|---|---|
| ALD230-1H1-A022 | kgf | 60.42 | 82.24 | 104.07 | 125.90 | 169.55 | (4.37) |
| ALD230-2H1-A022 | kgf | 88.43 | 110.25 | 132.08 | 153.91 | 197.56 | (4.37) |

CAUTION

Please be careful of surrounding interference when it is returning to origin because of the slide moves to ME.
ME : Mechanical End
SE : Stroke End

Apply 'B' value, in case of 'A' value is below of 80

NOTE1 It is differed by the drive specification, the maximum speed and using conditions.
NOTE2 In case of the short stroke, it may not be reached at maximum speed.
NOTE3 It is differed by an operating conditions.
NOTE4 Please discuss with our company when Vertical Use is applied.
NOTE5 When the robot collides with an excessive overhang setting, the robot may be subject to a large impact and damaged.


| Model / Peak Force | ALD230-1H1 A022 220N | ALD230-1H2 A022 220N | ALD230-1H1 A044 440N | ALD230-1H2 A044 440N | ALD230-1H1 A060 600N | ALD230-1H2 A060 600N | ALD230-1H1 A120 1200N | ALD230-1H2 A120 1200N |
|---|---|---|---|---|---|---|---|---|

| Specification | Unit | Data |
|---|---|---|
| ALD230-1H2-A022 | | ALD230-2H2-A022 |
|  | |  |
| Rated Force | N | 80 |
| Peak Force | N | 220 |
| Resolution | ㎛ | Note1 0.1 ~ 40 |
| Max. Speed | mm/sec | Note2 2500 |
| Max. Stroke | mm | 3000 |
| Max. Load | kgf | Note3 105 |
| LM Guide | - | NO 25, 2Rail 4Block |

| Specification | | Unit | Data | | | |
|---|---|---|---|---|---|---|
| Acceleration | | G | 0.3 | 0.5 | 0.7 | 1.0 |
| Load | | kgf | 25 | 14 | 8 | 4 |
| Allowable Overhang Distance - mm | Horizontal Use | 0° | 1200 | 1200 | 1200 | 1200 |
| | | 45° | 1200 | 1200 | 1200 | 1200 |
| | | 90° | 1200 | 1200 | 1200 | 1200 |
| | Wall Installation Use | 0° | 1200 | 1200 | 1200 | 1200 |
| | | 45° | 1200 | 1200 | 1200 | 1200 |
| | | 90° | 870 | 1200 | 1200 | 1200 |
| | Note4 Vertical Use | 0° | 1200 | 1200 | 1200 | 1200 |
| | | 45° | 760 | 1200 | 1200 | 1200 |
| | | 90° | 1200 | 1200 | 1200 | 1200 |
| Note5 | Estimated Condition | Max Speed : 2000 mm/sec<br>Waiting Time : 0 sec | | Life Time : 15000 hr<br>Stroke : 2000 mm | | |

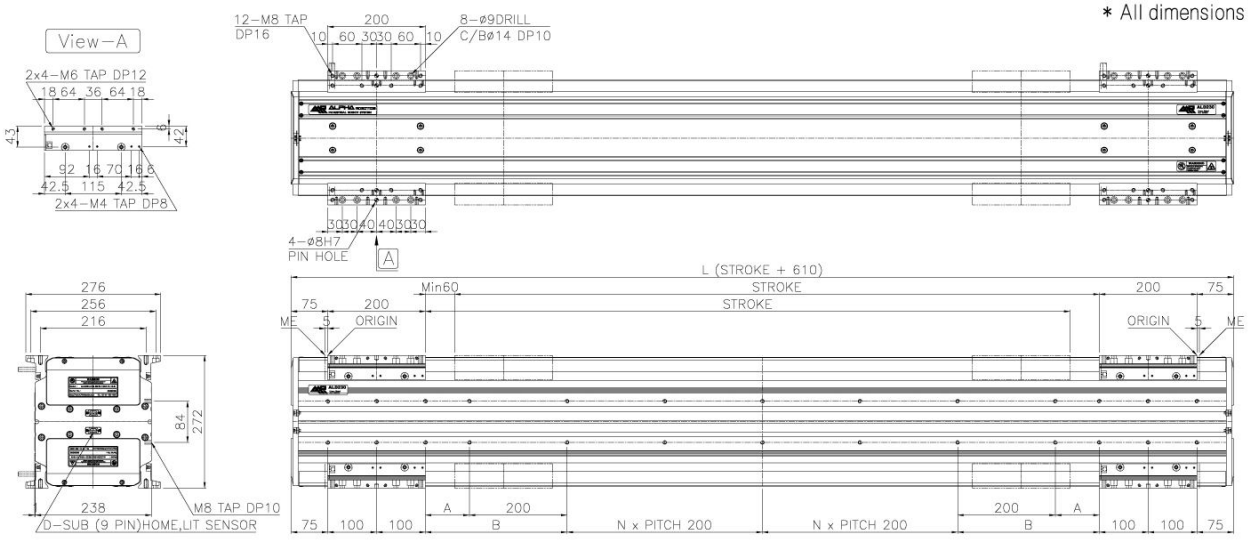
## ALD230-1H2

* All dimensions in mm




## ALD230-2H2

* All dimensions in mm




| Model \ Stroke | Units | 500 | 1000 | 1500 | 2000 | 3000 | Offset(100) |
|---|---|---|---|---|---|---|---|
| ALD230-1H2-A022 | kgf | 60.42 | 82.24 | 104.07 | 125.90 | 169.55 | (4.37) |
| ALD230-2H2-A022 | kgf | 88.43 | 110.25 | 132.08 | 153.91 | 197.56 | (4.37) |

CAUTION

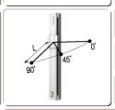
Please be careful of surrounding interference when it is returning to origin because of the slide moves to ME.
ME : Mechanical End
SE : Stroke End

Apply 'B' value, in case of 'A' value is below of 80

NOTE1 It is differed by the drive specification, the maximum speed and using conditions.
NOTE2 In case of the short stroke, it may not be reached at maximum speed.
NOTE3 It is differed by an operating conditions.
NOTE4 Please discuss with our company when Vertical Use is applied.
NOTE5 When the robot collides with an excessive overhang setting, the robot may be subject to a large impact and damaged.


| Model / Peak Force | ALD230-1H1 A022 220N | ALD230-1H2 A022 220N | ALD230-1H1 A044 440N | ALD230-1H2 A044 440N | ALD230-1H1 A060 600N | ALD230-1H2 A060 600N | ALD230-1H1 A120 1200N | ALD230-1H2 A120 1200N |
|---|---|---|---|---|---|---|---|---|

| Specification | Unit | Data |
|---|---|---|
| ALD230-1H1-A044  | | ALD230-2H1-A044  |
| Rated Force | N | 160 |
| Peak Force | N | 440 |
| Resolution | ㎛ | Note1 0.1 ~ 40 |
| Max. Speed | mm/sec | Note2 2500 |
| Max. Stroke | mm | 3000 |
| Max. Load | kgf | Note3 150 |
| LM Guide | - | NO 25, 2Rail 4Block |

| Specification | | Unit | Data | | | |
|---|---|---|---|---|---|---|
| Acceleration | | G | 0.3 | 0.5 | 0.7 | 1.0 |
| Load | | kgf | 66 | 39 | 26 | 16 |
| Allowable Overhang Distance - mm | Horizontal Use  | 0° | 620 | 1000 | 1200 | 1200 |
| | | 45° | 600 | 950 | 1200 | 1200 |
| | | 90° | 1200 | 1200 | 1200 | 1200 |
| | Wall Installation Use  | 0° | 700 | 1128 | 1200 | 1200 |
| | | 45° | 715 | 1145 | 1200 | 1200 |
| | | 90° | 355 | 567 | 799 | 1200 |
| | Note4 Vertical Use  | 0° | 800 | 1200 | 1200 | 1200 |
| | | 45° | 400 | 620 | 850 | 1200 |
| | | 90° | 800 | 1200 | 1200 | 1200 |
| Note5 | Estimated Condition | Max Speed : 2000 mm/sec Life Time : 15000 hr Waiting Time : 0 sec Stroke : 2000 mm | | | | |


## ALD230-1H1

* All dimensions in mm




## ALD230-2H1

* All dimensions in mm




| Model \ Stroke | Units | 500 | 1000 | 1500 | 2000 | 3000 | Offset(100) |
|---|---|---|---|---|---|---|---|
| ALD230-1H1-A044 | kgf | 67.82 | 89.64 | 111.47 | 133.30 | 176.95 | (4.37) |
| ALD230-2H1-A044 | kgf | 103.23 | 125.05 | 146.88 | 168.70 | 212.36 | (4.37) |

CAUTION

Please be careful of surrounding interference when it is returning to origin because of the slide moves to ME.
ME : Mechanical End
SE : Stroke End

Apply 'B' value, in case of 'A' value is below of 80

NOTE1 It is differed by the drive specification, the maximum speed and using conditions.
NOTE2 In case of the short stroke, it may not be reached at maximum speed.
NOTE3 It is differed by an operating conditions.
NOTE4 Please discuss with our company when Vertical Use is applied.
NOTE5 When the robot collides with an excessive overhang setting, the robot may be subject to a large impact and damaged.


| Model / Peak Force | ALD230-1H1 A022 220N | ALD230-1H2 A022 220N | ALD230-1H1 A044 440N | ALD230-1H2 A044 440N | ALD230-1H1 A060 600N | ALD230-1H2 A060 600N | ALD230-1H1 A120 1200N | ALD230-1H2 A120 1200N |
|---|---|---|---|---|---|---|---|---|

| Specification | Unit | Data |
|---|---|---|
| ALD230-1H2-A044 | | ALD230-2H2-A044 |
|  | |  |
| Rated Force | N | 160 |
| Peak Force | N | 440 |
| Resolution | ㎛ | Note1 0.1 ~ 40 |
| Max. Speed | mm/sec | Note2 2500 |
| Max. Stroke | mm | 3000 |
| Max. Load | kgf | Note3 150 |
| LM Guide | - | NO 25, 2Rail 4Block |

| Specification | | Unit | Data | | | |
|---|---|---|---|---|---|---|
| Acceleration | | G | 0.3 | 0.5 | 0.7 | 1.0 |
| Load | | kgf | 66 | 39 | 26 | 16 |
| Allowable Overhang Distance - mm | Horizontal Use | 0° | 620 | 1000 | 1200 | 1200 |
| | | 45° | 600 | 950 | 1200 | 1200 |
| | | 90° | 1200 | 1200 | 1200 | 1200 |
| | Wall Installation Use | 0° | 700 | 1128 | 1200 | 1200 |
| | | 45° | 715 | 1145 | 1200 | 1200 |
| | | 90° | 355 | 567 | 799 | 1200 |
| | Note4 Vertical Use | 0° | 800 | 1200 | 1200 | 1200 |
| | | 45° | 400 | 620 | 850 | 1200 |
| | | 90° | 800 | 1200 | 1200 | 1200 |
| Note5 | Estimated Condition | Max Speed : 2000 mm/sec Waiting Time : 0 sec | | Life Time : 15000 hr Stroke : 2000 mm | | |


## ALD230-1H2

* All dimensions in mm




## ALD230-2H2

* All dimensions in mm




| Model \ Stroke | Units | 500 | 1000 | 1500 | 2000 | 3000 | Offset(100) |
|---|---|---|---|---|---|---|---|
| ALD230-1H2-A044 | kgf | 67.82 | 89.64 | 111.47 | 133.30 | 176.95 | (4.37) |
| ALD230-2H2-A044 | kgf | 103.23 | 125.05 | 146.88 | 168.70 | 212.36 | (4.37) |

CAUTION

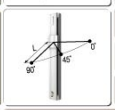
Please be careful of surrounding interference when it is returning to origin because of the slide moves to ME.
ME : Mechanical End
SE : Stroke End

Apply 'B' value, in case of 'A' value is below of 80

NOTE1 It is differed by the drive specification, the maximum speed and using conditions.
NOTE2 In case of the short stroke, it may not be reached at maximum speed.
NOTE3 It is differed by an operating conditions.
NOTE4 Please discuss with our company when Vertical Use is applied.
NOTE5 When the robot collides with an excessive overhang setting, the robot may be subject to a large impact and damaged.


| Model / Peak Force | ALD230-1H1 A022 220N | ALD230-1H2 A022 220N | ALD230-1H1 A044 440N | ALD230-1H2 A044 440N | ALD230-1H1 A060 600N | ALD230-1H2 A060 600N | ALD230-1H1 A120 1200N | ALD230-1H2 A120 1200N |
|---|---|---|---|---|---|---|---|---|

| Specification | Unit | Data |
|---|---|---|
| ALD230-1H1-A060 | | ALD230-2H1-A060 |
|  | |  |
| Rated Force | N | 280 |
| Peak Force | N | 600 |
| Resolution | ㎛ | Note1 0.1 ~ 40 |
| Max. Speed | mm/sec | Note2 2500 |
| Max. Stroke | mm | 3000 |
| Max. Load | kgf | Note3 150 |
| LM Guide | - | NO 25, 2Rail 4Block |

| Specification | | Unit | Data | | | |
|---|---|---|---|---|---|---|
| Acceleration | | G | 0.3 | 0.5 | 0.7 | 1.0 |
| Load | | kgf | 102 | 62 | 43 | 28 |
| Allowable Overhang Distance - mm | Horizontal Use  | 0° | 350 | 555 | 760 | 1130 |
| | | 45° | 335 | 520 | 690 | 980 |
| | | 90° | 1200 | 1200 | 1200 | 1200 |
| | Wall Installation Use  | 0° | 325 | 522 | 714 | 1075 |
| | | 45° | 415 | 654 | 900 | 1200 |
| | | 90° | 181 | 290 | 398 | 587 |
| | Note4 Vertical Use  | 0° | 390 | 590 | 780 | 1140 |
| | | 45° | 195 | 295 | 390 | 570 |
| | | 90° | 390 | 590 | 780 | 1140 |
| Note5 | Estimated Condition | | Max Speed : 2000 mm/sec<br>Waiting Time : 0 sec | | Life Time : 15000 hr<br>Stroke : 2000 mm | |


## ALD230-1H1

* All dimensions in mm




## ALD230-2H1

* All dimensions in mm




| Model \ Stroke | Units | 500 | 1000 | 1500 | 2000 | 3000 | Offset(100) |
|---|---|---|---|---|---|---|---|
| ALD230-1H1-A060 | kgf | 69.28 | 92.72 | 116.16 | 139.59 | 186.46 | (4.69) |
| ALD230-2H1-A060 | kgf | 104.39 | 127.82 | 151.26 | 174.70 | 221.57 | (4.69) |

CAUTION

Please be careful of surrounding interference when it is returning to origin because of the slide moves to ME.
ME : Mechanical End
SE : Stroke End

Apply 'B' value, in case of 'A' value is below of 80

NOTE1 It is differed by the drive specification, the maximum speed and using conditions.
NOTE2 In case of the short stroke, it may not be reached at maximum speed.
NOTE3 It is differed by an operating conditions.
NOTE4 Please discuss with our company when Vertical Use is applied.
NOTE5 When the robot collides with an excessive overhang setting, the robot may be subject to a large impact and damaged.


| Model / Peak Force | ALD230-1H1 A022 220N | ALD230-1H2 A022 220N | ALD230-1H1 A044 440N | ALD230-1H2 A044 440N | ALD230-1H1 A060 600N | ALD230-1H2 A060 600N | ALD230-1H1 A120 1200N | ALD230-1H2 A120 1200N |
|---|---|---|---|---|---|---|---|---|

| Specification | Unit | Data |
|---|---|---|
| ALD230-1H2-A060 | | ALD230-2H2-A060 |
|  | |  |
| Rated Force | N | 280 |
| Peak Force | N | 600 |
| Resolution | ㎛ | Note1 0.1 ~ 40 |
| Max. Speed | mm/sec | Note2 2500 |
| Max. Stroke | mm | 3000 |
| Max. Load | kgf | Note3 150 |
| LM Guide | - | NO 25, 2Rail 4Block |

| Specification | | Unit | Data | | | |
|---|---|---|---|---|---|---|
| Acceleration | | G | 0.3 | 0.5 | 0.7 | 1.0 |
| Load | | kgf | 102 | 62 | 43 | 28 |
| Allowable Overhang Distance - mm | Horizontal Use | 0° | 350 | 555 | 760 | 1130 |
| | | 45° | 335 | 520 | 690 | 980 |
| | | 90° | 1200 | 1200 | 1200 | 1200 |
| | Wall Installation Use | 0° | 325 | 522 | 714 | 1075 |
| | | 45° | 415 | 654 | 900 | 1200 |
| | | 90° | 181 | 290 | 398 | 587 |
| | Note4 Vertical Use | 0° | 390 | 590 | 780 | 1140 |
| | | 45° | 195 | 295 | 390 | 570 |
| | | 90° | 390 | 590 | 780 | 1140 |
| Note5 | Estimated Condition | Max Speed : 2000 mm/sec<br>Waiting Time : 0 sec | | Life Time : 15000 hr<br>Stroke : 2000 mm | | |


## ALD230-1H2

* All dimensions in mm




## ALD230-2H2

* All dimensions in mm




| Model \ Stroke | Units | 500 | 1000 | 1500 | 2000 | 3000 | Offset(100) |
|---|---|---|---|---|---|---|---|
| ALD230-1H2-A060 | kgf | 69.28 | 92.72 | 116.16 | 139.59 | 186.46 | (4.69) |
| ALD230-2H2-A060 | kgf | 104.39 | 127.82 | 151.26 | 174.70 | 221.57 | (4.69) |

CAUTION

Please be careful of surrounding interference when it is returning to origin because of the slide moves to ME.
ME : Mechanical End
SE : Stroke End

Apply 'B' value, in case of 'A' value is below of 80

NOTE1 It is differed by the drive specification, the maximum speed and using conditions.
NOTE2 In case of the short stroke, it may not be reached at maximum speed.
NOTE3 It is differed by an operating conditions.
NOTE4 Please discuss with our company when Vertical Use is applied.
NOTE5 When the robot collides with an excessive overhang setting, the robot may be subject to a large impact and damaged.


| Model / Peak Force | ALD230-1H1 A022 220N | ALD230-1H2 A022 220N | ALD230-1H1 A044 440N | ALD230-1H2 A044 440N | ALD230-1H1 A060 600N | ALD230-1H2 A060 600N | ALD230-1H1 A120 1200N | ALD230-1H2 A120 1200N |
|---|---|---|---|---|---|---|---|---|

| Specification | Unit | Data |
|---|---|---|
| ALD230-1H1-A120 | | ALD230-2H1-A120 |
|  | |  |
| Rated Force | N | 560 |
| Peak Force | N | 1200 |
| Resolution | ㎛ | Note1 0.1 ~ 40 |
| Max. Speed | mm/sec | Note2 2500 |
| Max. Stroke | mm | 3000 |
| Max. Load | kgf | Note3 150 |
| LM Guide | - | NO 25, 2Rail 6Block |

| Specification | | Unit | Data | | | |
|---|---|---|---|---|---|---|
| Acceleration | | G | 0.3 | 0.5 | 0.7 | 1.0 |
| Load | | kgf | 150 | 129 | 90 | 60 |
| Allowable Overhang Distance - mm | Horizontal Use | 0° | 240 | 265 | 370 | 570 |
| | | 45° | 235 | 260 | 365 | 550 |
| | | 90° | 1200 | 1200 | 1200 | 1200 |
| | Wall Installation Use | 0° | 450 | 485 | 675 | 1011 |
| | | 45° | 260 | 287 | 408 | 612 |
| | | 90° | 165 | 180 | 250 | 385 |
| | Note4 Vertical Use | 0° | 565 | 600 | 800 | 1150 |
| | | 45° | 280 | 300 | 400 | 570 |
| | | 90° | 565 | 600 | 790 | 1140 |
| Note5 | Estimated Condition | Max Speed : 2000 mm/sec<br>Waiting Time : 0 sec | | Life Time : 15000 hr<br>Stroke : 2000 mm | | |


## ALD230-1H1

* All dimensions in mm




## ALD230-2H1

* All dimensions in mm




| Model \ Stroke | Units | 500 | 1000 | 1500 | 2000 | 3000 | Offset(100) |
|---|---|---|---|---|---|---|---|
| ALD230-1H1-A120 | kgf | 88.50 | 111.93 | 135.37 | 158.81 | 205.68 | (4.69) |
| ALD230-2H1-A120 | kgf | 142.82 | 166.25 | 189.69 | 213.13 | 260.00 | (4.69) |

CAUTION

Please be careful of surrounding interference when it is returning to origin because of the slide moves to ME.
ME : Mechanical End
SE : Stroke End

Apply 'B' value, in case of 'A' value is below of 80

NOTE1 It is differed by the drive specification, the maximum speed and using conditions.
NOTE2 In case of the short stroke, it may not be reached at maximum speed.
NOTE3 It is differed by an operating conditions.
NOTE4 Please discuss with our company when Vertical Use is applied.
NOTE5 When the robot collides with an excessive overhang setting, the robot may be subject to a large impact and damaged.


| Model / Peak Force | ALD230-1H1 A022 220N | ALD230-1H2 A022 220N | ALD230-1H1 A044 440N | ALD230-1H2 A044 440N | ALD230-1H1 A060 600N | ALD230-1H2 A060 600N | ALD230-1H1 A120 1200N | ALD230-1H2 A120 1200N |
|---|---|---|---|---|---|---|---|---|

| Specification | Unit | Data |
|---|---|---|
| ALD230-1H2-A120 | | ALD230-2H2-A120 |
|  | |  |
| Rated Force | N | 560 |
| Peak Force | N | 1200 |
| Resolution | ㎛ | Note1 0.1 ~ 40 |
| Max. Speed | mm/sec | Note2 2500 |
| Max. Stroke | mm | 3000 |
| Max. Load | kgf | Note3 150 |
| LM Guide | - | NO 25, 2Rail 6Block |

| Specification | | Unit | Data | | | |
|---|---|---|---|---|---|---|
| Acceleration | | G | 0.3 | 0.5 | 0.7 | 1.0 |
| Load | | kgf | 150 | 129 | 90 | 60 |
| Allowable Overhang Distance - mm | Horizontal Use | 0° | 240 | 265 | 370 | 570 |
| | | 45° | 235 | 260 | 365 | 550 |
| | | 90° | 1200 | 1200 | 1200 | 1200 |
| | Wall Installation Use | 0° | 450 | 485 | 675 | 1011 |
| | | 45° | 260 | 287 | 408 | 612 |
| | | 90° | 165 | 180 | 250 | 385 |
| | Note4 Vertical Use | 0° | 565 | 600 | 800 | 1150 |
| | | 45° | 280 | 300 | 400 | 570 |
| | | 90° | 565 | 600 | 790 | 1140 |
| Note5 | Estimated Condition | Max Speed : 2000 mm/sec Waiting Time : 0 sec | | Life Time : 15000 hr Stroke : 2000 mm | | |


## ALD230-1H2

* All dimensions in mm




## ALD230-2H2

* All dimensions in mm




| Model \ Stroke | Units | 500 | 1000 | 1500 | 2000 | 3000 | Offset(100) |
|---|---|---|---|---|---|---|---|
| ALD230-1H2-A120 | kgf | 88.50 | 111.93 | 135.37 | 158.81 | 205.68 | (4.69) |
| ALD230-2H2-A120 | kgf | 142.82 | 166.25 | 189.69 | 213.13 | 260.00 | (4.69) |

CAUTION

Please be careful of surrounding interference when it is returning to origin because of the slide moves to ME.
ME : Mechanical End
SE : Stroke End

Apply 'B' value, in case of 'A' value is below of 80

NOTE1 It is differed by the drive specification, the maximum speed and using conditions.
NOTE2 In case of the short stroke, it may not be reached at maximum speed.
NOTE3 It is differed by an operating conditions.
NOTE4 Please discuss with our company when Vertical Use is applied.
NOTE5 When the robot collides with an excessive overhang setting, the robot may be subject to a large impact and damaged.