SATPIN Flashcards

s a t p i n: big letters with a keyword picture

Name: _____ Date: _____

The six SATPIN letters are the first sounds many programs teach, because they make lots of real words right away (sat, pin, tap, tin, nip). This set has picture cards, letter-only cards for fast review and a color-in page.



s a t p i n

How to use this file

1. Print pages 2 to 4 on card stock if you can. Cut the cards on the dashed lines.
2. Show the picture card. Say the sound (not the letter name), then the keyword: /s/ sun.
3. Children repeat the sound and do the action. Hear the sound at the start of the word.
4. Use the letter-only cards (page 3) for quick review: flash a card, children say the sound.
5. Page 4 is for color-in: children color the picture and trace the letter.

Teacher tip

Say pure sounds: /s/ as a hiss, not 'suh'; /t/ and /p/ as quick puffs without 'uh'. Short sounds blend into words much more easily.

Picture cards: s a t p i n

Cut on the dashed lines. Say the sound, then the keyword.

s
S



sun

a
A



ant

t
T



tap

p
P



pin

i
I



ink

n
N



net

Letter cards: fast review

Flash a card. Children say the sound.













Color-in cards

Color the picture, then trace the letter with a finger.

s
s



sun

a
a



ant

t
t



tap

p
p



pin

i
i



ink

n
n



net