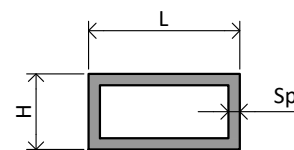




PROFILI COMMERCIALI

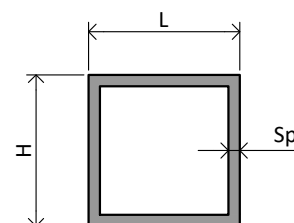
TUBOLARI RETTANGOLARI

MATRICE codice	L mm	H mm	Sp mm	PESO Kg/m
NX10318	160	80	4	5,011
NX10491	150	35	2	1,952
ER237	120	40	2	1,685
NX2519	120	20	2	1,469
NX3185	100	50	2	1,574
NX2139	100	20	2	1,226
NX10335	100	20	1,5	0,947
NX238	80	40	2	1,252
NX10336	80	40	1,5	0,947
NX211	80	20	2	1,037
NX10493	80	20	1,5	0,783
NX10518	80	20	1,4	0,734
NX10492	65	45	1,5	0,864
NX2473	60	20	3	0,837
NX10334	60	20	1,5	0,623
NX2509	40	20	1,5	0,470
NX240	40	20	2	0,604
NX2467	20	10	1,5	0,224



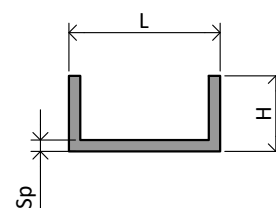
TUBOLARI QUADRATI

MATRICE codice	L mm	H mm	Sp mm	PESO Kg/m
NX10154	100	100	3	3,143
NX602	50	50	1,9	1,007
NX10153	50	50	3	1,523
NX10337	50	50	1,5	0,785
NX10134	45	45	2	0,948
NX2135	40	40	2	0,821
NX1731	30	30	1,8	0,548
NX2134	20	20	2	0,388



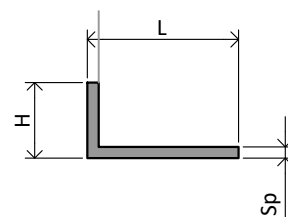
PROFILI AD "U"

MATRICE codice	L mm	H mm	Sp mm	PESO Kg/m
NX2466	120	20	2	0,842
NX2511	100	20	2	0,735
NX2144	80	20	2	0,626



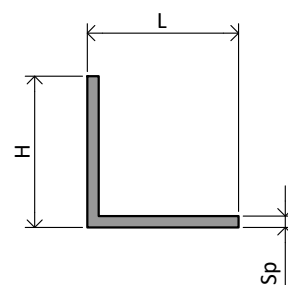
ANGOLARI

MATRICE codice	L mm	H mm	Sp mm	PESO Kg/m
NX10351	100	20	2	0,637
NX10352	80	20	2	0,529
NX2465	60	20	2	0,429
NX2129	50	20	2	0,367
NX251	40	20	2	0,324
NX2128	30	20	2	0,259



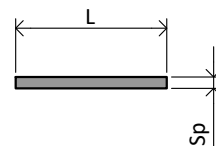
ANGOLARI

MATRICE codice	L mm	H mm	Sp mm	PESO Kg/m
NX2250	50	50	2	0,529
NX1	40	40	2	0,435
NX2513	30	30	2	0,313
NX2127	20	20	2	0,205



PIATTI

MATRICE codice	L mm	Sp mm	PESO Kg/m
NX2147	60	2	0,324
NX2119	50	2	0,270
NX2120	40	2	0,216
NX2121	30	2	0,162
NX10242	20	2	0,108



TUBOLARI TONDI

MATRICE codice	D mm	Sp mm	PESO Kg/m
NX1364	60	2	0,983
ER2131	50	2	0,812
ER2272	40	2	0,647
ER894	20	1,5	0,235

