



ENERGY STATEMENT

www.pge.com/MyEnergy

Account No: 5254412682-5
Statement Date: 01/14/2024
Due Date: 02/05/2024

Service For:

ROBERT ATLAS
1792 CORTE VISTA ST
BRENTWOOD, CA 94513

Questions about your bill?

Solar Hotline: 1-877-743-4112 M-F 7-6
General: 1-800-743-5000
Mon-Fri 7 a.m.- 7 p.m.
Saturday 8 a.m.- 5 p.m.
www.pge.com/MyEnergy

Ways To Pay

www.pge.com/waystopay

Your Enrolled Programs

Net Energy Metering (NEM2)

Your Account Summary

Amount Due on Previous Statement	\$67.63
Payment(s) Received Since Last Statement	-67.63
Previous Unpaid Balance	\$0.00
Current Electric Monthly Charges	\$11.29
Current Gas Charges	92.68

Total Amount Due by 02/05/2024 \$103.97

Your Net Energy Metering (NEM) Account Summary

Year-to-date (YTD) NEM charges are based on your YTD usage. Your NEM balance will be reconciled on your annual True-Up statement (02/2024). No credits will be carried over to your next True-Up period. Please see the "Summary of Your NEM YTD Charges" for more details.

YTD NEM Charges Before Taxes	\$244.09
Total Electric Minimum Delivery Charges	-124.79
Estimated Taxes	0.15
YTD Estimated NEM Charges At True-Up	\$119.45

Important Messages

PG&E has moved its headquarters to: Pacific Gas and Electric Company, 300 Lakeside Drive, Suite 210, Oakland, CA 94612
For customers with solar or other generation interconnection agreements, please send any future agreement-related documents to the address above, with: **Attn: Electric Grid Interconnection – Contract Management**. This notice is for information only.

Get help lowering your usage this winter with these simple ways to save. Visit www.pge.com/wintersavings.

Please return this portion with your payment. No staples or paper clips. Do not fold. Thank you.

99905254412682500000103970000010397



Account Number: 5254412682-5 Due Date: 02/05/2024 Total Amount Due: \$103.97

Amount Enclosed:
\$ [] [] [] [] [] [] [] [] [] []

ROBERT ATLAS
1792 CORTE VISTA ST
ATLAS, JULIE
BRENTWOOD, CA 94513-6511

PG&E
BOX 997300
SACRAMENTO, CA 95899-7300



ENERGY STATEMENT

www.pge.com/MyEnergy

Account No: 5254412682-5
Statement Date: 01/14/2024
Due Date: 02/05/2024

Important Phone Numbers - Monday-Friday 7 a.m.-7 p.m., Saturday 8 a.m.-5 p.m.

Customer Service (All Languages; Relay Calls Accepted) 1-800-743-5000 TTY 7-1-1

Servicio al Cliente en Español (Spanish)	1-800-660-6789	Dịch vụ khách tiếng Việt (Vietnamese)	1-800-298-8438
華語客戶服務 (Chinese)	1-800-893-9555	Business Customer Service	1-800-468-4743

Rules and rates

You may be eligible for a lower rate. To learn more about optional rates or view a complete list of rules and rates, visit www.pge.com or call 1-800-743-5000.

If you believe there is an error on your bill, please call **1-800-743-5000** to speak with a representative. If you are not satisfied with our response, contact the California Public Utilities Commission (CPUC), Consumer Affairs Branch (CAB), 505 Van Ness Avenue, Room 2003, San Francisco, CA 94102, 1-800-649-7570 or 7-1-1 (8:30 AM to 4:30 PM, Monday through Friday) or by visiting www.cpuc.ca.gov/complaints/.

To avoid having service turned off while you wait for the outcome of a complaint to the CPUC specifically regarding the accuracy of your bill, please contact CAB for assistance. If your case meets the eligibility criteria, CAB will provide you with instructions on how to mail a check or money order to be impounded pending resolution of your case. You must continue to pay your current charges while your complaint is under review to keep your service turned on.

If you are not able to pay your bill, call PG&E to discuss how we can help. You may qualify for reduced rates under PG&E's CARE program or other special programs and agencies may be available to assist you. You may qualify for PG&E's Energy Savings Assistance Program which is an energy efficiency program for income-qualified residential customers.

Important definitions

Rotating outage blocks are subject to change without advance notice due to operational conditions.

Tier 1/Baseline allowance: Some residential rates are given a Tier 1/Baseline allowance - a CPUC approved percentage of average customer usage during summer and winter months. Your Tier 1/Baseline allowance provides for basic needs at an affordable price and encourages conservation. Your allowance is assigned based on the climate where you live, the season and your heat source. As you use more energy, you pay more for usage. Any usage over your baseline allowance will be charged at a higher price.

Wildfire Fund Charge: Charge on behalf of the State of California Department of Water Resources (DWR) to fund the California Wildfire Fund. For usage prior to October 1, 2020, this charge included costs related to the 2001 California energy crisis, also collected on behalf of the DWR. These charges belong to DWR, not PG&E.

Power Charge Indifference Adjustment (PCIA): The PCIA is a charge to ensure that both PG&E customers and those who have left PG&E service to purchase electricity from other providers pay for the above market costs for electric generation resources that were procured by PG&E on their behalf. 'Above market' refers to the difference between what the utility pays for electric generation and current market prices for the sale of those resources. Visit www.pge.com/cca.

Wildfire Hardening Charge: PG&E has been permitted to issue bonds that enable it to recover more quickly certain costs related to preventing and mitigating catastrophic wildfires, while reducing the total cost to its customers. Your bill for electric service includes a fixed recovery charge called the Wildfire Hardening Charge that has been approved by the CPUC to repay those bonds. The right to recover the Wildfire Hardening Charge has been transferred to a separate entity (called the Special Purpose Entity) that issued the bonds and does not belong to PG&E. PG&E is collecting the Wildfire Hardening Charge on behalf of the Special Purpose Entity. For details visit: www.pge.com/tariffs/assets/pdf/tariffbook/ELEC_PRELIM_JF.pdf.

Recovery Bond Charge/Credit: Your bill for electric service includes a charge that has been approved by the CPUC to repay bonds issued for certain costs related to catastrophic wildfires. The Recovery Bond Charge (RBC) rate is currently \$0.00798 per kWh. PG&E has also contributed certain amounts to a trust fund which is used to provide a customer credit equal to \$0.00798 per kWh (Recovery Bond Credit). The right to recover the RBC has been transferred to one or more Special Purpose Entities that issued the bonds and does not belong to PG&E. PG&E is collecting that portion of the RBC on behalf of the Special Purpose Entities.

Gas Public Purpose Program (PPP) Surcharge. Used to fund state-mandated gas assistance programs for low-income customers, energy efficiency programs, and public-interest research and development.

Visit www.pge.com/billexplanation for more definitions. To view most recent bill inserts including legal or mandated notices, visit www.pge.com/billinserts.

See the table reflecting "Your Electric Charges Breakdown" on the last page

"PG&E" refers to Pacific Gas and Electric Company, a subsidiary of PG&E Corporation. © 2024 Pacific Gas and Electric Company. All rights reserved.

Please do not mark in box. For system use only.

Update My Information (English Only) Ways To Pay

Please allow 1-2 billing cycles for changes to take effect

Account Number: 5254412682-5

Change my mailing address to: _____

City _____ State _____ ZIP code _____

Primary _____ Primary _____

Phone _____ Email _____

- **Online via web or mobile at www.pge.com/waystopay**
- **By mail:** Send your payment along with this payment stub in the envelope provided.
- **By debit card, Visa, MasterCard, American Express, or Discover:** Call 877-704-8470 at any time. (Our independent service provider charges a fee per transaction.)
- **At a neighborhood payment center:** To find a neighborhood payment center near you, please visit www.pge.com or call 800-743-5000. Please bring a copy of your bill with you.



ENERGY STATEMENT

www.pge.com/MyEnergy

Account No: 5254412682-5
Statement Date: 01/14/2024
Due Date: 02/05/2024

Summary of Your Year-to-Date (YTD) NEM Charges

Service For: 1792 CORTE VISTA ST
Service Agreement ID: 5251130525
Rate Schedule: Time-of-Use (Peak Pricing 4 - 9 p.m. Every Day)

Summary of NEM Charges

Bill Period End Date	Net Peak Usage (kWh)	Net Off Peak Usage (kWh)	Net Usage (kWh)	Estimated NEM Charges Before Taxes	Estimated Total NEM Charges
03/14/2023	46	-23	23	\$12.37	\$12.37
04/13/2023	-4	3	-1	7.06	7.06
05/14/2023	-38	-38	-76	-15.18	-15.20
06/12/2023	-47	-73	-120	-30.32	-30.35
07/13/2023	-27	-63	-90	-23.25	-23.28
08/13/2023	84	28	112	52.63	52.66
09/12/2023	58	26	84	40.06	40.09
10/12/2023	13	-18	-4	4.29	4.29
11/12/2023	39	83	122	43.34	43.38
12/12/2023	53	157	211	70.48	70.54
01/11/2024	52	181	233	82.61	82.68
TOTAL	229	263	494	\$244.09	\$244.24

Estimated tax amount, if applicable, is displayed in the box below. Differences in net usage occur due to rounding.

Electric Charges

Bill Period End Date	Minimum Delivery Charges	Energy Charges *
03/14/2023	\$10.84	\$3.95
04/13/2023	11.28	-0.17
05/14/2023	11.66	-11.31
06/12/2023	10.90	-18.88
07/13/2023	11.66	-14.95
08/13/2023	11.66	21.76
09/12/2023	11.28	16.10
10/12/2023	11.28	-0.46
11/12/2023	11.66	17.65
12/12/2023	11.28	30.23
01/11/2024	11.29	35.10
TOTAL	\$124.79	\$79.02

* Please go to pge.com/electricrates to find the generation component of your Energy Charges.

Explanation of Calculations

Your YTD Estimated NEM Charges represents the total charges for energy used, net of any credits for energy exported to the grid.

NEM Charges are calculated each month but are not billed until the end of the True-Up period. This True-Up process allows you to use credits generated in a given month to offset charges across other months within the True-Up period, which is typically 12 billing cycles. Your Summary of NEM Charges will be reset to zero at True-Up.

The Minimum Delivery Charge is billed monthly and credited at True-Up if the total NEM Charges Before Taxes or total State Mandated Non-Bypassable Charges are greater than your cumulative Minimum Delivery Charges. Refer to Detail of NEM Charges page for details about the State Mandated Non-Bypassable Charges.

Energy Charges are commodity costs related to energy usage and will be paid (if a positive amount) at True-Up when your NEM Charges Before Taxes are less than the sum of your total Minimum Delivery Charges and Energy Charges.

This is your YTD balance. Your total NEM Charges will be reconciled on your True-Up statement (**02/2024**).

YTD NEM Charges Before Taxes	\$244.09
Total Electric Minimum Delivery Charges	-124.79
Estimated Taxes	0.15
YTD Estimated NEM Charges At True-Up	\$119.45

Please contact the Solar Customer Service Center at 1-877-743-4112 for questions about your NEM charges.

Visit www.pge.com/nembilling for a detailed explanation of NEM billing



ENERGY STATEMENT

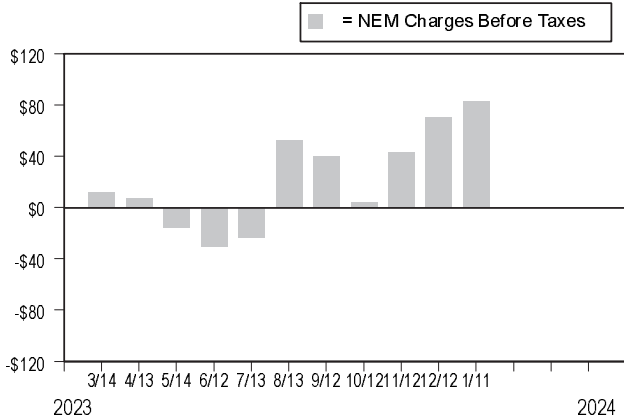
www.pge.com/MyEnergy

Account No: 5254412682-5
Statement Date: 01/14/2024
Due Date: 02/05/2024

Summary of Your Year-to-Date (YTD) NEM Charges (continued)

Service For: 1792 CORTE VISTA ST
Service Agreement ID: 5251130525
Rate Schedule: Time-of-Use (Peak Pricing 4 - 9 p.m. Every Day)

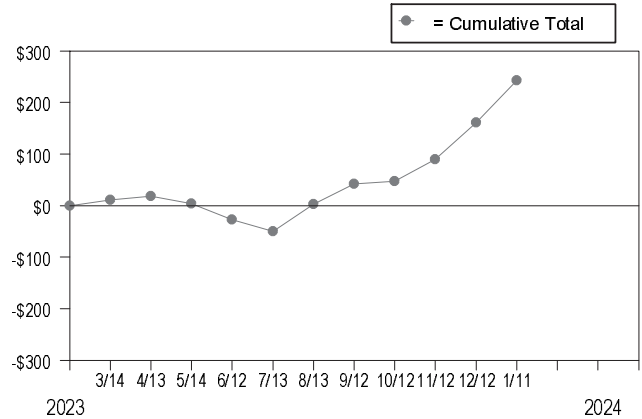
NEM Charges Before Taxes



Monthly NEM Charges

Monthly NEM Charges represent the cost of the electricity you use each month. You don't pay your monthly NEM balance each month. Instead, your Monthly NEM Charges are added up to calculate your Cumulative NEM balance, which you pay at True-Up.

Cumulative NEM Balance by Month



Cumulative NEM Balance

Cumulative NEM balance is a running total of your electricity costs and can increase or decrease depending on each month's use and generation. You only pay your Cumulative NEM balance at True-Up, and based on program rules, customers do not receive payment for a negative cumulative NEM balance.



ENERGY STATEMENT

www.pge.com/MyEnergy

Account No: 5254412682-5
Statement Date: 01/14/2024
Due Date: 02/05/2024

Details of Electric Monthly Charges

12/13/2023 - 01/11/2024 (30 billing days)

Service For: 1792 CORTE VISTA ST
Service Agreement ID: 5251130525
Rate Schedule: Time-of-Use (Peak Pricing 4 - 9 p.m. Every Day)
Enrolled Programs: Net Energy Metering (NEM2)

12/13/2023 – 12/31/2023

Minimum Delivery Charge ¹ 19 days @ \$0.37612 \$7.15

01/01/2024 – 01/11/2024

Minimum Delivery Charge ¹ 11 days @ \$0.37612 \$4.14

Electric Monthly Charges \$11.29

¹ The Minimum Delivery Charge is set by the CPUC. Your electric Minimum Delivery Charge for this period is \$11.29. This amount can include applicable discounts and may be deducted at True-Up if your total NEM Charges Before Taxes are greater than your total Minimum Delivery Charges.

Service Information

Meter # 1005094941
Imports 274.444000 kWh
Exports -41.108000 kWh
Net Usage 233.336000 kWh
Baseline Territory S
Heat Source B - Not Electric
Serial S
Rotating Outage Block 12C



ENERGY STATEMENT

www.pge.com/MyEnergy

Account No: 5254412682-5
Statement Date: 01/14/2024
Due Date: 02/05/2024

Details of NEM Charges

12/13/2023 - 01/11/2024 (30 billing days)

Service For: 1792 CORTE VISTA ST
Service Agreement ID: 5251130525
Rate Schedule: Time-of-Use (Peak Pricing 4 - 9 p.m. Every Day)
Enrolled Programs: Net Energy Metering (NEM2)

12/13/2023 – 12/31/2023

Baseline Allowance	210.90	kWh	(19 days x 10.2 kWh/day)	
Net Usage				
Peak	31.546000	kWh	@ \$0.43662	\$13.77
Off Peak	114.936000	kWh	@ \$0.40827	46.92
Baseline Credit	146.482000	kWh	@ -\$0.08851	-12.97
NBC Net Usage Adjustment				-4.79
State Mandated Non-Bypassable Charge ¹				5.52
Energy Commission Tax				0.04

01/01/2024 – 01/11/2024

Baseline Allowance	122.10	kWh	(11 days x 10.2 kWh/day)	
Net Usage				
Peak	20.307000	kWh	@ \$0.51536	\$10.47
Off Peak	66.547000	kWh	@ \$0.48701	32.41
Baseline Credit	86.854000	kWh	@ -\$0.10556	-9.17
NBC Net Usage Adjustment				-2.71
State Mandated Non-Bypassable Charge ¹				3.16
Energy Commission Tax				0.03

Monthly NEM Charges \$82.68

¹ The State Mandated Non-Bypassable Charge (NBC) cannot be reduced by any net generation credits. If applicable, additional discounts are included in the NBC.

Your NEM balance will be reconciled on your True-Up statement (02/2024).

Average Daily Usage (kWh / day)

Last Year	Last Period	Current Period
10.18	7.02	7.78

Service Information

Meter #	1005094941
Imports	274.444000 kWh
Exports	-41.108000 kWh
Net Usage	233.336000 kWh
Baseline Territory	S
Heat Source	B - Not Electric
Serial	S
Rotating Outage Block	12C

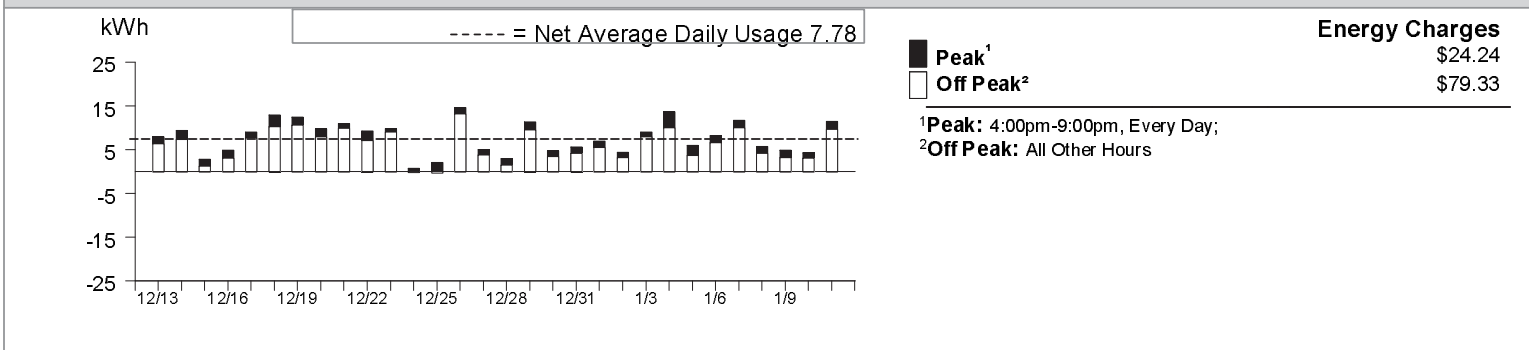
Additional Messages

The State Mandated Non-Bypassable Charge (NBC) is calculated based on your energy usage and is relevant to determine the True-Up amount. This charge includes the following fees: Public Purpose Programs, Nuclear Decommissioning, Wildfire Fund Charge and Competition Transition Charge. The NBC Net Usage Adjustment is to ensure that you don't pay for NBCs twice.

As a customer who receives electricity directly from PG&E, a portion of your electric charges currently includes the Power Charge Indifference Adjustment (PCIA). To learn more, review page 2 of this Energy Statement or visit www.pge.com/cca.

Visit www.pge.com/solarguide to get your guide to solar billing.

Net Electric Usage This Period: 233.336000 kWh, 30 billing days





ENERGY STATEMENT

www.pge.com/MyEnergy

Account No: 5254412682-5
Statement Date: 01/14/2024
Due Date: 02/05/2024

Details of Gas Charges

12/14/2023 - 01/12/2024 (30 billing days)

Service For: 1792 CORTE VISTA ST
Service Agreement ID: 5257781493
Rate Schedule: G1 SB Residential Service

12/14/2023 – 12/31/2023 Your Tier Usage 1 2

Tier 1 Allowance 34.92 Therms (18 days x 1.94 Therms/day)
Tier 1 Usage 22.800000 Therms @ \$2.25438 \$51.40
Gas PPP Surcharge (\$0.11055 /Therm) 2.52

01/01/2024 – 01/12/2024 Your Tier Usage 1 2

Tier 1 Allowance 23.28 Therms (12 days x 1.94 Therms/day)
Tier 1 Usage 15.200000 Therms @ \$2.43888 \$37.07
Gas PPP Surcharge (\$0.11051 /Therm) 1.69

Total Gas Charges \$92.68

Average Daily Usage (Therms / day)

Last Year	Last Period	Current Period
1.63	0.81	1.27

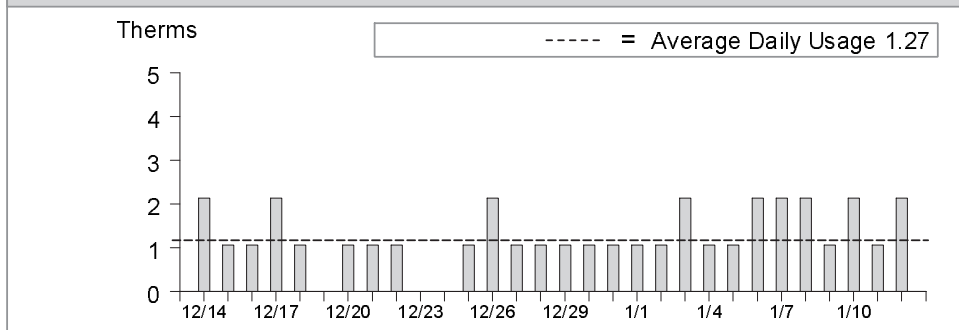
Service Information

Meter # 62630848
Current Meter Reading 344
Prior Meter Reading 308
Difference 36
Multiplier 1.067881
Total Usage 38.000000 Therms
Baseline Territory S
Serial S

Gas Procurement Costs (\$/Therm)

12/14/2023 - 12/31/2023 \$0.90733
01/01/2024 - 01/12/2024 \$0.75508

Gas Usage This Period: 38.000000 Therms, 30 billing days





ENERGY STATEMENT

www.pge.com/MyEnergy

Account No: 5254412682-5
Statement Date: 01/14/2024
Due Date: 02/05/2024

Important Messages (continued from page 1)

Find Ways to Save. The combination of colder weather, more time indoors and fewer daylight hours can increase your energy costs. For energy savings tips, visit www.pge.com/saveenergymoney.

Your Electric Charges Breakdown (from page 2)

Distribution	\$11.29
Total Electric Charges	\$11.29