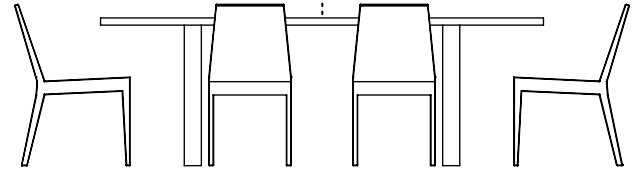
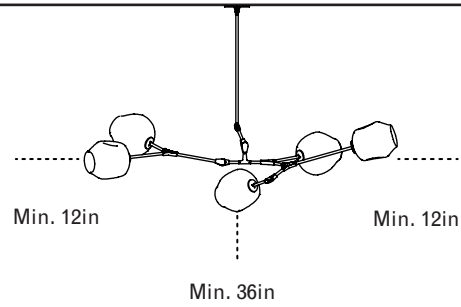


Hanging Recommendations

Dining Room

Branching Bubble
Cherry Bomb
Cherry Bomb Fringe
Drop System
Paradise
Kingdom
Clamp
Catch
Agnes
Knotty Bubbles

The bottom of the light fixture should be at least 36in above the table top and at least 12in from either end of the table edge.

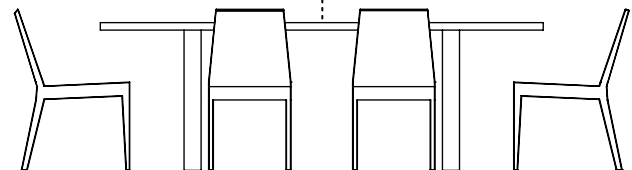
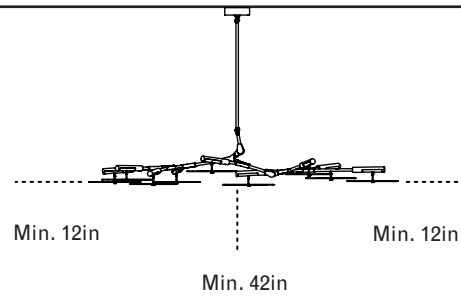


Dining Room

Branching Disc

Branching Disc chandeliers are well-suited for installations above eye level or tight to the ceiling to maximize light diffusion and the view of the porcelain discs.

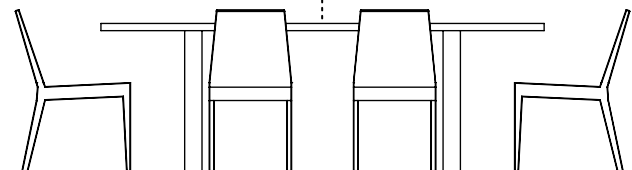
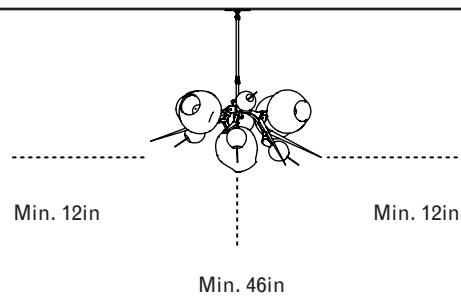
The bottom of the light fixture should be at least 42in above the table top and at least 12in from either end of the table edge.



Dining Room

Burst

The bottom of the light fixture should be at least 46in above the table top and at least 12in from either end of the table edge.



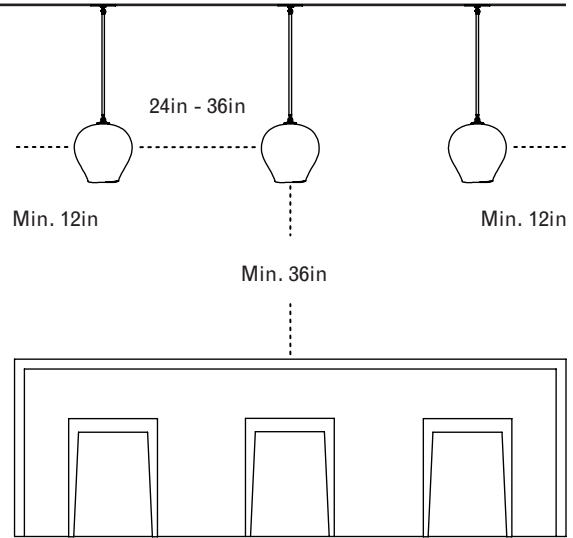
Hanging Recommendations

Kitchen Island

- Branching Bubble
- Branching Disc
- Cherry Bomb
- Cherry Bomb Fringe
- Burst
- Drop System
- Paradise
- Kingdom
- Clamp
- Catch
- Agnes
- Knotty Bubbles

The bottom of the light fixture should be at least 36in above the island countertop (42in for Branching Disc and 46in for Burst) and at least 12in from either end of the counter edge.

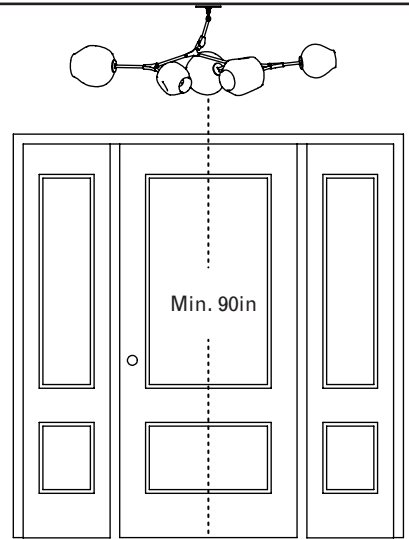
The distance between light fixtures should be 24 - 36in.



Entryway

- Branching Bubble
- Branching Disc
- Cherry Bomb
- Cherry Bomb Fringe
- Burst
- Drop System
- Paradise
- Kingdom
- Clamp
- Catch
- Agnes
- Knotty Bubbles

The bottom of the light fixture should be at least 90in above the finished floor for any fixture that will hang above a walking path.



Bedside

- Branching Bubble
- Branching Disc
- Cherry Bomb
- Cherry Bomb Fringe
- Drop System
- Paradise
- Kingdom
- Clamp
- Catch
- Agnes
- Knotty Bubbles

The bottom of light fixture should be at least 30in above the surface of the bed.

