

Contact

lindseyadelman.com
(212) 473-2501
info@lindseyadelman.com
press@lindseyadelman.com

New York Sales
danielle@lindseyadelman.com
louise@lindseyadelman.com

Los Angeles Sales
claire@lindseyadelman.com
shea@lindseyadelman.com

Contents

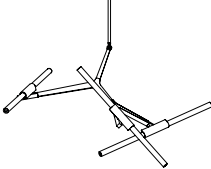
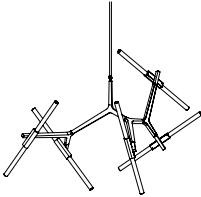
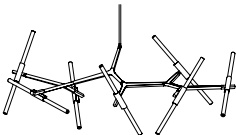
Agnes	1
Branching Bubble	4
Branching Disc	8
Burst	10
Cherry Bomb	11
Cherry Bomb Fringe	14
Catch	16
Clamp	19
Drop System	20
Kingdom	22
Knotty Bubbles	24
Stockists	26

Inspiration

Conceptually, Agnes was born in the wake of the California Gold Rush. In 2010, after Lindsey created Branching Bubble, she found herself drawn to the idea of a collapsible candelabra that might have been in the traveling kit of those plucky working-class ladies who traveled hundreds of miles west alone in the 1850s to San Francisco, to work in the saloons or to find husbands. In Lindsey’s wild imaginings, the lightweight fixture could be set up in a makeshift frontier settlement, turning even a tent into a boudoir, then folded up again, to fit into a tapestry carrying bag.

The modular configuration of light is not merely expandable—it can cascade down a staircase or span a double-height ceiling—its joints are also articulated. When the tubes are positioned straight up-and-down, it makes the room as intimate and formal as a chapel; set askew, it weaves whimsical shadows on the walls. There are even two versions—one with ends cut straight, another cut on an extreme angle, like a taper. With the same the self-reliant grace of the entrepreneurial women who inspired it, Agnes is adaptable and endlessly creative.

Chandelier

6 Lights \$5,040	H 26in/66cm W 44in/112cm D 29in/74cm WT 6lb/3kg	HARDWARE Black Bronze Polished Nickel* Brushed Brass*	GLASS Straight-Cut Angle-Cut	
10 Lights \$8,400	H 39in/99cm W 54in/137cm D 37in/94cm WT 9lb/4kg	HARDWARE Black Bronze Polished Nickel* Brushed Brass*	GLASS Straight-Cut Angle-Cut	
14 Lights \$11,760	H 32in/81cm W 71in/180cm D 40in/102cm WT 13lb/6kg	HARDWARE Black Bronze Polished Nickel* Brushed Brass*	GLASS Straight-Cut Angle-Cut	

* Polished Nickel and Brushed Brass Finishes - 25% Upcharge

Agnes

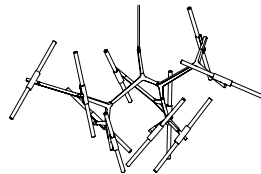
Chandelier

20 Lights
\$16,800

H 50in/127cm
W 78in/198cm
D 57in/145cm
WT 18lb/8kg

HARDWARE
Black
Bronze
Polished Nickel*
Brushed Brass*

GLASS
Straight-Cut
Angle-Cut



Cascade

20 Lights
\$16,800

H 115in/292cm
W 41in/104cm
D 42in/107cm
WT 18lb/8kg

HARDWARE
Black
Bronze
Polished Nickel*
Brushed Brass*

GLASS
Straight-Cut
Angle-Cut



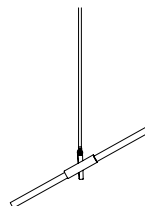
Pendant

2 Lights
\$1,050

H 15in/38cm
W 3in/8cm
D 25in/62cm
WT 2lb/1kg

HARDWARE
Black
Bronze
Polished Nickel*
Brushed Brass*

GLASS
Straight-Cut
Angle-Cut



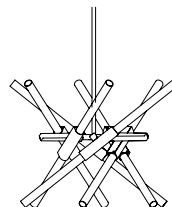
Astral

01 - 12 Lights
\$6,300

H 18in/46cm
W 23in/58cm
D 24in/61cm
WT 11lb/5kg

HARDWARE
Black
Bronze
Polished Nickel*
Brushed Brass*

GLASS
Straight-Cut
Angle-Cut

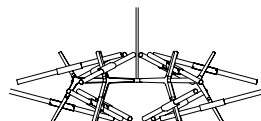


03 - 24 Lights
\$12,600

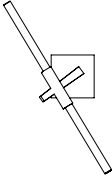
H 17in/43cm
W 60in/152cm
D 54in/97cm
WT 27lb/12kg

HARDWARE
Black
Bronze
Polished Nickel*
Brushed Brass*

GLASS
Straight-Cut
Angle-Cut



Sconce

2 Lights \$1,050	H 24in/61cm W 15in/38cm D 4in/9cm WT 5lb/3kg	HARDWARE Black Bronze Polished Nickel* Brushed Brass*	GLASS Straight-Cut Angle-Cut	
---------------------	---	---	------------------------------------	---

4 Lights \$3,360	H 29in/74cm W 28in/71cm D 12in/30cm WT 8lb/4kg	HARDWARE Black Bronze Polished Nickel* Brushed Brass*	GLASS Straight-Cut Angle-Cut	
---------------------	---	---	------------------------------------	---


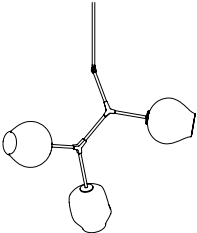
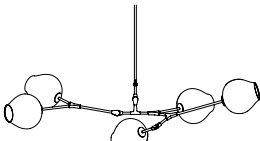
* Polished Nickel and Brushed Brass Finishes - 25% Upcharge

Inspiration

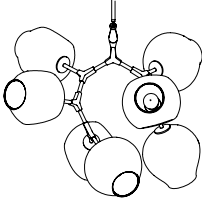
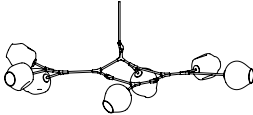
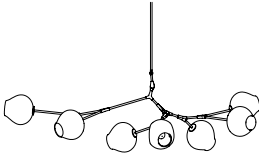
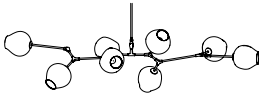
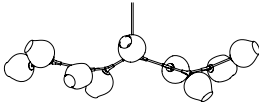
The inspiration for Branching Bubble, first created in 2006, was the brass swivel joints and elbows found in the industrial stores on lower Manhattan’s Canal Street. What would happen if you took those shapes and re-engineered them, creating something radical and unexpected? And what if you combined them with graceful, hand-blown glass globes, like those made by Michiko Sakano, a Brooklyn-based artist with an amazing eye who is steeped in traditional technique?

Branching Bubble is the union of those two seemingly disparate aesthetics—the industrial and the organic—like a marriage of opposites gone crazy with joy. The fixture can stay simple, or it can be designed to wander or sprawl to fit the space. Available in a range of metals and finishes, it can punctuate a vast ceiling with its warm glow or trickle down a wall—the possibilities are endless. The glass globes, whether clear, white or smoky gray, are like delicate vases set just slightly askew. The natural imperfections make the chandelier feel almost alive.

Chandelier

BB.03.14 \$9,000	H 18in/46cm W 68in/173cm D 23in/58cm WT 12lb/5kg	HARDWARE Brushed Brass Vintage Brass Oil Rubbed Bronze Satin Nickel	GLASS Clear Grey White	
BB.03.31 \$9,000	H 32in/81cm W 37in/94cm D 23in/58cm WT 12lb/5kg	HARDWARE Brushed Brass Vintage Brass Oil Rubbed Bronze Satin Nickel	GLASS Clear Grey White	
BB.05.28 \$15,000	H 21in/53cm W 64in/163cm D 21in/53cm WT 20lb/9kg	HARDWARE Brushed Brass Vintage Brass Oil Rubbed Bronze Satin Nickel	GLASS Clear Grey White	

Chandelier

BB.07.59 \$21,000	H 26in/66cm W 30in/76cm D 28in/71cm WT 28lb/13kg	HARDWARE Brushed Brass Vintage Brass Oil Rubbed Bronze Satin Nickel	GLASS Clear Grey White	
BB.07.45 \$21,000	H 22in/56cm W 80in/204cm D 29in/74cm WT 28lb/13kg	HARDWARE Brushed Brass Vintage Brass Oil Rubbed Bronze Satin Nickel	GLASS Clear Grey White	
BB.07.62 \$21,000	H 24in/61cm W 81in/206cm D 33in/84cm WT 28lb/13kg	HARDWARE Brushed Brass Vintage Brass Oil Rubbed Bronze Satin Nickel	GLASS Clear Grey White	
BB.08.03 \$24,000	H 23in/58cm W 90in/228cm D 33in/84cm WT 32lb/15kg	HARDWARE Brushed Brass Vintage Brass Oil Rubbed Bronze Satin Nickel	GLASS Clear Grey White	
BB.09.39 \$27,000	H 21in/53cm W 80in/203cm D 25in/64cm WT 36lb/16kg	HARDWARE Brushed Brass Vintage Brass Oil Rubbed Bronze Satin Nickel	GLASS Clear Grey White	

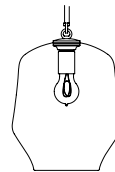
Pendant

BP.01.01 Large
\$4,500

H 14in/36cm
W 10in/25cm
D 12in/30cm
WT 6lb/3kg

HARDWARE
Brushed Brass
Vintage Brass
Oil Rubbed Bronze
Satin Nickel

GLASS
Clear
Grey
White

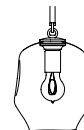


BP.01.01 Small
\$3,000

H 11in/28cm
W 7in/18cm
D 9in/23cm
WT 4lb/2kg

HARDWARE
Brushed Brass
Vintage Brass
Oil Rubbed Bronze
Satin Nickel

GLASS
Clear
Grey
White

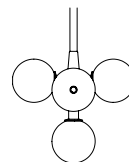


BP.05.02
\$4,900

H 8in/20cm
W 8in/20cm
D 8in/20cm
WT 5lb/2kg

HARDWARE
Brushed Brass
Vintage Brass
Oil Rubbed Bronze
Satin Nickel

GLASS
White Mini Globes
Aqua Mini Globes




TR.03.01
\$8,500

H 19in/48cm
W 16in/41cm
D 16in/41cm
WT 15lb/7kg

HARDWARE
Brushed Brass
Vintage Brass
Oil Rubbed Bronze
Satin Nickel

GLASS
Clear 16" Globe
Grey 16" Globe
White Pod



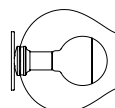
Sconce

SC.01.06
\$2,000

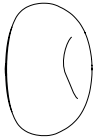
H 9in/23cm
W 7in/18cm
D 9in/23cm
WT 4lb/2kg

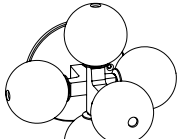
HARDWARE
Brushed Brass
Vintage Brass
Oil Rubbed Bronze
Satin Nickel

GLASS
Clear
Grey
White




Sconce

SC.01.07 \$3,000	H 9in/22cm W 9in/22cm D 4.5in/11cm WT 4lb/2kg	HARDWARE Brushed Brass Vintage Brass Oil Rubbed Bronze Satin Nickel	GLASS White	
---------------------	--	---	----------------	---

SC.05.02 \$4,900	H 8in/20cm W 8in/20cm D 8in/20cm WT 5lb/2kg	HARDWARE Brushed Brass Vintage Brass Oil Rubbed Bronze Satin Nickel	GLASS White Mini Globes Aqua Mini Globes	
---------------------	--	---	--	---

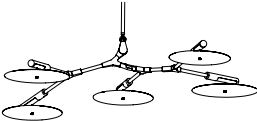
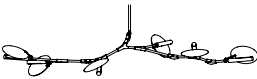
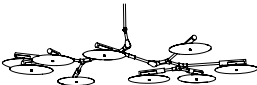
Floor Light

FL.02.01 \$7,600	H 72in/183cm W 34in/86cm D 29in/74cm WT 12lb/5kg	HARDWARE Brushed Brass Vintage Brass Oil Rubbed Bronze Satin Nickel	GLASS Clear Grey White	
---------------------	---	---	---------------------------------	---

Inspiration


The Branching Disc Collection was created as an aesthetic counterpoint to Branching Bubble. Both celebrate an exuberant organic sprawl, but Branching Disc explores the potential of a vertical plane on which slices of light hover and float. To create the wafer-thin, perfectly balanced scallops of porcelain, Lindsey worked with the legendary 280-year-old Munich-based porcelain company Nymphenburg, perhaps the only workshop capable of producing such delicate translucence. The fixture—which can also be configured in layers, like a mobile, to hang dramatically in a stairwell—is a minimal, unfussy reflection of nature, filtering the dappled light like the afternoon sun through a canopy of leaves.

Chandelier


BD.05.06 \$15,000	H 11in/23cm W 41in/104cm D 41in/104cm WT 15lb/7kg	HARDWARE Brushed Brass Vintage Brass Oil Rubbed Bronze Satin Nickel	SHADE Porcelain Disc	
BD.06.02 \$18,000	H 12in/30cm W 66in/168cm D 30in/76cm WT 15lb/7kg	HARDWARE Brushed Brass Vintage Brass Oil Rubbed Bronze Satin Nickel	DOME SHADE Brushed Brass Satin Nickel	
BD.09.01 \$27,000	H 13in/33cm W 63in/160cm D 38in/97cm WT 27lb/12kg	HARDWARE Brushed Brass Vintage Brass Oil Rubbed Bronze Satin Nickel	SHADE Porcelain Disc	


Branching Disc

Chandelier

BD.11.01 \$33,000	H 16in/41cm W 97in/246cm D 43in/109cm WT 33lb/15kg	HARDWARE Brushed Brass Vintage Brass Oil Rubbed Bronze Satin Nickel	SHADE Porcelain Disc	
----------------------	---	---	-------------------------	---

Sconce

SC.01.08 \$2,700	H 10-11in/26-28cm W 9-10in/23-26cm D 3.5in/9cm WT 3lb/2kg	HARDWARE Brushed Brass Vintage Brass Oil Rubbed Bronze Satin Nickel	SHADE Porcelain Disc	
---------------------	--	---	-------------------------	---

SC.02.03 \$3,900	H 12in/30cm W 10in/25cm D 3in/8cm WT 5lb/3kg	HARDWARE Brushed Brass Backplate	SHADE Hammered Bronze	
---------------------	---	--	--------------------------	---

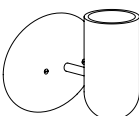

SC.01.09 \$3,250	H 7in/17cm W 8in/20cm D 7in/17cm WT 5lb/3kg	HARDWARE Hammered Bronze Backplate Brushed Brass Arm	SHADE Gloss Glazed Stoneware	
---------------------	--	---	------------------------------------	---

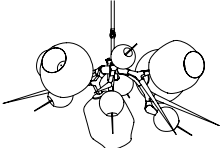
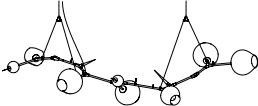
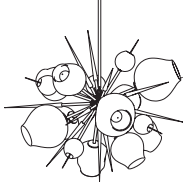
Table Light

TL.01.01 \$2,300	H 11in/28cm W 10in/25cm D 7in/18cm WT 3lb/1kg	HARDWARE Brushed Brass Satin Nickel	SHADE Polished Bronze Brushed Bronze	
---------------------	--	---	--	---

Inspiration

Burst embodies harmony and counterpoint. A celebration of contrasts, it uses the aesthetic language first developed for Branching Bubble, reinterpreted through its own dynamic geometry. A sharp-edged starburst, among its influences, are the elegant angles of medieval weaponry and the contrapuntal art of Ikebana—Japanese flower arrangement—where some stems are spikey and others nod in full bloom. The fixture echoes as well the jeweled brooches designed by the Parisian couturier Jeanne Lanvin in the 1930s, with weighty settings and a balance of bold real and faux gems. Hand-blown globes by Michiko Sakano alternate with glass spikes, as well as barnacle-like spheres rolled in 24-karat gold and finished with projections that resemble tiny bee stingers. With the luminous presence of dark bouquet lit from within, Branching Burst is moody yet buoyant, a bit rebellious, confident and expressive.

Chandelier



BU.05.02 \$21,000	H 20in/51cm W 35in/89cm D 40in/102cm WT 28lb/13kg	HARDWARE Brushed Brass Vintage Brass	GLASS Grey Colorway Clear Colorway	
BU.06.02 \$22,500	H 30in/76cm W 90in/229cm D 27in/69cm WT 32lb/15kg	HARDWARE Brushed Brass Vintage Brass	GLASS Grey Colorway Clear Colorway	
BU.10.04 \$43,500	H 31in/79cm W 36in/91cm D 35in/89cm WT 55lb/25kg	HARDWARE Brushed Brass Vintage Brass	GLASS Grey Colorway Clear Colorway	

Inspiration

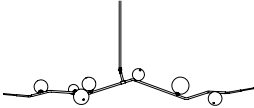
The Cherry Bomb Collection, which debuted in 2014, was born of Lindsey’s long-time obsession with the ephemerality of the spring-blossoming Japanese trees that line grand boulevards throughout the world. She has always been captivated by the achingly beautiful contrast between the short-lived whisper-pink flowers and the trees’ dark, gnarled limbs, which seem to have a profound story to tell.

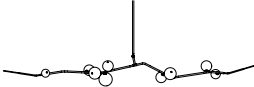
This is a diverse group of fixtures with dozens of possible configurations and several finishes, unified by the use of small, pale, round globes—amber, pink, white, blue, or olive—burnished with gold foil that gives them a soft, otherworldly glow amid the slender metal branches. From chandeliers that hang above a table like a gentle solar system to the bold yet almost weightless Cherry Bomb Cages, which resemble lobster traps freshly pulled from the bay, glistening in the sun, the collection gives expression to a panoply of emotions.

Pendant

CBP.01.01 Small \$3,600	H To Order W 5in/13cm D 5in/13cm WT 5lb/2.3kg	HARDWARE Brushed Brass Polished Brass Canopy	GLASS Amber with 24k Gold Foil Olive Green with 24k Gold Foil Sky Blue with 24k Gold Foil Pink with 24k Gold Foil White with 24k Gold Foil	
CBP.01.01 Medium \$4,300	H To Order W 8in/20cm D 8in/20cm WT 6lb/2.7kg	HARDWARE Brushed Brass Polished Brass Canopy	GLASS Amber with 24k Gold Foil Olive Green with 24k Gold Foil Sky Blue with 24k Gold Foil Pink with 24k Gold Foil White with 24k Gold Foil	
CBP.01.01 Large \$5,000	H To Order W 11in/23cm D 11in/23cm WT 7lb/3.2kg	HARDWARE Brushed Brass Polished Brass Canopy	GLASS Amber with 24k Gold Foil Olive Green with 24k Gold Foil Sky Blue with 24k Gold Foil Pink with 24k Gold Foil White with 24k Gold Foil	

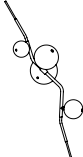
Chandelier

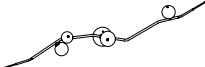
CB.07.05	H 11in/28cm W 73in/185cm D 11in/28cm WT 14lb/6kg	HARDWARE Brushed Brass Oil Rubbed Bronze Vintage Brass Satin Nickel	GLASS White White with 24k Gold Foil	
----------	---	---	--	---

CB.09.03	H 12in/30cm W 96in/244cm D 12in/30cm WT 27lb/12kg	HARDWARE Brushed Brass Oil Rubbed Bronze Vintage Brass Satin Nickel	GLASS White White with 24k Gold Foil	
----------	--	---	--	---

CB.09.05	H 79in/201cm W 11in/28cm D 15in/38cm WT 27lb/12kg	HARDWARE Brushed Brass Oil Rubbed Bronze Vintage Brass Satin Nickel	GLASS White White with 24k Gold Foil	
----------	--	---	--	---

Flush Mount

CB.03.02	H 29in/73cm W 14in/37cm D 8in/19cm WT 6lb/3kg	HARDWARE Brushed Brass Oil Rubbed Bronze Vintage Brass Satin Nickel	GLASS White White with 24k Gold Foil	
----------	--	---	--	---

CB.04.02	H 18in/46cm W 54in/137cm D 8in/20cm WT 12lb/5kg	HARDWARE Brushed Brass Oil Rubbed Bronze Vintage Brass Satin Nickel	GLASS White White with 24k Gold Foil	
----------	--	---	--	---

Floor Light

CBFL.07.01
\$12,000

H 66in/167cm
W 24in/62cm
D 37in/94cm
WT 20lb/9kg

HARDWARE
Brushed Brass
Oil Rubbed Bronze
Vintage Brass
Satin Nickel

GLASS
White
White with 24k Gold Foil

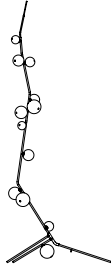


CBFL.12.01
\$18,000

H 95in/241cm
W 38in/97cm
D 25in/64cm
WT 24lb/11kg

HARDWARE
Brushed Brass
Oil Rubbed Bronze
Vintage Brass
Satin Nickel

GLASS
White
White with 24k Gold Foil



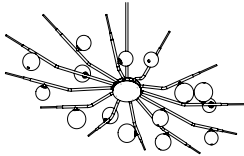
Radial Chandelier

CBR.15.01
\$29,000

H 8in/20cm
W 58in/147cm
D 35in/89cm
WT 26lb/12kg

HARDWARE
Brushed Brass
Oil Rubbed Bronze
Vintage Brass
Satin Nickel

GLASS
White
White with 24k Gold Foil



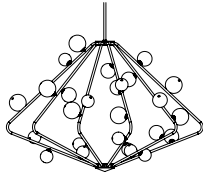
Cage Chandelier

CBC.26.01
\$56,000

H 33in/83cm
W 48in/122cm
D 47in/119cm
WT 60lb/27kg

HARDWARE
Brushed Brass
Oil Rubbed Bronze
Vintage Brass
Satin Nickel

GLASS
White
White with 24k Gold Foil

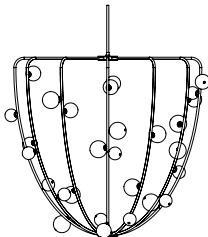


CBC.28.01
\$56,000

H 44in/111cm
W 48in/122cm
D 47in/119cm
WT 60lb/27kg

HARDWARE
Brushed Brass
Oil Rubbed Bronze
Vintage Brass
Satin Nickel

GLASS
White
White with 24k Gold Foil

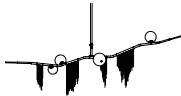
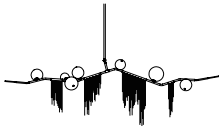



Inspiration

The Cherry Bomb Collection, which debuted in 2014, was born of Lindsey's long-time obsession with the ephemerality of the spring-blossoming Japanese trees that line grand boulevards throughout the world. She has always been captivated by the achingly beautiful contrast between the short-lived whisper-pink flowers and the trees' dark, gnarled limbs, which seem to have a profound story to tell.

Cherry Bomb Fringe came shortly after Cherry Bomb's debut. Inspired by Alexander McQueen's ravaged, rough-hemmed dresses, it may be the ultimate expression of the collection's form: Gold-filled jewelry chains cascade from the frame, as if its more effortless sister was found in a swamp, having been covered by Spanish moss—combining poetry and illumination in a striking, delicate balance.

Chandelier

CBF.04.01 \$14,080	H 20in/51cm W 54in/137cm D 8in/20cm WT 12lb/5kg	HARDWARE Brushed Brass Oil Rubbed Bronze Vintage Brass Satin Nickel	GLASS White White with 24k Gold Foil	
CBF.07.05 \$24,640	H 24in/61cm W 73in/185cm D 11in/28cm WT 14lb/6kg	HARDWARE Brushed Brass Oil Rubbed Bronze Vintage Brass Satin Nickel	GLASS White White with 24k Gold Foil	
CBF.09.03 \$31,680	H 20in/50cm W 91in/231cm D 14in/36cm WT 27lb/12kg	HARDWARE Brushed Brass Oil Rubbed Bronze Vintage Brass Satin Nickel	GLASS White White with 24k Gold Foil	


Flush Mount

CBF.04.02
\$14,080

H 22in/56cm
W 54in/137cm
D 8in/20cm
WT 14lb/6kg

HARDWARE
Brushed Brass
Oil Rubbed Bronze
Vintage Brass
Satin Nickel

GLASS
White
White with 24k Gold Foil



Catch

Inspiration

What makes hand-blown glass so hypnotic is that it suggests so many states at once: liquid, solid, translucent, transparent, molten and cool. The Catch Collection conveys that fluidity with a poetic vividness. Its globes, each with a unique and organic gourd-like contour, seem to drip with a languid intelligence, sometimes caught in a slender lasso of shiny metal, gently squeezed around the middle to gleam ever more warmly; other times slumping slowly down a sculptural block of malachite, brass or marble. What animates the collection, which includes chandeliers, wall fixtures, sconces and lamps, is a sense of enlivening, even precarious balance between structure and illumination. The metal or stone structure remains solid, steadfast, but the glass is ever-elusive and alchemical. Might it, if only in the imagination, fall through the yoke or swell to bursting? Could it dissolve into a luminous pool?

Chandelier

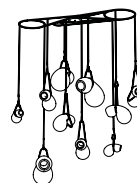
CS.07.01	H 72in/183cm W 65in/164cm D 25in/64cm WT 28lb/13kg	HARDWARE Brushed Brass Oil Rubbed Bronze Vintage Brass Satin Nickel	GLASS Clear White
\$31,500			



CS.07.02	H 42in/107cm W 41in/104cm D 41in/104cm WT 28lb/13kg	HARDWARE Brushed Brass Oil Rubbed Bronze Vintage Brass Satin Nickel	GLASS Clear White
\$31,500			



CS.10.01	H 80in/203cm W 65in/165cm D 25in/64cm WT 40lb/18kg	HARDWARE Brushed Brass Oil Rubbed Bronze Vintage Brass Satin Nickel	GLASS Clear White
\$45,000			



Catch

Pendant

CP.01.03 \$5,000	H 22in/56cm W 10in/25cm D 17in/43cm WT 4lb/2kg	HARDWARE Brushed Brass Oil Rubbed Bronze Vintage Brass Satin Nickel	GLASS Clear White
---------------------	---	---	-------------------------



CP.02.01 \$7,000	H 35in/89cm W 8in/20cm D 12in/30cm WT 8lb/4kg	HARDWARE Brushed Brass Oil Rubbed Bronze Vintage Brass Satin Nickel	GLASS Clear White
---------------------	--	---	-------------------------

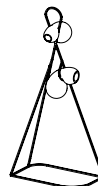


Floor Light

CF.01.01 \$10,000	H 57in/145cm W 26in/66cm D 19in/48cm WT 8lb/4kg	HARDWARE Brushed Brass Oil Rubbed Bronze Vintage Brass Satin Nickel	GLASS Clear White
----------------------	--	---	-------------------------



CF.02.03 \$13,000	H 55in/140cm W 26in/66cm D 19in/48cm WT 16lb/7kg	HARDWARE Brushed Brass Oil Rubbed Bronze Vintage Brass Satin Nickel	GLASS Clear White
----------------------	---	---	-------------------------



CF.02.04 \$13,000	H 59in/150cm W 24in/61cm D 25in/64cm WT 16lb/7kg	HARDWARE Brushed Brass Oil Rubbed Bronze Vintage Brass Satin Nickel	GLASS Clear White
----------------------	---	---	-------------------------



Catch

Sconce

CW.01.01
\$3,600

H 11in/28cm
W 7in/18cm
D 6in/15cm
WT 5lb/2.3kg

HARDWARE
Brushed Brass
Oil Rubbed Bronze
Vintage Brass
Satin Nickel

GLASS
White

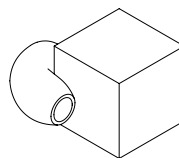


CW.01.04
\$9,500

H 9in/23cm
W 14in/36cm
D 14in/36cm
WT 15lb/7kg

HARDWARE
Brushed Brass
Oil Rubbed Bronze
Vintage Brass
Satin Nickel

GLASS
White

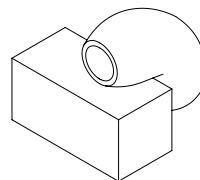


CW.01.07
\$9,500

H 10in/25cm
W 10in/25cm
D 10in/25cm
WT 15lb/7kg

HARDWARE
Brushed Brass
Oil Rubbed Bronze
Vintage Brass
Satin Nickel

GLASS
White



CW.02.02
\$10,500

H 15in/38cm
W 21in/53cm
D 15in/38cm
WT 18lb/9kg

HARDWARE
Brushed Brass
Oil Rubbed Bronze
Vintage Brass
Satin Nickel

GLASS
White

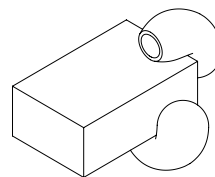


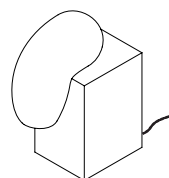
Table Light

CT.01.01
\$9,500

H 15in/38cm
W 6in/15cm
D 12in/29cm
WT 15lb/7kg

HARDWARE
Brushed Brass
Oil Rubbed Bronze
Vintage Brass
Satin Nickel

GLASS
White



Clamp

Inspiration

For generations, heavy clamps were used to anchor elements together during the construction and farming process. These sculptural hunks of metal, as beautiful as they are practical, largely are obsolete, but we have made it our mission to search the country for them, turning their history and strength into unique lighting fixtures, pendants and chandeliers. After they are carefully replated (letting their original markings shine through), our glass maker blows directly into each one, then tightens the clamp on the molten material to fashion an armature. Using different sized clamps and a variety of chains, with glass that can range from pale grey tint to an indulgent white-on-white cane pattern, we twist the effect, softening the tough-edged industrial implement while celebrating its legacy.

Pendant

CL.01.01	H 18in/46cm W 11in/28cm D 9in/23cm WT 15lb/7kg	HARDWARE Brushed Brass Dark Pewter	GLASS Clear
\$5,000			

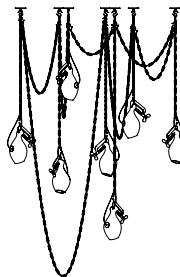


Chandelier

CL.05.01	H 58in/147cm W 47in/119 cm D 20in/51cm WT 75lb/34kg	HARDWARE Brushed Brass Dark Pewter	GLASS Clear
\$25,000			



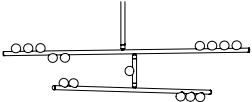
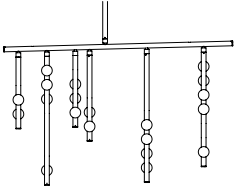
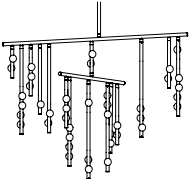
CL.07.01	H 129in/328cm W 83in/211cm D 33in/84cm WT 105lb/48kg	HARDWARE Brushed Brass Dark Pewter	GLASS Clear
\$35,000			



Inspiration

Piet Mondrian began as a figurative painter, but his elemental geometrics and primary colors came to embody modern abstraction. For the Drop System, Lindsey was inspired by such rigor—the fantasy of stripping down her visual vocabulary to its angular essence. Using brass tubing and mold-blown mini glass globes, her goal was to find the wild spirit within a seemingly rigid form. By creating a joint that allows the rods to dip and dangle gracefully with the force of gravity, the fixture, which can be custom-configured in infinite ways, plays with the vertical and horizontal while maintaining structural purity. In mottled brass and tarnished nickel finishes, the slender tubes look as though they have been salvaged from a shipwreck, studded with pearls, while the contrast of oil rubbed bronze or brushed brass with the white glass adds a graphic edge to the collection.

Chandelier

DS.15.01 \$15,000	H 15in/38cm W 60in/152cm D 30in/76cm WT 30lb/14kg	HARDWARE Brushed Brass Mottled Brass Oil Rubbed Bronze Tarnished Nickel	GLASS White	
DS.20.01 \$20,000	H 30in/76cm W 48in/122cm D 5in/13cm WT 40lb/18kg	HARDWARE Brushed Brass Mottled Brass Oil Rubbed Bronze Tarnished Nickel	GLASS White	
DS.42.01 \$42,000	H 45in/114cm W 60in/153cm D 56in/143cm WT 84lb/38kg	HARDWARE Brushed Brass Mottled Brass Oil Rubbed Bronze Tarnished Nickel	GLASS White	

Chandelier

DS.59.01 \$59,000	H 91in/231cm W 47in/119cm D 33in/85cm WT 118lb/54kg	HARDWARE Brushed Brass Mottled Brass Oil Rubbed Bronze Tarnished Nickel	GLASS White	
DS.76.01 \$76,000	H 87in/221cm W 60in/152cm D 24in/61cm WT 94lb/43kg	HARDWARE Brushed Brass Mottled Brass Oil Rubbed Bronze Tarnished Nickel	GLASS White	

Sconce

DSS.03.01 \$4,000	H 19in/48cm W 5in/13cm D 7in/18cm WT 6lb/3kg	HARDWARE Brushed Brass Mottled Brass Oil Rubbed Bronze Tarnished Nickel	GLASS White	
DSS.07.01 \$7,000	H 40in/102cm W 5in/13cm D 7in/18cm WT 14lb/6kg	HARDWARE Brushed Brass Mottled Brass Oil Rubbed Bronze Tarnished Nickel	GLASS White	

Kingdom

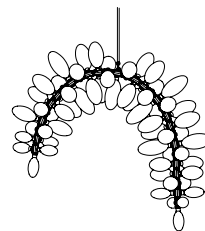
Inspiration

A paradox of modern life is that we strive to create flawless settings, yet at the same time crave nature, with all its imperfections. Karl Zahn, a designer who is among Lindsey's frequent collaborators, seeks to reconcile this conundrum in Kingdom. With an arching form inspired by sedum morganianum, the otherworldly succulent called "Burro's Tail," with plump leaves resembling grains of rice, on cascading stems, Kingdom is both balanced and ever-so-slightly off-kilter. The fixture's customizable armature, in finishes including polished aluminum and brushed brass, is studded with clear or white mold-blown glass globes in subtly descending volumes, aglow with the warm LED light. Any way it is configured, Kingdom is as divinely ordered and naturally imperfect as existence itself.

Designed by Karl Zahn for Lindsey Adelman Studio.

Arch Chandelier

KDA.61.01	H 53in/135cm	HARDWARE	GLASS
\$39,650	W 56in/143cm	Black	White
	D 21in/52cm	German Silver	Clear
	WT 61lb/28kg	Brushed Brass	Mixed
		Polished Aluminum*	



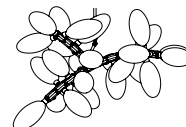
Column Chandelier

KDC.77.01	H 114in/290cm	HARDWARE	GLASS
\$50,050	W 21in/53cm	Black	White
	D 21in/53cm	German Silver	Clear
	WT 77lb/35kg	Brushed Brass	Mixed
		Polished Aluminum*	



Drape Chandelier

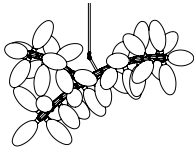
KDD.25.01	H 20in/51cm	HARDWARE	GLASS
\$16,250	W 39in/99cm	Black	White
	D 32in/80cm	German Silver	Clear
	WT 25lb/11kg	Brushed Brass	Mixed
		Polished Aluminum*	



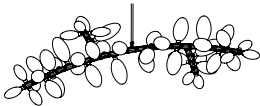
* Polished Aluminum Finish - 20% Upcharge

Drape Chandelier


KDD.37.01	H 22in/57cm	HARDWARE	GLASS
\$24,050	W 53in/134cm	Black	White
	D 39in/98cm	German Silver	Clear
	WT 37lb/17kg	Brushed Brass	Mixed
		Polished Aluminum*	



KDD.44.01	H 26in/66cm	HARDWARE	GLASS
\$28,600	W 76in/194cm	Black	White
	D 39in/99cm	German Silver	Clear
	WT 44lb/20kg	Brushed Brass	Mixed
		Polished Aluminum*	

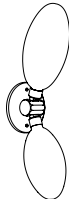


KDD.75.01	H 36in/92cm	HARDWARE	GLASS
\$48,750	W 94in/239cm	Black	White
	D 68in/172cm	German Silver	Clear
	WT 75lb/34kg	Brushed Brass	Mixed
		Polished Aluminum*	



Sconce

KDS.02.01	H 19in/48cm	HARDWARE	GLASS
\$2,300	W 5in/13cm	Black	White
	D 5in/13cm	German Silver	Clear
	WT 3lb/2kg	Brushed Brass	Mixed
		Polished Aluminum*	



* Polished Aluminum Finish - 20% Upcharge

Inspiration

The illusion of light diffused through water has been a recurring theme for Lindsey through the years. When she created Knotty Bubbles in 2009, she wanted to invoke wind-swept afternoons by the sea—a Japanese buoy bobbing in the cerulean distance, seaweed nonchalantly wrapped around a rough-hewn twist of rope. The glass globes are blown by the Brooklyn-based artisan Michiko Sakano who tinges them with gold from her native town of Konozowa in Japan. Cradled in a knotted hemp hammock with a few smaller barnacle-like bubbles hanging off the edges, the glass orb seems liquid, ephemeral. The dangling fixture—each entirely unique, due to the handmade process by which it is crafted—has no armature, allowing the electrical elements to flow through the tangle. The impromptu form feels eternally adrift, as ever-changing as the ocean, forever gracefully in flux.

Chandelier

Chandelier A
\$12,300

H To Order
W 21in/51cm
D 21in/51cm
WT 40lb/19kg

HARDWARE
Vintage Brass

ROPE
Khaki
Natural

GLASS
Clear
Opal
Black Barnacles




Chandelier B
\$19,200

H To Order
W 31in/79cm
D 31in/79cm
WT 50lb/23kg

HARDWARE
Vintage Brass

ROPE
Khaki
Natural

GLASS
Clear
Opal



Chandelier C
\$21,900

H To Order
W 43in/109cm
D 43in/109cm
WT 70lb/32kg


HARDWARE
Vintage Brass

ROPE
Khaki
Natural

GLASS
Clear
Opal
Black Barnacles




Chandelier


Chain \$11,520	H To Order W To Order D 17in/43cm WT 50lb/23kg	HARDWARE Vintage Brass ROPE Khaki Natural	GLASS Clear Opal	
-------------------	---	---	------------------------	---

Pendant

Small \$2,940	H To Order W 11in/28cm D 11in/28cm WT 10lb/4.5kg	HARDWARE Vintage Brass ROPE Khaki Natural	GLASS Clear Opal	
------------------	---	---	------------------------	---

Large \$5,340	H To Order W 20in/51cm D 20in/51cm WT 20lb/9kg	HARDWARE Vintage Brass ROPE Khaki Natural	GLASS Clear Opal	
------------------	---	---	------------------------	---

Sconce

Small \$2,940	H 19in/48cm W 11in/28cm D 11in/28cm WT 10lb/4.5kg	HARDWARE Vintage Brass ROPE Khaki Natural	GLASS Clear Opal	
------------------	--	---	------------------------	---

Large \$5,340	H 27in/67cm W 17in/43cm D 17in/43cm WT 20lb/9kg	HARDWARE Vintage Brass ROPE Khaki Natural	GLASS Clear Opal	
------------------	--	---	------------------------	---

USA	New York	California	Connecticut
-----	----------	------------	-------------

<p>Lindsey Adelman Studio 324 Lafayette Street Seventh Floor New York, NY (212) 473-2501</p>	<p>Lindsey Adelman Studio 1137 S. Cochran Ave, PH Los Angeles, CA (310) 504-5200</p> <p>The Future Perfect 3085 Sacramento St San Francisco, CA (415) 932-6508</p> <p>Casa Perfect 1650 Carla Ridge Road Beverly Hills, CA (323) 202-2025</p>	<p>Room 36 E Putnam Ave Greenwich, CT (203) 557-9066</p>
--	---	--

Canada	Ontario	British Columbia
--------	---------	------------------

<p>Hollace Cluny 245 Davenport Rd Toronto, ON M5R 1K1 (415) 932-6508</p>	<p>Inform Interiors 50 & 97 Water St Vancouver, BC V6B 1A4 (604) 682-3868</p>
--	---

Europe	France	Switzerland	Italy
--------	--------	-------------	-------

<p>Triode 28 Rue Jacob Paris 75006 +33 1 43 29 40 05</p>	<p>Ormond Editions Rue de la Scie 4-6 1207 Genève +41 22 310 11 44</p> <p>Ormond Editions By appointment 8000 Zürich +41 22 310 11 44</p>	<p>Nilufar 32 Via Della Spiga Milan 20121 39 02 780193</p> <p>Nilufar Depot Viale Vincenzo Lanetti, 34 Milan 20158 +39 02 3659 0800</p>
--	---	---

Stockists

Middle East Lebanon

Carwan Gallery
Second Floor/D
Factory Bldg Bh 4852
Seaside Road
Burj Hammond
Beirut

Asia Hong Kong

Magazzini
Unit 905, Horizon
Plaza
2 Lee Wing Street
Ap Lei Chau
852 2521 3282