



## Contact

[lindseyadelman.com](http://lindseyadelman.com)  
(212) 473-2501  
[info@lindseyadelman.com](mailto:info@lindseyadelman.com)  
[press@lindseyadelman.com](mailto:press@lindseyadelman.com)

New York Sales  
[danielle@lindseyadelman.com](mailto:danielle@lindseyadelman.com)  
[louise@lindseyadelman.com](mailto:louise@lindseyadelman.com)

Los Angeles Sales  
[claire@lindseyadelman.com](mailto:claire@lindseyadelman.com)  
[shea@lindseyadelman.com](mailto:shea@lindseyadelman.com)

Contents

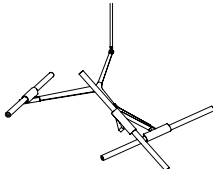
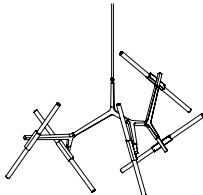
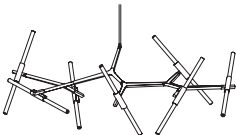
Agnes	1
Branching Bubble	4
Branching Disc	8
Burst	10
Cherry Bomb	11
Cherry Bomb Fringe	14
Catch	16
Clamp	19
Drop System	20
Kingdom	22
Knotty Bubbles	24
Showrooms	26

Inspiration

Conceptually, Agnes was born in the wake of the California Gold Rush. In 2010, after Lindsey created Branching Bubble, she found herself drawn to the idea of a collapsible candelabra that might have been in the traveling kit of those plucky working-class ladies who traveled hundreds of miles west alone in the 1850s to San Francisco, to work in the saloons or to find husbands. In Lindsey’s wild imaginings, the lightweight fixture could be set up in a make-shift frontier settlement, turning even a tent into boudoir, then folded up again, to fit into a tapestry carrying bag.

The modular configuration of light is not merely expandable-- it can cascade down a staircase or span a double-height ceiling--its joints are also articulated. When the tubes are positioned straight up-and-down, it makes the room as intimate and formal as a chapel; set askew, it weaves whimsical shadows on the walls. There are even two versions -- one with ends cut straight, another cut on an extreme angle, like a taper. With the same the self-reliant grace of the entrepreneurial women who inspired it, Agnes is adaptable and endlessly creative.

Chandelier

6 Lights \$5,040	H 26in/66cm W 44in/112cm D 29in/74cm WT 6lb/3kg	HARDWARE Black Bronze Polished Nickel* Brushed Brass*	GLASS Straight-Cut Angle-Cut	
10 Lights \$8,400	H 39in/99cm W 54in/137cm D 37in/94cm WT 9lb/4kg	HARDWARE Black Bronze Polished Nickel* Brushed Brass*	GLASS Straight-Cut Angle-Cut	
14 Lights \$11,760	H 32in/81cm W 71in/180cm D 40in/102cm WT 13lb/6kg	HARDWARE Black Bronze Polished Nickel* Brushed Brass*	GLASS Straight-Cut Angle-Cut	

\* Polished Nickel and Brushed Brass Finishes - 25% Upcharge

## Agnes

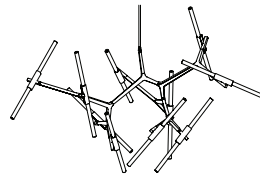
## Chandelier

20 Lights  
\$16,800

H 50in/127cm  
W 78in/198cm  
D 57in/145cm  
WT 18lb/8kg

HARDWARE  
Black  
Bronze  
Polished Nickel\*  
Brushed Brass\*

GLASS  
Straight-Cut  
Angle-Cut



## Cascade

20 Lights  
\$16,800

H 115in/292cm  
W 41in/104cm  
D 42in/107cm  
WT 18lb/8kg

HARDWARE  
Black  
Bronze  
Polished Nickel\*  
Brushed Brass\*

GLASS  
Straight-Cut  
Angle-Cut



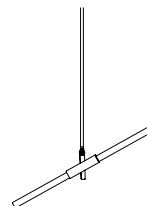
## Pendant

2 Lights  
\$1,050

H 15in/38cm  
W 3in/8cm  
D 25in/62cm  
WT 2lb/1kg

HARDWARE  
Black  
Bronze  
Polished Nickel\*  
Brushed Brass\*

GLASS  
Straight-Cut  
Angle-Cut



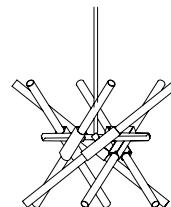
## Astral

01 - 12 Lights  
\$6,300

H 18in/46cm  
W 23in/58cm  
D 24in/61cm  
WT 11lb/5kg

HARDWARE  
Black  
Bronze  
Polished Nickel\*  
Brushed Brass\*

GLASS  
Straight-Cut  
Angle-Cut

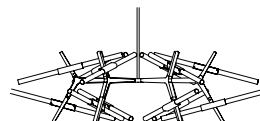


03 - 24 Lights  
\$12,600

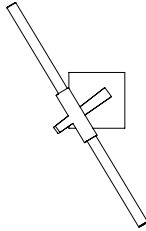
H 17in/43cm  
W 60in/152cm  
D 54in/97cm  
WT 27lb/12kg

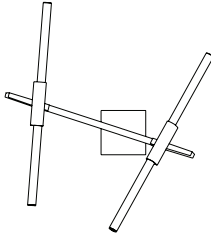
HARDWARE  
Black  
Bronze  
Polished Nickel\*  
Brushed Brass\*

GLASS  
Straight-Cut  
Angle-Cut



Sconce

2 Lights \$1,050	H 24in/61cm W 15in/38cm D 4in/9cm WT 5lb/3kg	HARDWARE Black Bronze Polished Nickel* Brushed Brass*	GLASS Straight-Cut Angle-Cut	
---------------------	-------------------------------------------------------	-------------------------------------------------------------------	------------------------------------	-------------------------------------------------------------------------------------

4 Lights \$3,360	H 29in/74cm W 28in/71cm D 12in/30cm WT 8lb/4kg	HARDWARE Black Bronze Polished Nickel* Brushed Brass*	GLASS Straight-Cut Angle-Cut	
---------------------	---------------------------------------------------------	-------------------------------------------------------------------	------------------------------------	-------------------------------------------------------------------------------------


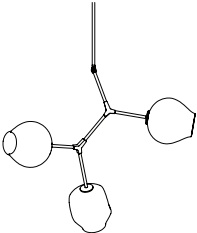
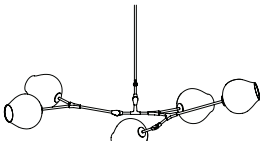
\* Polished Nickel and Brushed Brass Finishes - 25% Upcharge

Inspiration

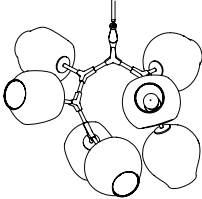

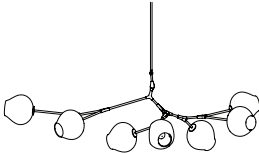
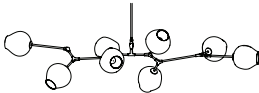
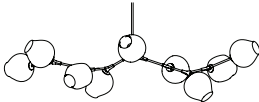
The inspiration for Branching Bubble, first created in 2006, was the brass swivel joints and elbows found in the industrial stores on lower Manhattan’s Canal Street. What would happen if you took those shapes and re-engineered them, creating something radical and unexpected? And what if you combined them with graceful, hand-blown glass globes, like those made by Michiko Sakano, a Brooklyn-based artist with an amazing eye who is steeped in traditional technique?

Branching Bubble is the union of those two seemingly disparate aesthetics -- the industrial and the organic -- like a marriage of opposites gone crazy with joy. The fixture can stay simple, or it can be designed to wander or sprawl to fit the space. Available in a range of metals and finishes, it can punctuate a vast ceiling with its warm glow or trickle down a wall—the possibilities are endless. The glass globes, whether clear, white or smokey gray, are like delicate vases set just slightly askew. The natural imperfections make the chandelier feel almost alive.

Chandelier

BB.03.14 \$9,000	H 18in/46cm W 68in/173cm D 23in/58cm WT 12lb/5kg	HARDWARE Brushed Brass Vintage Brass Oil-Rubbed Bronze Satin Nickel	GLASS Clear Grey White	
BB.03.31 \$9,000	H 32in/81cm W 37in/94cm D 23in/58cm WT 12lb/5kg	HARDWARE Brushed Brass Vintage Brass Oil-Rubbed Bronze Satin Nickel	GLASS Clear Grey White	
BB.05.28 \$15,000	H 21in/53cm W 64in/163cm D 21in/53cm WT 20lb/9kg	HARDWARE Brushed Brass Vintage Brass Oil-Rubbed Bronze Satin Nickel	GLASS Clear Grey White	

Chandelier

BB.07.59 \$21,000	H 26in/66cm W 30in/76cm D 28in/71cm WT 28lb/13kg	HARDWARE Brushed Brass Vintage Brass Oil-Rubbed Bronze Satin Nickel	GLASS Clear Grey White	
BB.07.45 \$21,000	H 22in/56cm W 80in/204cm D 29in/74cm WT 28lb/13kg	HARDWARE Brushed Brass Vintage Brass Oil-Rubbed Bronze Satin Nickel	GLASS Clear Grey White	
BB.07.62 \$21,000	H 24in/61cm W 81in/206cm D 33in/84cm WT 28lb/13kg	HARDWARE Brushed Brass Vintage Brass Oil-Rubbed Bronze Satin Nickel	GLASS Clear Grey White	
BB.08.03 \$24,000	H 23in/58cm W 90in/228cm D 33in/84cm WT 32lb/15kg	HARDWARE Brushed Brass Vintage Brass Oil-Rubbed Bronze Satin Nickel	GLASS Clear Grey White	
BB.09.39 \$27,000	H 21in/56cm W 80in/221cm D 27in/69cm WT 36lb/16kg	HARDWARE Brushed Brass Vintage Brass Oil-Rubbed Bronze Satin Nickel	GLASS Clear Grey White	




## Pendant

BP.01.01 Large  
\$4,500

H 14in/36cm  
W 10in/25cm  
D 12in/30cm  
WT 6lb/3kg

HARDWARE  
Brushed Brass  
Vintage Brass  
Oil-Rubbed Bronze  
Satin Nickel

GLASS  
Clear  
Grey  
White




BP.01.01 Small  
\$3,000

H 11in/28cm  
W 7in/18cm  
D 9in/23cm  
WT 4lb/2kg

HARDWARE  
Brushed Brass  
Vintage Brass  
Oil-Rubbed Bronze  
Satin Nickel

GLASS  
Clear  
Grey  
White

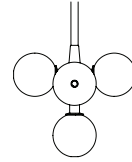


BP.05.02  
\$4,200

H 8in/20cm  
W 8in/20cm  
D 8in/20cm  
WT 5lb/2kg

HARDWARE  
Brushed Brass  
Vintage Brass  
Oil-Rubbed Bronze  
Satin Nickel

GLASS  
White Mini Globes  
Aqua Mini Globes




TR.03.01  
\$7,800

H 19in/48cm  
W 16in/41cm  
D 16in/41cm  
WT 15lb/7kg

HARDWARE  
Brushed Brass  
Vintage Brass  
Oil-Rubbed Bronze  
Satin Nickel

GLASS  
Clear 16" Globe  
Grey 16" Globe  
White Pod



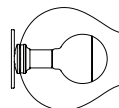
## Sconce

SC.01.06  
\$2,000


H 9in/23cm  
W 7in/18cm  
D 9in/23cm  
WT 4lb/2kg

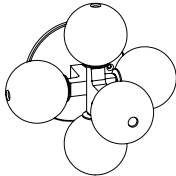
HARDWARE  
Brushed Brass  
Vintage Brass  
Oil-Rubbed Bronze  
Satin Nickel

GLASS  
Clear  
Grey  
White




Sconce

SC.01.07 \$2,000	H 9in/22cm W 9in/22cm D 4.5in/11cm WT 4lb/2kg	HARDWARE Brushed Brass	GLASS White	
---------------------	--------------------------------------------------------	---------------------------	----------------	-------------------------------------------------------------------------------------

SC.05.02 \$4,200	H 8in/20cm W 8in/20cm D 8in/20cm WT 5lb/2kg	HARDWARE Brushed Brass Vintage Brass Oil-Rubbed Bronze Satin Nickel	GLASS White Mini Globes Aqua Mini Globes	
---------------------	------------------------------------------------------	---------------------------------------------------------------------------------	------------------------------------------------	-------------------------------------------------------------------------------------

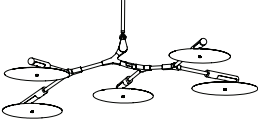
Floor Light

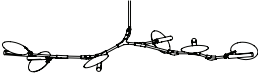
FL.02.01 \$7,600	H 72in/183cm W 34in/86cm D 29in/74cm WT 12lb/5kg	HARDWARE Brushed Brass Vintage Brass Oil-Rubbed Bronze Satin Nickel	GLASS Clear Grey White	
---------------------	-----------------------------------------------------------	---------------------------------------------------------------------------------	---------------------------------	---------------------------------------------------------------------------------------

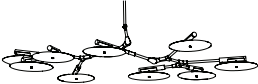
Inspiration


The Branching series explores the visual tension that results from mixing hand-made, sensual forms with precise, machined components.

Chandelier

BD.05.06 \$15,000	H 11in/23cm W 41in/104cm D 41in/104cm WT 15lb/7kg	HARDWARE Brushed Brass Vintage Brass Oil-Rubbed Bronze Satin Nickel	SHADE Porcelain Disc	
----------------------	------------------------------------------------------------	---------------------------------------------------------------------------------	-------------------------	-------------------------------------------------------------------------------------

BD.06.02 \$18,000	H 12in/30cm W 66in/168cm D 30in/76cm WT 15lb/7kg	HARDWARE Brushed Brass Vintage Brass Oil-Rubbed Bronze Satin Nickel	DOME SHADE Brushed Brass Satin Nickel	
----------------------	-----------------------------------------------------------	---------------------------------------------------------------------------------	---------------------------------------------	---------------------------------------------------------------------------------------


BD.09.01 \$27,000	H 13in/33cm W 63in/160cm D 38in/97cm WT 27lb/12kg	HARDWARE Brushed Brass Vintage Brass Oil-Rubbed Bronze Satin Nickel	SHADE Porcelain Disc	
----------------------	------------------------------------------------------------	---------------------------------------------------------------------------------	-------------------------	---------------------------------------------------------------------------------------

BD.11.01 \$33,000	H 16in/41cm W 97in/246cm D 43in/109cm WT 33lb/15kg	HARDWARE Brushed Brass Vintage Brass Oil-Rubbed Bronze Satin Nickel	SHADE Porcelain Disc	
----------------------	-------------------------------------------------------------	---------------------------------------------------------------------------------	-------------------------	---------------------------------------------------------------------------------------

Branching Disc

Sconce

SC.01.08 \$1,800	H 10-11in/26-28cm W 9-10in/23-26cm D 3.5in/9cm WT 3lb/2kg	HARDWARE Brushed Brass Vintage Brass Oil-Rubbed Bronze Satin Nickel	SHADE Porcelain Disc	
---------------------	--------------------------------------------------------------------	---------------------------------------------------------------------------------	-------------------------	-------------------------------------------------------------------------------------

SC.02.03 \$2,200	H 12in/30cm W 10in/25cm D 3in/8cm WT 5lb/3kg	HARDWARE Brushed Brass Backplate	SHADE Hammered Bronze	
---------------------	-------------------------------------------------------	----------------------------------------	--------------------------	-------------------------------------------------------------------------------------

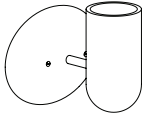

SC.01.09 \$1,800	H 7in/17cm W 8in/20cm D 7in/17cm WT 5lb/3kg	HARDWARE Hammered Bronze Backplate Brass Arm	SHADE Gloss Glazed Stoneware	
---------------------	------------------------------------------------------	-------------------------------------------------------	------------------------------------	---------------------------------------------------------------------------------------

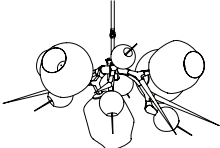
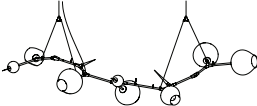
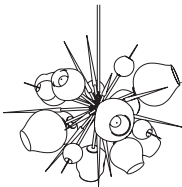
Table Light

TL.01.01 \$1,400	H 11in/28cm W 10in/25cm D 7in/18cm WT 3lb/1kg	HARDWARE Brushed Brass Satin Nickel	SHADE Polished Bronze Brushed Bronze	
---------------------	--------------------------------------------------------	-------------------------------------------	--------------------------------------------	---------------------------------------------------------------------------------------

Inspiration

Burst embodies harmony and counterpoint. A celebration of contrasts, it uses the aesthetic language first developed for Branching Bubble, reinterpreted through its own dynamic geometry. A sharp-edged starburst, among its influences, are the elegant angles of medieval weaponry and the contrapuntal art of Ikebana --Japanese flower arrangement-- where some stems are spikey and others nod in full bloom. The fixture echoes as well the jeweled brooches designed by the Parisian couturier Jeanne Lanvin in the 1930s, with weighty settings and a balance of bold real and faux gems. Hand blown globes by Michiko Sakano alternate with glass spikes, as well as barnacle-like spheres rolled in 24-karat gold and finished with tiny bee-stinger-like projections. With the luminous presence of dark bouquet lit from within, Branching Burst is moody yet buoyant, a bit rebellious, confident and expressive.



Chandelier

BU.05.02 \$21,000	H 20in/51cm W 35in/89cm D 40in/102cm WT 28lb/13kg	HARDWARE Brushed Brass Vintage Brass	GLASS Grey Colorway Clear Colorway	
BU.06.02 \$22,500	H 30in/76cm W 90in/229cm D 27in/69cm WT 32lb/15kg	HARDWARE Brushed Brass Vintage Brass	GLASS Grey Colorway Clear Colorway	
BU.10.04 \$43,500	H 31in/79cm W 36in/91cm D 35in/89cm WT 55lb/25kg	HARDWARE Brushed Brass Vintage Brass	GLASS Grey Colorway Clear Colorway	

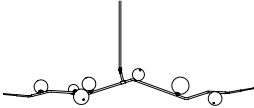
Inspiration

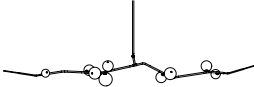
The Cherry Bomb collection, which debuted in 2014, was born of Lindsey's long-time obsession with the ephemerality of the spring-blossoming Japanese trees that line grand boulevards throughout the world. She has always been captivated by the achingly beautiful contrast between the short-lived whisper-pink flowers and the trees' dark gnarled limbs, which seem to have a profound story to tell. This is a diverse group of fixtures with dozens of possible configurations and several finishes, unified by the use of small pale round globes--yellow, pink, white or blue--burnished with gold foil that gives them a soft, otherworldly glow amid the slender metal branches.


Pendant

CBP.01.01 Small \$3,600	H To Order W 5in/13cm D 5in/13cm WT 5lb/2.3kg	HARDWARE Brushed Brass Oil-Rubbed Bronze Vintage Brass Satin Nickel	GLASS Amber with Gold Foil Olive Green with Gold Foil Sky Blue with Gold Foil Pink with Gold Foil White with Gold Foil	
CBP.01.01 Medium \$4,300	H To Order W 8in/20cm D 8in/20cm WT 6lb/2.7kg	HARDWARE Brushed Brass Oil-Rubbed Bronze Vintage Brass Satin Nickel	GLASS Amber with Gold Foil Olive Green with Gold Foil Sky Blue with Gold Foil Pink with Gold Foil White with Gold Foil	
CBP.01.01 Large \$5,000	H To Order W 11in/23cm D 11in/23cm WT 7lb/3.2kg	HARDWARE Brushed Brass Oil-Rubbed Bronze Vintage Brass Satin Nickel	GLASS Amber with Gold Foil Olive Green with Gold Foil Sky Blue with Gold Foil Pink with Gold Foil White with Gold Foil	

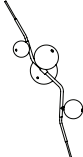
Chandelier

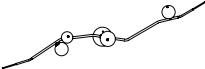
CB.07.05	H 11in/28cm W 73in/185cm D 11in/28cm WT 14lb/6kg	HARDWARE Brushed Brass Oil-Rubbed Bronze Vintage Brass Satin Nickel	GLASS White White with Gold Foil	
----------	-----------------------------------------------------------	---------------------------------------------------------------------------------	----------------------------------------	-------------------------------------------------------------------------------------

CB.09.03	H 12in/30cm W 96in/244cm D 12in/30cm WT 27lb/12kg	HARDWARE Brushed Brass Oil-Rubbed Bronze Vintage Brass Satin Nickel	GLASS White White with Gold Foil	
----------	------------------------------------------------------------	---------------------------------------------------------------------------------	----------------------------------------	-------------------------------------------------------------------------------------

CB.09.05	H 79in/201cm W 11in/28cm D 15in/38cm WT 27lb/12kg	HARDWARE Brushed Brass Oil-Rubbed Bronze Vintage Brass Satin Nickel	GLASS White White with Gold Foil	
----------	------------------------------------------------------------	---------------------------------------------------------------------------------	----------------------------------------	---------------------------------------------------------------------------------------

Flush Mount

CB.03.02	H 29in/73cm W 14in/37cm D 8in/19cm WT 6lb/3kg	HARDWARE Brushed Brass Oil-Rubbed Bronze Vintage Brass Satin Nickel	GLASS White White with Gold Foil	
----------	--------------------------------------------------------	---------------------------------------------------------------------------------	----------------------------------------	---------------------------------------------------------------------------------------

CB.04.02	H 18in/46cm W 54in/137cm D 8in/20cm WT 12lb/5kg	HARDWARE Brushed Brass Oil-Rubbed Bronze Vintage Brass Satin Nickel	GLASS White White with Gold Foil	
----------	----------------------------------------------------------	---------------------------------------------------------------------------------	----------------------------------------	---------------------------------------------------------------------------------------

## Floor Light

CBFL.07.01  
\$12,000

H 66in/167cm  
W 24in/62cm  
D 37in/94cm  
WT 20lb/9kg

HARDWARE  
Brushed Brass  
Oil-Rubbed Bronze  
Vintage Brass  
Satin Nickel

GLASS  
White  
White with Gold Foil

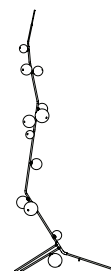


CBFL.12.01  
\$18,000

H 95in/241cm  
W 38in/97cm  
D 25in/64cm  
WT 24lb/11kg

HARDWARE  
Brushed Brass  
Oil-Rubbed Bronze  
Vintage Brass  
Satin Nickel

GLASS  
White  
White with Gold Foil



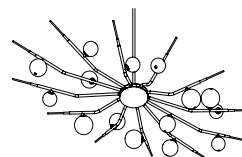
## Radial Chandelier

CBR.15.01  
\$29,000

H 8in/20cm  
W 58in/147cm  
D 35in/89cm  
WT 26lb/12kg

HARDWARE  
Brushed Brass  
Oil-Rubbed Bronze  
Vintage Brass  
Satin Nickel

GLASS  
White  
White with Gold Foil



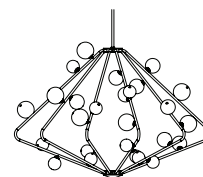
## Cage Chandelier

CBC.26.01  
\$56,000

H 33in/83cm  
W 48in/122cm  
D 47in/119cm  
WT 60lb/27kg

HARDWARE  
Brushed Brass  
Oil-Rubbed Bronze  
Vintage Brass  
Satin Nickel

GLASS  
White  
White with Gold Foil

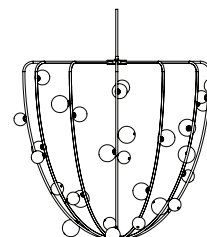


CBC.28.01  
\$56,000

H 44in/111cm  
W 48in/122cm  
D 47in/119cm  
WT 60lb/27kg

HARDWARE  
Brushed Brass  
Oil-Rubbed Bronze  
Vintage Brass  
Satin Nickel

GLASS  
White  
White with Gold Foil





Inspiration

From chandeliers that hang above a table like a gentle solar system to the bold yet almost weightless Cherry Bomb cages, which resemble lobster traps freshly pulled from the bay, glistening in the sun, the collection gives expression to a panoply of emotions. The flush-mounted “Cherry Bomb Fringe,” inspired by Alexander McQueen’s ravaged, rough-hemmed dresses, may be the ultimate expression of the form: gold-filled jewelry chains cascade from the frame, like Spanish moss. Combining poetry and illumination in a striking, delicate balance, the Cherry Bomb collection continues to evolve.

Chandelier

CBF.04.01 \$14,080	H 20in/51cm W 54in/137cm D 8in/20cm WT 12lb/5kg	HARDWARE Brushed Brass Oil-Rubbed Bronze Vintage Brass Satin Nickel	GLASS White White with Gold Foil	
CBF.07.05 \$24,640	H 24in/61cm W 73in/185cm D 11in/28cm WT 14lb/6kg	HARDWARE Brushed Brass Oil-Rubbed Bronze Vintage Brass Satin Nickel	GLASS White White with Gold Foil	
CBF.09.03 \$31,680	H 20in/50cm W 91in/231cm D 14in/36cm WT 27lb/12kg	HARDWARE Brushed Brass Oil-Rubbed Bronze Vintage Brass Satin Nickel	GLASS White White with Gold Foil	


Flush Mount

CBF.04.02  
\$14,080

H 22in/56cm  
W 54in/137cm  
D 8in/20cm  
WT 14lb/6kg

HARDWARE  
Brushed Brass  
Oil-Rubbed Bronze  
Vintage Brass  
Satin Nickel

GLASS  
White  
White with Gold Foil



Inspiration

What makes hand-blown glass so hypnotic is that it suggests so many states at once: liquid, solid, translucent, transparent, molten and cool. The Catch collection conveys that fluidity with a poetic vividness. Its globes, each with a unique and organic gourd-like contour, seem to drip with a languid intelligence, sometimes caught in a slender lasso of shiny metal, gently squeezed around the middle to gleam ever more warmly; other times slumping slowly down a sculptural block of malachite, brass or marble. What animates the collection, which includes chandeliers, wall fixtures, sconces, and lamps, is a sense of enlivening, even precarious balance between structure and illumination. The metal or stone structure remains solid, steadfast, but the glass is ever-elusive and alchemical. Might it, if only in the imagination, fall through the yoke or swell to bursting? Could it dissolve into a luminous pool?

Chandelier

CS.07.01	H 72in/183cm W 65in/164cm D 25in/64cm WT 28lb/13kg	HARDWARE Brushed Brass Oil-Rubbed Bronze Vintage Brass Satin Nickel	GLASS Clear White
----------	-------------------------------------------------------------	---------------------------------------------------------------------------------	-------------------------



CS.07.02	H 42in/107cm W 41in/104cm D 41in/104cm WT 28lb/13kg	HARDWARE Brushed Brass Oil-Rubbed Bronze Vintage Brass Satin Nickel	GLASS Clear White
----------	--------------------------------------------------------------	---------------------------------------------------------------------------------	-------------------------



CS.10.01	H 80in/203cm W 65in/165cm D 25in/64cm WT 40lb/18kg	HARDWARE Brushed Brass Oil-Rubbed Bronze Vintage Brass Satin Nickel	GLASS Clear White
----------	-------------------------------------------------------------	---------------------------------------------------------------------------------	-------------------------



## Catch

## Pendant

CP.01.03 \$5,000	H 22in/56cm W 10in/25cm D 17in/43cm WT 4lb/2kg	HARDWARE Brushed Brass Oil-Rubbed Bronze Vintage Brass Satin Nickel	GLASS Clear White
---------------------	---------------------------------------------------------	---------------------------------------------------------------------------------	-------------------------



CP.02.01 \$7,000	H 35in/89cm W 8in/20cm D 12in/30cm WT 8lb/4kg	HARDWARE Brushed Brass Oil-Rubbed Bronze Vintage Brass Satin Nickel	GLASS Clear White
---------------------	--------------------------------------------------------	---------------------------------------------------------------------------------	-------------------------

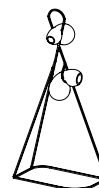


## Floor Light

CF.01.01 \$10,000	H 57in/145cm W 26in/66cm D 19in/48cm WT 8lb/4kg	HARDWARE Brushed Brass Oil-Rubbed Bronze Vintage Brass Satin Nickel	GLASS Clear White
----------------------	----------------------------------------------------------	---------------------------------------------------------------------------------	-------------------------



CF.02.03 \$13,000	H 55in/140cm W 26in/66cm D 19in/48cm WT 16lb/7kg	HARDWARE Brushed Brass Oil-Rubbed Bronze Vintage Brass Satin Nickel	GLASS Clear White
----------------------	-----------------------------------------------------------	---------------------------------------------------------------------------------	-------------------------



CF.02.04 \$13,000	H 59in/150cm W 24in/61cm D 25in/64cm WT 16lb/7kg	HARDWARE Brushed Brass Oil-Rubbed Bronze Vintage Brass Satin Nickel	GLASS Clear White
----------------------	-----------------------------------------------------------	---------------------------------------------------------------------------------	-------------------------



## Catch

## Sconce

CW.01.01  
\$3,300

H 11in/28cm  
W 7in/18cm  
D 6in/15cm  
WT 5lb/2.3kg

HARDWARE  
Brushed Brass  
Oil-Rubbed Bronze  
Vintage Brass  
Satin Nickel

GLASS  
White

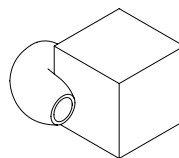


CW.01.04  
\$9,500

H 9in/23cm  
W 14in/36cm  
D 14in/36cm  
WT 15lb/7kg

HARDWARE  
Brushed Brass  
Oil-Rubbed Bronze  
Vintage Brass  
Satin Nickel

GLASS  
White

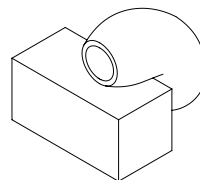


CW.01.07  
\$9,500

H 10in/25cm  
W 10in/25cm  
D 10in/25cm  
WT 15lb/7kg

HARDWARE  
Brushed Brass  
Oil-Rubbed Bronze  
Vintage Brass  
Satin Nickel

GLASS  
White

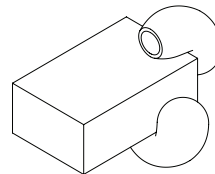


CW.02.02  
\$10,500

H 15in/38cm  
W 21in/53cm  
D 15in/38cm  
WT 18lb/9kg

HARDWARE  
Brushed Brass  
Oil-Rubbed Bronze  
Vintage Brass  
Satin Nickel

GLASS  
White



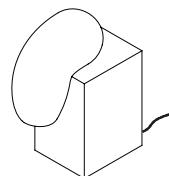
## Table Light

CT.01.01  
\$9,500

H 15in/38cm  
W 6in/15cm  
D 12in/29cm  
WT 15lb/7kg

HARDWARE  
Brushed Brass  
Oil-Rubbed Bronze  
Vintage Brass  
Satin Nickel

GLASS  
White



Inspiration

For generations, heavy clamps were used to anchor elements together during the construction and farming process. These sculptural hunks of metal, as beautiful as they are practical, largely are obsolete, but we have made it our mission to search the country for them, turning their history and strength into unique lighting fixtures, pendants, and chandeliers. After they are carefully re-plated (letting their original markings shine through), our glass maker blows directly into each one, then tightens the clamp on the molten material to fashion an armature. Using different sized clamps and a variety of chains, with glass that can range from pale grey tint to an indulgent white-on-white cane-pattern, we twist the effect, softening the tough-edged industrial implement while celebrating its legacy.

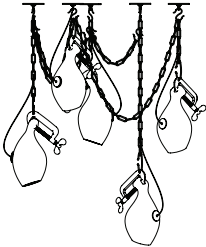
Pendant

CL.01.01	H 18in/46cm W 11in/28cm D 9in/23cm WT 15lb/7kg	HARDWARE Brushed Brass Dark Pewter	GLASS Clear
\$4,500			

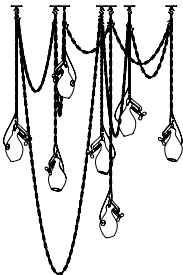


Chandelier

CL.05.01	H 58in/147cm W 20in/51cm D 47in/119 cm WT 75lb/34kg	HARDWARE Brushed Brass Dark Pewter	GLASS Clear
\$22,500			



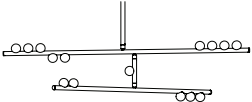
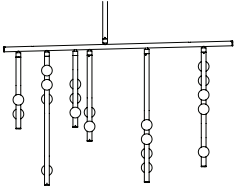
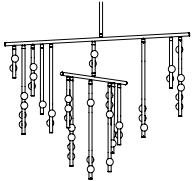
CL.07.01	H 129in/328cm W 83in/211cm D 33in/84cm WT 105lb/48kg	HARDWARE Brushed Brass Dark Pewter	GLASS Clear
\$31,500			



Inspiration

Piet Mondrian began as a figurative painter, but his elemental geometrics and primary colors came to embody modern abstraction. For the Drop System, Lindsey was inspired by such rigor—the fantasy of stripping down her visual vocabulary to its angular essence. Using brass tubing and mold-blown mini glass globes, her goal was to find the wild spirit within a seemingly rigid form. By creating a joint that allows the rods to dip and dangle gracefully with the force of gravity, the fixture, which can be custom-configured in infinite ways, plays with the vertical and horizontal while maintaining structural purity. The verdigris patina, created by a hand-rub of salt and ammonia, lends a blue-green algae tinge and a bit of underwater mystery; in mottled brass or tarnished silver finishes, the slender tubes look as though they might have been salvaged from a shipwreck—studded with lichen or pearls.

Chandelier

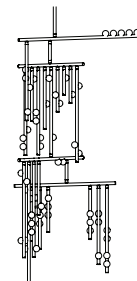
DS.15.01 \$12,100	H 15in/38cm W 60in/152cm D 30in/76cm WT 30lb/14kg	HARDWARE Mottled Brass Tarnished Nickel Verdigris*	GLASS White	
DS.20.01 \$15,200	H 30in/76cm W 48in/122cm D 5in/13cm WT 40lb/18kg	HARDWARE Mottled Brass Tarnished Nickel Verdigris*	GLASS White	
DS.42.01 \$35,000	H 45in/114cm W 60in/153cm D 56in/143cm WT 84lb/38kg	HARDWARE Mottled Brass Tarnished Nickel Verdigris*	GLASS White	

\* Verdigris Finish - 10% Upcharge

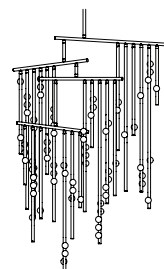
## Drop System

## Chandelier

DS.59.01	H 91in/231cm W 47in/119cm D 33in/85cm WT 118lb/54kg	HARDWARE Mottled Brass Tarnished Nickel Verdigris*	GLASS White
\$55,000			

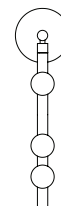


DS.76.01	H 87in/221cm W 60in/152cm D 24in/61cm WT 94lb/43kg	HARDWARE Mottled Brass Tarnished Nickel Verdigris*	GLASS White
\$66,000			



## Sconce

DSS.03.01	H 19in/48cm W 5in/13cm D 7in/18cm WT 6lb/3kg	HARDWARE Mottled Brass Tarnished Nickel Verdigris*	GLASS White
\$2,200			



DSS.07.01	H 40in/102cm W 5in/13cm D 7in/18cm WT 14lb/6kg	HARDWARE Mottled Brass Tarnished Nickel Verdigris*	GLASS White
\$3,400			



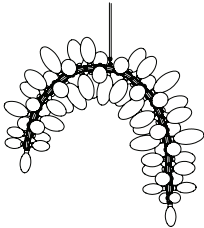


Inspiration

The inspiration for the versatile lighting system came from the natural drape and growth patterns of the Burro’s Tail plant. Each component of the spine is machined from solid aluminum and when assembled, fully articulates within its self-regulated range of motion, creating a rational curvature. The glass shades are mold-blown by hand and illuminated by LEDs. Designed by Karl Zahn for Lindsey Adelman Studio. Available for customization by request.

Arch Chandelier

KDA.61.01 \$24,000	H 53in/135cm	HARDWARE	GLASS
	W 56in/143cm	Black	White
	D 21in/52cm	German Silver	Clear
	WT 61lb/28kg	Brushed Brass	Mixed
		Polished Aluminum*	



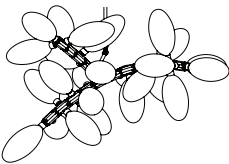
Column Chandelier

KDC.77.01 \$24,000	H 114in/290cm	HARDWARE	GLASS
	W 21in/53cm	Black	White
	D 21in/53cm	German Silver	Clear
	WT 77lb/35kg	Brushed Brass	Mixed
		Polished Aluminum*	

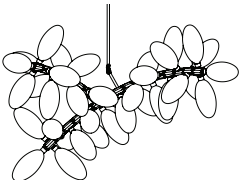


Drape Chandelier

KDD.25.01 \$14,000	H 20in/51cm	HARDWARE	GLASS
	W 39in/99cm	Black	White
	D 32in/80cm	German Silver	Clear
	WT 25lb/11kg	Brushed Brass	Mixed
		Polished Aluminum*	

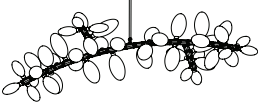



KDD.37.01 \$18,000	H 22in/57cm	HARDWARE	GLASS
	W 53in/134cm	Black	White
	D 39in/98cm	German Silver	Clear
	WT 37lb/17kg	Brushed Brass	Mixed
		Polished Aluminum*	



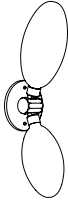
\* Polished Aluminum Finish - 20% Upcharge

Drape Chandelier

KDD.44.01	H 26in/66cm	HARDWARE	GLASS	
\$24,000	W 76in/194cm	Black	White	
	D 39in/99cm	German Silver	Clear	
	WT 44lb/20kg	Brushed Brass	Mixed	
		Polished Aluminum*		

KDD.75.01	H 36in/92cm	HARDWARE	GLASS	
\$30,000	W 94in/239cm	Black	White	
	D 68in/172cm	German Silver	Clear	
	WT 75lb/34kg	Brushed Brass	Mixed	
		Polished Aluminum*		

Sconce

KDS.02.01	H 19in/48cm	HARDWARE	GLASS	
\$1,300	W 5in/13cm	Black	White	
	D 5in/13cm	German Silver	Clear	
	WT 3lb/2kg	Brushed Brass	Mixed	
		Polished Aluminum*		

\* Polished Aluminum Finish - 20% Upcharge

Inspiration

The illusion of light diffused through water has been a recurring theme for Lindsey through the years. When she created Knotty Bubbles in 2009, she wanted to invoke wind-swept afternoons by the sea—a Japanese buoy bobbing in the cerulean distance, seaweed nonchalantly wrapped around a rough-hewn twist of rope. The glass globes are blown by the Brooklyn-based artisan Michiko Sakano who tinges them with gold from her native town of Konozowa in Japan. Cradled in a knotted hemp hammock with a few smaller barnacle-like bubbles hanging off the edges, the glass orb seems liquid, ephemeral. The dangling fixture—each entirely unique, due to the handmade process by which it is crafted—has no armature, allowing the electrical elements to flow through the tangle. The impromptu form feels eternally adrift, as ever-changing as the ocean, forever gracefully in flux.

Chandelier

Chandelier A  
\$12,300

H To Order  
W 21in/51cm  
D 21in/51cm  
WT 40lb/19kg

HARDWARE  
Vintage Brass  
  
ROPE  
Khaki  
Natural

GLASS  
Clear  
Opal  
Black Barnacles



Chandelier B  
\$19,200

H To Order  
W 31in/79cm  
D 31in/79cm  
WT 50lb/23kg

HARDWARE  
Vintage Brass  
  
ROPE  
Khaki  
Natural

GLASS  
Clear  
Opal



Chandelier C  
\$21,900

H To Order  
W 43in/109cm  
D 43in/109cm  
WT 70lb/32kg

HARDWARE  
Vintage Brass  
  
ROPE  
Khaki  
Natural


GLASS  
Clear  
Opal  
Black Barnacles




## Chandelier


Chain \$11,520	H To Order W 17in/43cm D To Order WT 50lb/23kg	HARDWARE Vintage Brass  ROPE Khaki Natural	GLASS Clear Opal	
-------------------	---------------------------------------------------------	-----------------------------------------------------------	------------------------	-------------------------------------------------------------------------------------


## Pendant

Small \$2,940	H 19in/48cm W 11in/28cm D 11in/28cm WT 10lb/4.5kg	HARDWARE Vintage Brass  ROPE Khaki Natural	GLASS Clear Opal	
------------------	------------------------------------------------------------	-----------------------------------------------------------	------------------------	-------------------------------------------------------------------------------------

Large \$5,340	H 45in/114cm W 20in/51cm D 20in/51cm WT 20lb/9kg	HARDWARE Vintage Brass  ROPE Khaki Natural	GLASS Clear Opal	
------------------	-----------------------------------------------------------	-----------------------------------------------------------	------------------------	---------------------------------------------------------------------------------------

## Sconce

Small \$2,940	H 19in/48cm W 11in/28cm D 11in/28cm WT 10lb/4.5kg	HARDWARE Vintage Brass  ROPE Khaki Natural	GLASS Clear Opal	
------------------	------------------------------------------------------------	-----------------------------------------------------------	------------------------	---------------------------------------------------------------------------------------

Large \$5,340	H 27in/67cm W 17in/43cm D 17in/43cm WT 20lb/9kg	HARDWARE Vintage Brass  ROPE Khaki Natural	GLASS Clear Opal	
------------------	----------------------------------------------------------	-----------------------------------------------------------	------------------------	---------------------------------------------------------------------------------------

USA	New York	California	Connecticut
	Lindsey Adelman Studio 324 Lafayette Street Seventh Floor New York, NY (212) 473-2501	Lindsey Adelman Studio 1137 S. Cochran Ave, PH Los Angeles, CA (310) 504-5200  The Future Perfect 3085 Sacramento St San Francisco, CA (415) 932-6508  Casa Perfect 1174 North Hillcrest Rd Beverly Hills, CA (323) 202-2025  Twentieth 7470 Beverly Blvd Los Angeles, CA (323) 904-1200	Room 36 E Putnam Ave Greenwich, CT (203) 557-9066
Canada	Ontario	British Columbia	
	Hollace Cluny 245 Davenport Rd Toronto, ON M5R 1K1 (415) 932-6508	Inform Interiors 50 & 97 Water St Vancouver, BC V6B 1A4 (604) 682-3868	
Europe	France	Switzerland	Italy
	Triode 28 Rue Jacob Paris 75006 +33 1 43 29 40 05	Ormond Editions Rue de la Scie 4-6 1207 Genève +41 22 310 11 44  Ormond Editions By appointment 8000 Zürich +41 22 310 11 44	Nilufar 32 Via Della Spiga Milan 20121 39 02 780193  Nilufar Depot Viale Vincenzo Lanetti, 34 Milan 20158 +39 02 3659 0800

Showrooms

Middle East      Lebanon

---

Carwan Gallery  
Second Floor/D  
Factory Bldg Bh 4852  
Seaside Road  
Burj Hammond  
Beirut

Asia      Hong Kong

---

Magazzini  
Shop B+C, G/F  
Ruttonjee Centre  
11 Duddell Street  
Central Hong Kong  
852 2521 3282