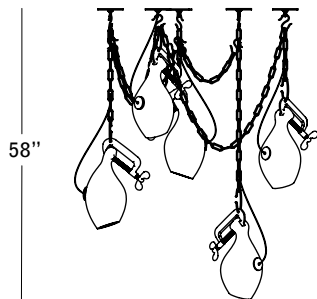




Brushed Brass  
Clear Glass

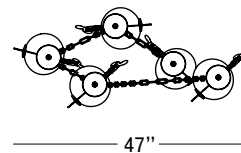
Front




Side



Top



## Finishes



Brushed Brass  
\$22,500  
16 weeks



Dark Pewter  
\$22,500  
16 weeks



Clear

## Specifications

Height: 58in / 147cm  
Depth: 20in / 51cm  
Width: 47in / 119cm  
Weight: 75lb / 34kg  
Minimum Drop: 35in / 89cm  
Max Wattage: 300w

Suspension: Chain set to specified lengths at time of order

Canopy: Ø5" x .25" with screw collar, installation requires powered junction boxes at each pendant location

Materials: Found clamp, glass, steel chain  
Bulbs: E26|110V|6W|2500K LED Globe, Dimmable  
E27|220V|6W|2500K LED Globe, Dimmable



UL, cUL (120V)

## Inspiration

We collect old industrial clamps from manufacturers across the United States and plate them in brass and darkened pewter. Our lead glassblower, Michiko Sakano, blows molten glass into each one and lets the form naturally slump.