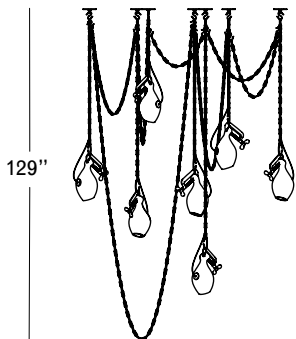




Brushed Brass
Clear Glass

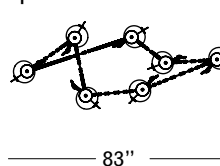
Front




Side



Top



Finishes



Brushed Brass
\$31,500
16 weeks



Dark Pewter
\$31,500
16 weeks



Clear

Specifications

Height: 129in / 328cm
Depth: 33in / 84cm
Width: 83in / 211cm
Weight: 105lb / 48kg
Minimum Drop: 91in / 231cm
Max Wattage: 420w

Suspension: Chain set to specified lengths at time of order
Canopy: Ø5" x .25" with screw collar, installation requires powered junction boxes at each pendant location
Materials: Found clamp, glass, steel chain
Bulbs: E26|110V|6W|2500K LED Globe, Dimmable
E27|220V|6W|2500K LED Globe, Dimmable



UL, cUL (120V), CE, CB (240V) Certified

Inspiration

We collect old industrial clamps from manufacturers across the United States and plate them in brass and darkened pewter. Our lead glassblower, Michiko Sakano, blows molten glass into each one and lets the form naturally slump.