

lindseyadelman.com
(212) 473-2501
info@lindseyadelman.com
press@lindseyadelman.com

New York Sales
danielle@lindseyadelman.com
louise@lindseyadelman.com
dana@lindseyadelman.com

Los Angeles Sales
claire@lindseyadelman.com

Boston Sales
whitney@lindseyadelman.com

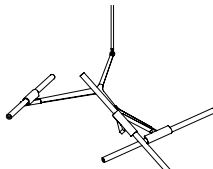
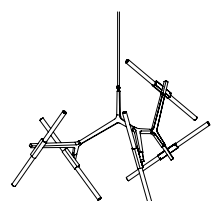
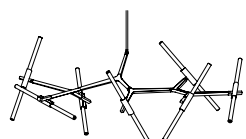
Agnes	1
Branching Bubble	4
Branching Disc	9
Burst	11
Cherry Bomb	12
Cherry Bomb Fringe	16
Catch	18
Clamp	21
Drop System	22
Kingdom	24
Knotty Bubbles	26
Showrooms	28

Inspiration

Conceptually, Agnes was born in the wake of the California Gold Rush. In 2010, after Lindsey created Branching Bubble, she found herself drawn to the idea of a collapsible candelabra that might have been in the traveling kit of those plucky working-class ladies who traveled hundreds of miles west alone in the 1850s to San Francisco, to work in the saloons or to find husbands. In Lindsey's wild imaginings, the lightweight fixture could be set up in a make-shift frontier settlement, turning even a tent into boudoir, then folded up again, to fit into a tapestry carrying bag.

The modular configuration of light is not merely expandable-- it can cascade down a staircase or span a double-height ceiling--its joints are also articulated. When the tubes are positioned straight up-and-down, it makes the room as intimate and formal as a chapel; set askew, it weaves whimsical shadows on the walls. There are even two versions -- one with ends cut straight, another cut on an extreme angle, like a taper. With the same the self-reliant grace of the entrepreneurial women who inspired it, Agnes is adaptable and endlessly creative.

Chandelier

<p>6 Lights \$5,040</p>	<p>H 26in/66cm W 44in/112cm D 29in/74cm WT 6lb/3kg</p>	<p>HARDWARE Black Bronze Polished Nickel* Brushed Brass*</p>	<p>GLASS Straight-Cut Angle-Cut</p>	
<p>10 Lights \$8,400</p>	<p>H 39in/99cm W 54in/137cm D 37in/94cm WT 9lb/4kg</p>	<p>HARDWARE Black Bronze Polished Nickel* Brushed Brass*</p>	<p>GLASS Straight-Cut Angle-Cut</p>	
<p>14 Lights \$11,760</p>	<p>H 25in/64cm W 86in/218cm D 34in/86cm WT 13lb/6kg</p>	<p>HARDWARE Black Bronze Polished Nickel* Brushed Brass*</p>	<p>GLASS Straight-Cut Angle-Cut</p>	

* Polished Nickel and Brushed Brass Finishes - 25% Upcharge

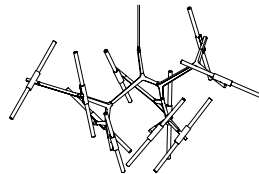
Chandelier

20 Lights
\$16,800

H 50in/127cm
W 78in/198cm
D 57in/145cm
WT 18lb/8kg

HARDWARE
Black
Bronze
Polished Nickel*
Brushed Brass*

GLASS
Straight-Cut
Angle-Cut



Cascade

20 Lights
\$16,800

H 115in/292cm
W 41in/104cm
D 42in/107cm
WT 18lb/8kg

HARDWARE
Black
Bronze
Polished Nickel*
Brushed Brass*

GLASS
Straight-Cut
Angle-Cut



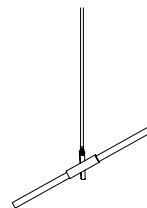
Pendant

2 Lights
\$1,050

H 15in/38cm
W 3in/8cm
D 25in/62cm
WT 2lb/1kg

HARDWARE
Black
Bronze
Polished Nickel*
Brushed Brass*

GLASS
Straight-Cut
Angle-Cut



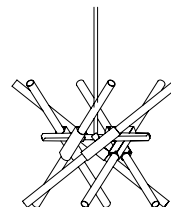
Astral

01 - 12 Lights
\$6,300

H 18in/46cm
W 26in/66cm
D 26in/66cm
WT 11lb/5kg

HARDWARE
Black
Bronze
Polished Nickel*
Brushed Brass*

GLASS
Straight-Cut
Angle-Cut

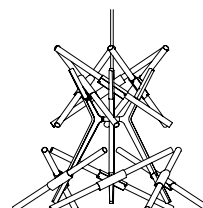


02 - 24 Lights
\$12,600

H 33in/84cm
W 35in/89cm
D 38in/97cm
WT 27lb/12kg

HARDWARE
Black
Bronze
Polished Nickel*
Brushed Brass*

GLASS
Straight-Cut
Angle-Cut



* Polished Nickel and Brushed Brass Finishes - 25% Upcharge

Agnes

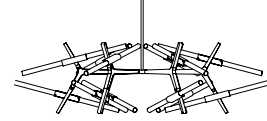
Astral

03 - 24 Lights
\$12,600

H 17in/43cm
W 60in/152cm
D 54in/97cm
WT 27lb/12kg

HARDWARE
Black
Bronze
Polished Nickel*
Brushed Brass*

GLASS
Straight-Cut
Angle-Cut



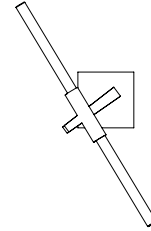
Sconce

2 Lights
\$1,050

H 27in/69cm
W 10in/26cm
D 5in/13cm
WT 5lb/3kg

HARDWARE
Black
Bronze
Polished Nickel*
Brushed Brass*

GLASS
Straight-Cut
Angle-Cut

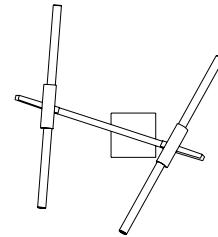


4 Lights
\$3,360

H 29in/74cm
W 28in/71cm
D 12in/30cm
WT 8lb/4kg

HARDWARE
Black
Bronze
Polished Nickel*
Brushed Brass*

GLASS
Straight-Cut
Angle-Cut

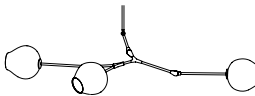


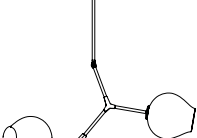
Inspiration

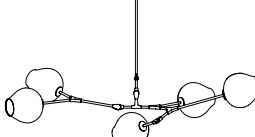
The inspiration for Branching Bubble, first created in 2006, was the brass swivel joints and elbows found in the industrial stores on lower Manhattan’s Canal Street. What would happen if you took those shapes and re-engineered them, creating something radical and unexpected? And what if you combined them with graceful, hand-blown glass globes, like those made by Michiko Sakano, a Brooklyn-based artist with an amazing eye who is steeped in traditional technique?

Branching Bubble is the union of those two seemingly disparate aesthetics -- the industrial and the organic -- like a marriage of opposites gone crazy with joy. The fixture can stay simple, or it can be designed to wander or sprawl to fit the space. Available in a range of metals and finishes, it can punctuate a vast ceiling with its warm glow or trickle down a wall—the possibilities are endless. The glass globes, whether clear, white or smokey gray, are like delicate vases set just slightly askew. The natural imperfections make the chandelier feel almost alive.

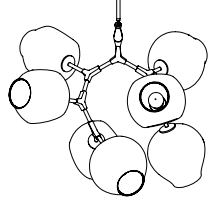
Chandelier

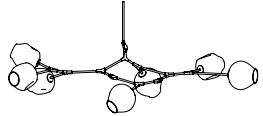
<p>BB.03.14 \$9,000</p>	<p>H 18in/46cm W 68in/173cm D 23in/58cm WT 12lb/5kg</p>	<p>HARDWARE Brushed Brass Vintage Brass Oil-Rubbed Bronze Satin Nickel</p>	<p>GLASS Clear Grey White</p>	
-----------------------------	---	--	---	---

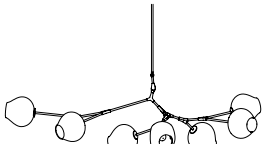
<p>BB.03.31 \$9,000</p>	<p>H 32in/81cm W 37in/94cm D 23in/58cm WT 12lb/5kg</p>	<p>HARDWARE Brushed Brass Vintage Brass Oil-Rubbed Bronze Satin Nickel</p>	<p>GLASS Clear Grey White</p>	
-----------------------------	--	--	---	---

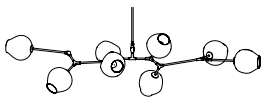
<p>BB.05.28 \$15,000</p>	<p>H 21in/53cm W 64in/163cm D 21in/53cm WT 20lb/9kg</p>	<p>HARDWARE Brushed Brass Vintage Brass Oil-Rubbed Bronze Satin Nickel</p>	<p>GLASS Clear Grey White</p>	
------------------------------	---	--	---	---

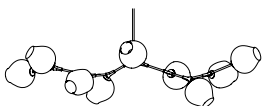
Chandelier

<p>BB.07.59 \$21,000</p>	<p>H 26in/66cm W 30in/76cm D 28in/71cm WT 28lb/13kg</p>	<p>HARDWARE Brushed Brass Vintage Brass Oil-Rubbed Bronze Satin Nickel</p>	<p>GLASS Clear Grey White</p>	
-------------------------------------	---	---	--	---

<p>BB.07.45 \$21,000</p>	<p>H 22in/56cm W 80in/204cm D 29in/74cm WT 28lb/13kg</p>	<p>HARDWARE Brushed Brass Vintage Brass Oil-Rubbed Bronze Satin Nickel</p>	<p>GLASS Clear Grey White</p>	
-------------------------------------	--	---	--	---

<p>BB.07.62 \$21,000</p>	<p>H 24in/61cm W 81in/206cm D 33in/84cm WT 28lb/13kg</p>	<p>HARDWARE Brushed Brass Vintage Brass Oil-Rubbed Bronze Satin Nickel</p>	<p>GLASS Clear Grey White</p>	
-------------------------------------	--	---	--	---

<p>BB.08.03 \$24,000</p>	<p>H 23in/58cm W 90in/228cm D 33in/84cm WT 32lb/15kg</p>	<p>HARDWARE Brushed Brass Vintage Brass Oil-Rubbed Bronze Satin Nickel</p>	<p>GLASS Clear Grey White</p>	
-------------------------------------	--	---	--	---

<p>BB.09.39 \$27,000</p>	<p>H 21in/56cm W 80in/221cm D 27in/69cm WT 36lb/16kg</p>	<p>HARDWARE Brushed Brass Vintage Brass Oil-Rubbed Bronze Satin Nickel</p>	<p>GLASS Clear Grey White</p>	
-------------------------------------	--	---	--	---

Chandelier

BB.10.24
\$30,000

H 89in/226cm
W 32in/81cm
D 35in/89cm
WT 40lb/18kg

HARDWARE
Brushed Brass
Vintage Brass
Oil-Rubbed Bronze
Satin Nickel

GLASS
Clear
Grey
White

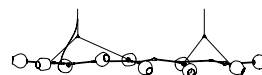


BB.10.27
\$30,000

H 15in/38cm
W 159in/404cm
D 38in/97cm
WT 40lb/18kg

HARDWARE
Brushed Brass
Vintage Brass
Oil-Rubbed Bronze
Satin Nickel

GLASS
Clear
Grey
White




Pendant

BP.01.01 Large
\$4,500

H 14in/36cm
W 10in/25cm
D 12in/30cm
WT 6lb/3kg

HARDWARE
Brushed Brass
Vintage Brass
Oil-Rubbed Bronze
Satin Nickel

GLASS
Clear
Grey
White

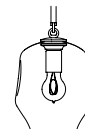


BP.01.01 Small
\$3,000

H 11in/28cm
W 7in/18cm
D 9in/23cm
WT 4lb/2kg

HARDWARE
Brushed Brass
Vintage Brass
Oil-Rubbed Bronze
Satin Nickel

GLASS
Clear
Grey
White

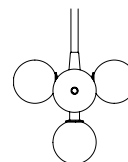


BP.05.02
\$3,500

H 8in/20cm
W 8in/20cm
D 8in/20cm
WT 5lb/2kg

HARDWARE
Brushed Brass
Vintage Brass
Oil-Rubbed Bronze
Satin Nickel

GLASS
White Mini Globes
Aqua Mini Globes



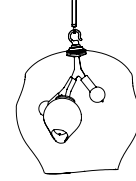
Branching Bubble

TR.03.01
\$7,000

H 19in/48cm
W 16in/41cm
D 16in/41cm
WT 15lb/7kg

HARDWARE
Brushed Brass
Vintage Brass
Oil-Rubbed Bronze
Satin Nickel

GLASS
Clear 16" Globe
Grey 16" Globe
White Pod



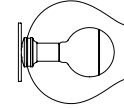
Sconce

SC.01.06
\$1,800

H 9in/23cm
W 7in/18cm
D 9in/23cm
WT 4lb/2kg

HARDWARE
Brushed Brass
Vintage Brass
Oil-Rubbed Bronze
Satin Nickel

GLASS
Clear
Grey
White



SC.01.07
\$1,800

H 9in/22cm
W 9in/22cm
D 4.5in/11cm
WT 4lb/2kg

HARDWARE
Brushed Brass

GLASS
White

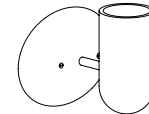


SC.01.09
\$1,300

H 8in/20cm
W 6in/16cm
D 7in/17cm
WT 5lb/3kg

HARDWARE
Hammered Bronze
Backplate and Brushed
Brass Arm

SHADE
Gloss Glazed
Stoneware

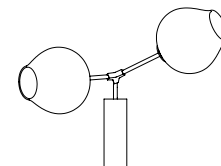


SC.02.01
\$9,000

H 21in/53cm
W 28in/71cm
D 15in/38cm
WT 12lb/5kg

HARDWARE
Brushed Brass
Vintage Brass
Oil-Rubbed Bronze
Satin Nickel

GLASS
Clear
Grey
White



Branching Bubble

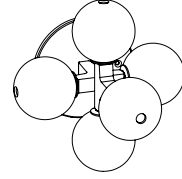
Sconce

SC.05.02
\$3,500

H 8in/20cm
W 8in/20cm
D 8in/20cm
WT 5lb/2kg

HARDWARE
Brushed Brass
Vintage Brass
Oil-Rubbed Bronze
Satin Nickel

GLASS
White Mini Globes
Aqua Mini Globes



Floor Light

FL.02.01
\$7,100

H 72in/183cm
W 34in/86cm
D 29in/74cm
WT 12lb/5kg

HARDWARE
Brushed Brass
Vintage Brass
Oil-Rubbed Bronze
Satin Nickel

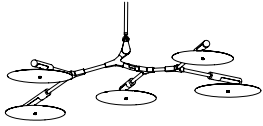
GLASS
Clear
Grey
White

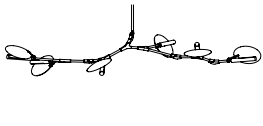


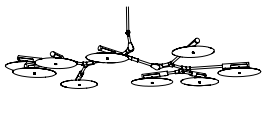
Inspiration

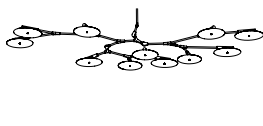
The Branching series explores the visual tension that results from mixing hand-made, sensual forms with precise, machined components.

Chandelier

<p>BD.05.06 \$15,000</p>	<p>H 11in/23cm W 41in/104cm D 41in/104cm WT 15lb/7kg</p>	<p>HARDWARE Brushed Brass Vintage Brass Oil-Rubbed Bronze Satin Nickel</p>	<p>SHADE Porcelain Disc</p>	
-------------------------------------	--	---	--	---

<p>BD.06.02 \$18,000</p>	<p>H 12in/30cm W 66in/168cm D 30in/76cm WT 15lb/7kg</p>	<p>HARDWARE Brushed Brass Vintage Brass Oil-Rubbed Bronze Satin Nickel</p>	<p>DOME SHADE Brushed Brass Satin Nickel</p>	
-------------------------------------	---	---	---	---

<p>BD.09.01 \$27,000</p>	<p>H 13in/33cm W 63in/160cm D 38in/97cm WT 27lb/12kg</p>	<p>HARDWARE Brushed Brass Vintage Brass Oil-Rubbed Bronze Satin Nickel</p>	<p>SHADE Porcelain Disc</p>	
-------------------------------------	--	---	--	---

<p>BD.11.01 \$33,000</p>	<p>H 16in/41cm W 97in/246cm D 43in/109cm WT 33lb/15kg</p>	<p>HARDWARE Brushed Brass Vintage Brass Oil-Rubbed Bronze Satin Nickel</p>	<p>SHADE Porcelain Disc</p>	
-------------------------------------	---	---	--	---

Branching Disc

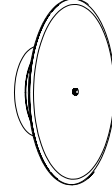
Sconce

SC.01.08
\$1,800

H 10-11in/26-28cm
W 9-10in/23-26cm
D 3.5in/9cm
WT 3lb/2kg

HARDWARE
Brushed Brass
Vintage Brass
Oil-Rubbed Bronze
Satin Nickel

SHADE
Porcelain Disc



SC.02.03
\$2,200

H 12in/30cm
W 10in/25cm
D 3in/8cm
WT 5lb/3kg

HARDWARE
Brushed Brass
Backplate

SHADE
Hammered Bronze



Table Light

TL.01.01
\$900

H 11in/28cm
W 10in/25cm
D 7in/18cm
WT 3lb/1kg

HARDWARE
Brushed Brass
Satin Nickel

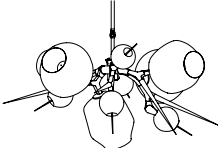
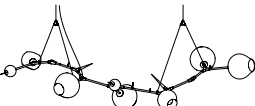
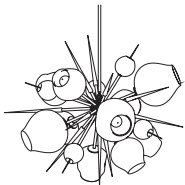
SHADE
Polished Bronze
Brushed Bronze



Inspiration

Burst embodies harmony and counterpoint. A celebration of contrasts, it uses the aesthetic language first developed for Branching Bubble, reinterpreted through its own dynamic geometry. A sharp-edged starburst, among its influences, are the elegant angles of medieval weaponry and the contrapuntal art of Ikebana --Japanese flower arrangement-- where some stems are spikey and others nod in full bloom. The fixture echoes as well the jeweled brooches designed by the Parisian couturier Jeanne Lanvin in the 1930s, with weighty settings and a balance of bold real and faux gems. Hand blown globes by Michiko Sakano alternate with glass spikes, as well as barnacle-like spheres rolled in 24-karat gold and finished with tiny bee-stinger-like projections. With the luminous presence of dark bouquet lit from within, Branching Burst is moody yet buoyant, a bit rebellious, confident and expressive.

Chandelier

<p>BU.05.02 \$21,000</p>	<p>H 20in/51cm W 35in/89cm D 40in/102cm WT 28lb/13kg</p>	<p>HARDWARE Brushed Brass Vintage Brass</p>	<p>GLASS Grey Colorway Clear Colorway</p>	
<p>BU.06.02 \$22,500</p>	<p>H 30in/76cm W 90in/229cm D 27in/69cm WT 32lb/15kg</p>	<p>HARDWARE Brushed Brass Vintage Brass</p>	<p>GLASS Grey Colorway Clear Colorway</p>	
<p>BU.10.04 \$43,500</p>	<p>H 31in/79cm W 36in/91cm D 35in/89cm WT 55lb/25kg</p>	<p>HARDWARE Brushed Brass Vintage Brass</p>	<p>GLASS Grey Colorway Clear Colorway</p>	

Inspiration

The Cherry Bomb collection, which debuted in 2014, was born of Lindsey's long-time obsession with the ephemerality of the spring-blossoming Japanese trees that line grand boulevards throughout the world. She has always been captivated by the achingly beautiful contrast between the short-lived whisper-pink flowers and the trees' dark gnarled limbs, which seem to have a profound story to tell. This is a diverse group of fixtures with dozens of possible configurations and several finishes, unified by the use of small pale round globes--yellow, pink, white or blue--burnished with gold foil that gives them a soft, otherworldly glow amid the slender metal branches.

Pendant

CBP.01.01 Small
\$3,600

H To Order
W 5in/13cm
D 5in/13cm
WT 5lb/2.3kg

HARDWARE
Brushed Brass
Oil-Rubbed Bronze
Vintage Brass
Satin Nickel

GLASS
Amber with Gold Foil
Olive Green with Gold Foil
Sky Blue with Gold Foil
Pink with Gold Foil
White with Gold Foil



CBP.01.01 Medium
\$4,300

H To Order
W 8in/20cm
D 8in/20cm
WT 6lb/2.7kg

HARDWARE
Brushed Brass
Oil-Rubbed Bronze
Vintage Brass
Satin Nickel

GLASS
Amber with Gold Foil
Olive Green with Gold Foil
Sky Blue with Gold Foil
Pink with Gold Foil
White with Gold Foil




CBP.01.01 Large
\$5,000

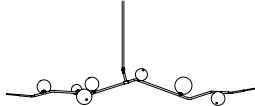
H To Order
W 11in/23cm
D 11in/23cm
WT 7lb/3.2kg


HARDWARE
Brushed Brass
Oil-Rubbed Bronze
Vintage Brass
Satin Nickel


GLASS
Amber with Gold Foil
Olive Green with Gold Foil
Sky Blue with Gold Foil
Pink with Gold Foil
White with Gold Foil




Chandelier

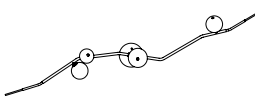
<p>CB.07.05 \$22,400</p>	<p>H 11in/28cm W 73in/185cm D 11in/28cm WT 14lb/6kg</p>	<p>HARDWARE Brushed Brass Oil-Rubbed Bronze Vintage Brass Satin Nickel</p>	<p>GLASS White White with Gold Foil</p>	
------------------------------	---	---	--	---

<p>CB.09.03 \$28,800</p>	<p>H 15in/38cm W 96in/244cm D 12in/30cm WT 27lb/12kg</p>	<p>HARDWARE Brushed Brass Oil-Rubbed Bronze Vintage Brass Satin Nickel</p>	<p>GLASS White White with Gold Foil</p>	
------------------------------	--	---	--	---

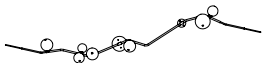
<p>CB.09.05 \$28,800</p>	<p>H 79in/201cm W 11in/28cm D 15in/38cm WT 27lb/12kg</p>	<p>HARDWARE Brushed Brass Oil-Rubbed Bronze Vintage Brass Satin Nickel</p>	<p>GLASS White White with Gold Foil</p>	
------------------------------	--	---	--	---

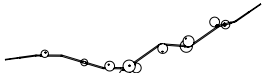
Flush Mount

<p>CB.03.01 \$9,600</p>	<p>H 31in/79cm W 7in/18cm D 7in/18cm WT 6lb/3kg</p>	<p>HARDWARE Brushed Brass Oil-Rubbed Bronze Vintage Brass Satin Nickel</p>	<p>GLASS White White with Gold Foil</p>	
-----------------------------	---	---	--	---


<p>CB.04.02 \$12,800</p>	<p>H 18in/46cm W 54in/137cm D 8in/20cm WT 12lb/5kg</p>	<p>HARDWARE Brushed Brass Oil-Rubbed Bronze Vintage Brass Satin Nickel</p>	<p>GLASS White White with Gold Foil</p>	
------------------------------	--	---	--	---

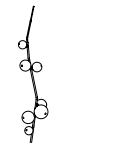
Flush Mount

CB.07.06 \$22,400	H 79in/201cm W 11in/28cm D 15in/38cm WT 27lb/12kg	HARDWARE Brushed Brass Oil-Rubbed Bronze Vintage Brass Satin Nickel	GLASS White White with Gold Foil	
----------------------	--	---	--	---

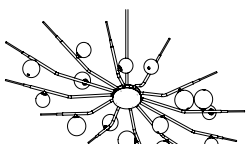
CB.09.04 \$28,800	H 31in/79cm W 105in/267cm D 11in/28cm WT 27lb/12kg	HARDWARE Brushed Brass Oil-Rubbed Bronze Vintage Brass Satin Nickel	GLASS White White with Gold Foil	
----------------------	---	---	--	---

Floor Light

CBFL.07.01 \$12,000	H 66in/167cm W 24in/62cm D 37in/94cm WT 20lb/9kg	HARDWARE Brushed Brass Oil-Rubbed Bronze Vintage Brass Satin Nickel	GLASS White White with Gold Foil	
------------------------	---	---	--	---

CBFL.12.01 \$18,000	H 95in/241cm W 38in/97cm D 25in/64cm WT 24lb/11kg	HARDWARE Brushed Brass Oil-Rubbed Bronze Vintage Brass Satin Nickel	GLASS White White with Gold Foil	
------------------------	--	---	--	---

Radial Chandelier

CBR.15.01 \$29,000	H 8in/20cm W 58in/147cm D 35in/89cm WT 26lb/12kg	HARDWARE Brushed Brass Oil-Rubbed Bronze Vintage Brass Satin Nickel	GLASS White White with Gold Foil	
-----------------------	---	---	--	---

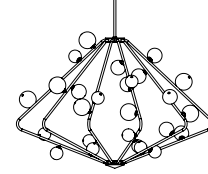
Cage Chandelier

CBC.26.01
\$56,000

H 33in/83cm
W 48in/122cm
D 47in/119cm
WT 60lb/27kg

HARDWARE
Brushed Brass
Oil-Rubbed Bronze
Vintage Brass
Satin Nickel

GLASS
White
White with Gold Foil

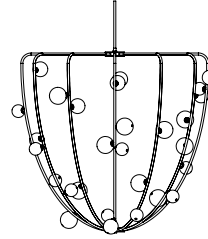


CBC.28.01
\$56,000

H 44in/111cm
W 48in/122cm
D 47in/119cm
WT 60lb/27kg

HARDWARE
Brushed Brass
Oil-Rubbed Bronze
Vintage Brass
Satin Nickel

GLASS
White
White with Gold Foil

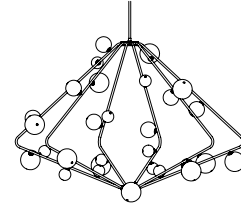


CBC.29.01
\$60,000

H 54in/137cm
W 61in/155cm
D 59in/150cm
WT 60lb/27kg

HARDWARE
Brushed Brass
Oil-Rubbed Bronze
Vintage Brass
Satin Nickel

GLASS
White
White with Gold Foil

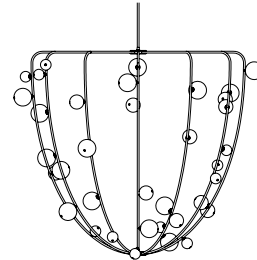


CBC.36.01
\$69,000

H 72in/183cm
W 70in/178cm
D 69in/175cm
WT 70lb/32kg

HARDWARE
Brushed Brass
Oil-Rubbed Bronze
Vintage Brass
Satin Nickel

GLASS
White
White with Gold Foil



Inspiration

From chandeliers that hang above a table like a gentle solar system to the bold yet almost weightless Cherry Bomb cages, which resemble lobster traps freshly pulled from the bay, glistening in the sun, the collection gives expression to a panoply of emotions. The flush-mounted “Cherry Bomb Fringe,” inspired by Alexander McQueen’s ravaged, rough-hemmed dresses, may be the ultimate expression of the form: gold-filled jewelry chains cascade from the frame, like Spanish moss. Combining poetry and illumination in a striking, delicate balance, the Cherry Bomb collection continues to evolve.

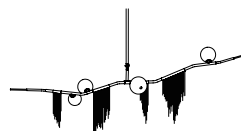
Chandelier

CBF.04.01
\$14,080

H 20in/51cm
W 54in/137cm
D 8in/20cm
WT 12lb/5kg

HARDWARE
Brushed Brass
Oil-Rubbed Bronze
Vintage Brass
Satin Nickel

GLASS
White
White with Gold Foil

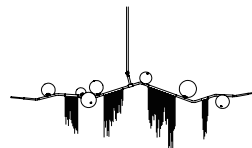


CBF.07.05
\$24,640

H 24in/61cm
W 73in/185cm
D 11in/28cm
WT 14lb/6kg

HARDWARE
Brushed Brass
Oil-Rubbed Bronze
Vintage Brass
Satin Nickel

GLASS
White
White with Gold Foil



CBF.09.03
\$31,680

H 15in/38cm
W 96in/244cm
D 12in/30cm
WT 27lb/12kg

HARDWARE
Brushed Brass
Oil-Rubbed Bronze
Vintage Brass
Satin Nickel

GLASS
White
White with Gold Foil



Chandelier

CBF.09.05
\$31,680

H 79in/201cm
W 11in/28cm
D 15in/38cm
WT 27lb/12kg

HARDWARE
Brushed Brass
Oil-Rubbed Bronze
Vintage Brass
Satin Nickel

GLASS
White
White with Gold Foil



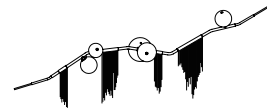
Flush Mount

CBF.04.02
\$14,080

H 19in/48cm
W 86in/218cm
D 9in/23cm
WT 14lb/6kg

HARDWARE
Brushed Brass
Oil-Rubbed Bronze
Vintage Brass
Satin Nickel

GLASS
White
White with Gold Foil



CBF.07.06
\$24,640

H 32in/81cm
W 86in/218cm
D 9in/23cm
WT 14lb/6kg

HARDWARE
Brushed Brass
Oil-Rubbed Bronze
Vintage Brass
Satin Nickel

GLASS
White
White with Gold Foil

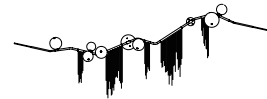


CBF.09.04
\$31,680

H 40in/102cm
W 105in/267cm
D 11in/28cm
WT 27lb/12kg

HARDWARE
Brushed Brass
Oil-Rubbed Bronze
Vintage Brass
Satin Nickel

GLASS
White
White with Gold Foil



Inspiration

What makes hand-blown glass so hypnotic is that it suggests so many states at once: liquid, solid, translucent, transparent, molten and cool. The Catch collection conveys that fluidity with a poetic vividness. Its globes, each with a unique and organic gourd-like contour, seem to drip with a languid intelligence, sometimes caught in a slender lasso of shiny metal, gently squeezed around the middle to gleam ever more warmly; other times slumping slowly down a sculptural block of malachite, brass or marble. What animates the collection, which includes chandeliers, wall fixtures, sconces, and lamps, is a sense of enlivening, even precarious balance between structure and illumination. The metal or stone structure remains solid, steadfast, but the glass is ever-elusive and alchemical. Might it, if only in the imagination, fall through the yoke or swell to bursting? Could it dissolve into a luminous pool?

Chandelier

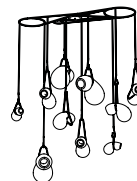
<p>CS.07.01 \$31,500</p>	<p>H 72in/183cm W 65in/164cm D 25in/64cm WT 28lb/13kg</p>	<p>HARDWARE Brushed Brass Oil-Rubbed Bronze Vintage Brass Satin Nickel</p>	<p>GLASS Clear White</p>
------------------------------	---	--	----------------------------------



<p>CS.07.02 \$31,500</p>	<p>H 42in/107cm W 41in/104cm D 41in/104cm WT 28lb/13kg</p>	<p>HARDWARE Brushed Brass Oil-Rubbed Bronze Vintage Brass Satin Nickel</p>	<p>GLASS Clear White</p>
------------------------------	--	--	----------------------------------



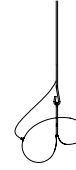
<p>CS.10.01 \$45,000</p>	<p>H 80in/203cm W 65in/165cm D 25in/64cm WT 40lb/18kg</p>	<p>HARDWARE Brushed Brass Oil-Rubbed Bronze Vintage Brass Satin Nickel</p>	<p>GLASS Clear White</p>
------------------------------	---	--	----------------------------------



Catch

Pendant

CP.01.03 \$4,000	H 22in/56cm W 10in/25cm D 17in/43cm WT 4lb/2kg	HARDWARE Brushed Brass Oil-Rubbed Bronze Vintage Brass Satin Nickel	GLASS Clear White
---------------------	---	---	-------------------------



CP.02.01 \$7,000	H 35in/89cm W 8in/20cm D 12in/30cm WT 8lb/4kg	HARDWARE Brushed Brass Oil-Rubbed Bronze Vintage Brass Satin Nickel	GLASS Clear White
---------------------	--	---	-------------------------

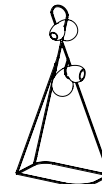


Floor Light

CF.01.01 \$10,000	H 57in/145cm W 26in/66cm D 19in/48cm WT 8lb/4kg	HARDWARE Brushed Brass Oil-Rubbed Bronze Vintage Brass Satin Nickel	GLASS Clear White
----------------------	--	---	-------------------------



CF.02.03 \$13,000	H 55in/140cm W 26in/66cm D 19in/48cm WT 16lb/7kg	HARDWARE Brushed Brass Oil-Rubbed Bronze Vintage Brass Satin Nickel	GLASS Clear White
----------------------	---	---	-------------------------



CF.02.04 \$13,000	H 59in/150cm W 24in/61cm D 25in/64cm WT 16lb/7kg	HARDWARE Brushed Brass Oil-Rubbed Bronze Vintage Brass Satin Nickel	GLASS Clear White
----------------------	---	---	-------------------------



Catch

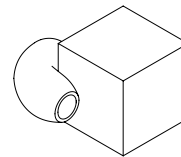
Sconce

CW.01.04
\$9,500

H 9in/23cm
W 14in/36cm
D 14in/36cm
WT 15lb/7kg

HARDWARE
Brushed Brass
Oil-Rubbed Bronze
Vintage Brass
Satin Nickel

GLASS
White

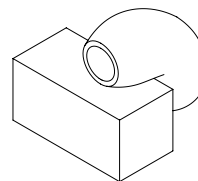


CW.01.07
\$9,500

H 10in/25cm
W 10in/25cm
D 10in/25cm
WT 15lb/7kg

HARDWARE
Brushed Brass
Oil-Rubbed Bronze
Vintage Brass
Satin Nickel

GLASS
White



CW.02.02
\$10,500

H 15in/38cm
W 21in/53cm
D 15in/38cm
WT 18lb/9kg

HARDWARE
Brushed Brass
Oil-Rubbed Bronze
Vintage Brass
Satin Nickel

GLASS
White

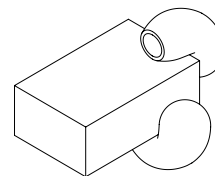


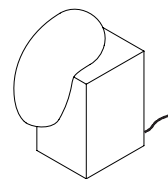
Table Light

CT.01.01
\$9,500

H 9in/23cm
W 14in/36cm
D 14in/36cm
WT 15lb/7kg

HARDWARE
Brushed Brass
Oil-Rubbed Bronze
Vintage Brass
Satin Nickel

GLASS
White



Inspiration

For generations, heavy clamps were used to anchor elements together during the construction and farming process. These sculptural hunks of metal, as beautiful as they are practical, largely are obsolete, but we have made it our mission to search the country for them, turning their history and strength into unique lighting fixtures, pendants, and chandeliers. After they are carefully re-plated (letting their original markings shine through), our glass maker blows directly into each one, then tightens the clamp on the molten material to fashion an armature. Using different sized clamps and a variety of chains, with glass that can range from pale grey tint to an indulgent white-on-white cane-pattern, we twist the effect, softening the tough-edged industrial implement while celebrating its legacy.

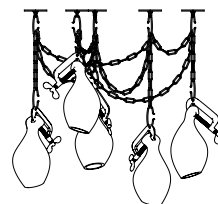
Pendant

CL.01.01	H 18in/46cm W 11in/28cm D 9in/23cm WT 15lb/7kg	HARDWARE Brushed Brass Dark Pewter	GLASS Clear
\$3,300			



Chandelier

CL.05.01	H 58in/147cm W 20in/51cm D 47in/119 cm WT 75lb/34kg	HARDWARE Brushed Brass Dark Pewter	GLASS Clear
\$16,500			



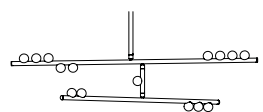
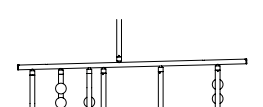
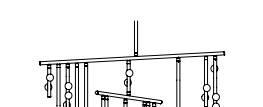
CL.07.01	H 129in/328cm W 83in/211cm D 33in/84cm WT 105lb/48kg	HARDWARE Brushed Brass Dark Pewter	GLASS Clear
\$29,100			



Inspiration

Piet Mondrian began as a figurative painter, but his elemental geometrics and primary colors came to embody modern abstraction. For the Drop System, Lindsey was inspired by such rigor—the fantasy of stripping down her visual vocabulary to its angular essence. Using brass tubing and mold-blown mini glass globes, her goal was to find the wild spirit within a seemingly rigid form. By creating a joint that allows the rods to dip and dangle gracefully with the force of gravity, the fixture, which can be custom-configured in infinite ways, plays with the vertical and horizontal while maintaining structural purity. The verdigris patina, created by a hand-rub of salt and ammonia, lends a blue-green algae tinge and a bit of underwater mystery; in mottled brass or tarnished silver finishes, the slender tubes look as though they might have been salvaged from a shipwreck—studded with lichen or pearls.

Chandelier

<p>DS.15.01 \$12,100</p>	<p>H 15in/38cm W 60in/152cm D 30in/76cm WT 30lb/14kg</p>	<p>HARDWARE Mottled Brass Tarnished Nickel Verdigris*</p>	<p>GLASS White</p>	
<p>DS.20.01 \$15,200</p>	<p>H 30in/76cm W 48in/122cm D 5in/13cm WT 40lb/18kg</p>	<p>HARDWARE Mottled Brass Tarnished Nickel Verdigris*</p>	<p>GLASS White</p>	
<p>DS.42.01 \$35,000</p>	<p>H 45in/114cm W 60in/153cm D 56in/143cm WT 84lb/38kg</p>	<p>HARDWARE Mottled Brass Tarnished Nickel Verdigris*</p>	<p>GLASS White</p>	

* Verdigris Finish - 10% Upcharge

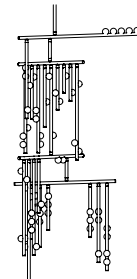
Drop System

Chandelier

DS.59.01
\$55,000
H 91in/231cm
W 47in/119cm
D 33in/85cm
WT 118lb/54kg

HARDWARE
Mottled Brass
Tarnished Nickel
Verdigris*

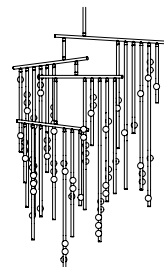
GLASS
White



DS.76.01
\$66,000
H 87in/221cm
W 60in/152cm
D 24in/61cm
WT 94lb/43kg

HARDWARE
Mottled Brass
Tarnished Nickel
Verdigris*

GLASS
White

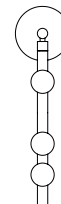


Sconce

DSS.03.01
\$2,200
H 19in/48cm
W 5in/13cm
D 7in/18cm
WT 6lb/3kg

HARDWARE
Mottled Brass
Tarnished Nickel
Verdigris*

GLASS
White



DSS.07.01
\$3,400
H 40in/102cm
W 5in/13cm
D 7in/18cm
WT 14lb/6kg

HARDWARE
Mottled Brass
Tarnished Nickel
Verdigris*

GLASS
White



* Verdigris Finish - 10% Upcharge

Inspiration

The inspiration for the versatile lighting system came from the natural drape and growth patterns of the Burro's Tail plant. Each component of the spine is machined from solid aluminum and when assembled, fully articulates within its self-regulated range of motion, creating a rational curvature. The glass shades are mold-blown by hand and illuminated by LEDs.

Designed by Karl Zahn for Lindsey Adelman Studio. Available for customization by request.

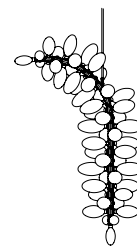
Arch Chandelier

KDA.51.01
\$18,000

H 68in/172cm
W 41in/105cm
D 21in/52cm
WT 51lb/23kg

HARDWARE
Black
German Silver
Brushed Brass
Polished Aluminum*

GLASS
White
Clear
Mixed




KDA.61.01
\$24,000

H 53in/135cm
W 56in/143cm
D 20in/51cm
WT 61lb/28kg

HARDWARE
Black
German Silver
Brushed Brass
Polished Aluminum*

GLASS
White
Clear
Mixed

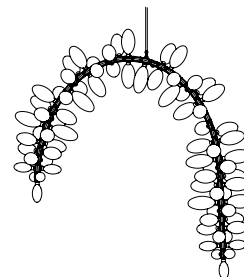


KDA.78.01
\$30,000

H 79in/202cm
W 76in/193cm
D 21in/52cm
WT 97lb/44kg

HARDWARE
Black
German Silver
Brushed Brass
Polished Aluminum*

GLASS
White
Clear
Mixed



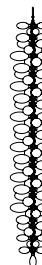
Column Chandelier

KDC.77.01
\$24,000

H 114in/290cm
W 21in/53cm
D 21in/53cm
WT 77lb/35kg

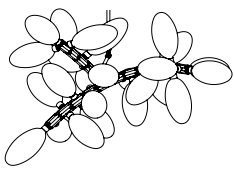
HARDWARE
Black
German Silver
Brushed Brass
Polished Aluminum*

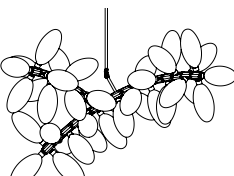
GLASS
White
Clear
Mixed

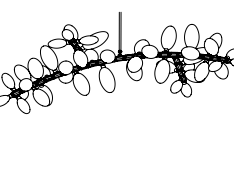


* Polished Aluminum Finish - 20% Upcharge

Drape Chandelier


<p>KDD.25.01 \$14,000</p>	<p>H 20in/51cm W 39in/99cm D 32in/80cm WT 25lb/11kg</p>	<p>HARDWARE Black German Silver Brushed Brass Polished Aluminum*</p>	<p>GLASS White Clear Mixed</p>	
-------------------------------	---	--	--	---

<p>KDD.37.01 \$18,000</p>	<p>H 22in/57cm W 53in/134cm D 39in/98cm WT 37lb/17kg</p>	<p>HARDWARE Black German Silver Brushed Brass Polished Aluminum*</p>	<p>GLASS White Clear Mixed</p>	
-------------------------------	--	--	--	---

<p>KDD.44.01 \$24,000</p>	<p>H 26in/66cm W 76in/194cm D 39in/99cm WT 44lb/20kg</p>	<p>HARDWARE Black German Silver Brushed Brass Polished Aluminum*</p>	<p>GLASS White Clear Mixed</p>	
-------------------------------	--	--	--	---

<p>KDD.75.01 \$30,000</p>	<p>H 36in/92cm W 94in/239cm D 65in/166cm WT 75lb/34kg</p>	<p>HARDWARE Black German Silver Brushed Brass Polished Aluminum*</p>	<p>GLASS White Clear Mixed</p>	
-------------------------------	---	--	--	---

Sconce

<p>KDS.02.01 \$1,300</p>	<p>H 19in/48cm W 5in/13cm D 5in/13cm WT 3lb/2kg</p>	<p>HARDWARE Black German Silver Brushed Brass Polished Aluminum*</p>	<p>GLASS White Clear Mixed</p>	
------------------------------	---	--	--	---

* Polished Aluminum Finish - 20% Upcharge

Inspiration

The illusion of light diffused through water has been a recurring theme for Lindsey through the years. When she created Knotty Bubbles in 2009, she wanted to invoke wind-swept afternoons by the sea—a Japanese buoy bobbing in the cerulean distance, seaweed nonchalantly wrapped around a rough-hewn twist of rope. The glass globes are blown by the Brooklyn-based artisan Michiko Sakano who tinges them with gold from her native town of Konozowa in Japan. Cradled in a knotted hemp hammock with a few smaller barnacle-like bubbles hanging off the edges, the glass orb seems liquid, ephemeral. The dangling fixture—each entirely unique, due to the handmade process by which it is crafted—has no armature, allowing the electrical elements to flow through the tangle. The impromptu form feels eternally adrift, as ever-changing as the ocean, forever gracefully in flux.

Chandelier

Chandelier A
\$11,760

H To Order
W 21in/51cm
D 21in/51cm
WT 40lb/19kg

HARDWARE
Vintage Brass

ROPE
Khaki
Natural

GLASS
Clear
Opal
Black Barnacles




Chandelier B
\$18,380

H To Order
W 31in/79cm
D 31in/79cm
WT 50lb/23kg

HARDWARE
Vintage Brass

ROPE
Khaki
Natural

GLASS
Clear
Opal



Chandelier C
\$20,790

H To Order
W 43in/109cm
D 43in/109cm
WT 70lb/32kg

HARDWARE
Vintage Brass

ROPE
Khaki
Natural

GLASS
Clear
Opal
Black Barnacles




Chandelier

Chain
\$11,760
H To Order
W 17in/43cm
D To Order
WT 50lb/23kg

HARDWARE
Vintage Brass

ROPE
Khaki
Natural

GLASS
Clear
Opal



Pendant

Small
\$2,840
H 19in/48cm
W 11in/28cm
D 11in/28cm
WT 10lb/4.5kg

HARDWARE
Vintage Brass

ROPE
Khaki
Natural

GLASS
Clear
Opal



Large
\$5,040
H 27in/67cm
W 17in/43cm
D 17in/43cm
WT 20lb/9kg

HARDWARE
Vintage Brass

ROPE
Khaki
Natural

GLASS
Clear
Opal




Sconce

Small
\$2,840
H 19in/48cm
W 11in/28cm
D 11in/28cm
WT 10lb/4.5kg

HARDWARE
Vintage Brass

ROPE
Khaki
Natural

GLASS
Clear
Opal




Large
\$5,040
H 27in/67cm
W 17in/43cm
D 17in/43cm
WT 20lb/9kg

HARDWARE
Vintage Brass

ROPE
Khaki
Natural

GLASS
Clear
Opal



USA	New York	California	Connecticut	Massachusetts
	Lindsey Adelman Studio 324 Lafayette Street Seventh Floor New York, NY (212) 473-2501	Mackey Apartments PH 1137 S. Cochran Ave Los Angeles, CA (310) 504-5200	Room 36 E Putnam Ave Greenwich, CT (203) 557-9066	Boston Design Center 1 Design Center Pl Boston, MA (617) 618-6640
	BDDW 5 Crosby St New York, NY (212) 625-1230	The Future Perfect 3085 Sacramento St San Francisco, CA (415) 932-6508		
		Casa Perfect 1174 North Hillcrest Rd Beverly Hills, CA (323) 202-2025		
		Twentieth 7470 Beverly Blvd Los Angeles, CA (323) 904-1200		
Canada	Ontario	British Columbia		
	Hollace Cluny 245 Davenport Rd Toronto, ON M5R 1K1 (415) 932-6508	Inform Interiors 50 & 97 Water St Vancouver, BC V6B 1A4 (604) 682-3868		
Europe	United Kingdom	France	Switzerland	Italy
	FBC London 66 Pimlico Rd London SW1W8LS 44 0 20 7730 9555	Triode 28 Rue Jacob Paris 75006 33 1 43 29 40 05	Ormond Editions 28 Rue De La Synagogue, 34 Geneva 1204 41 22 310 11 44	BDDW Via Santa Marta, 19/A Milan 20123 39 02 2222 9467
	FBC London 12 Francis St London SW1P1QN 44 0 20 3262 0320		Ormond Editions 19 Obmannamtsgasse 8001 Zurich 41 22 310 11 14	Nilufar 32 Via Della Spiga Milan 20121 39 02 780193
				Nilufar Depot Viale Vincenzo Lanetti, 34 Milan 20158 39 02 3659 0800

Showrooms

Middle East

Lebanon

Carwan Gallery
Second Floor/D
Factory Bldg Bh 4852
Seaside Road
Burj Hammond
Beirut

Asia

Hong Kong

Magazzini
Shop B+C, G/F
Ruttonjee Centre
11 Duddell Street
Central Hong Kong
852 2521 3282