

FALL 2023

STYLE ■ COMFORT ■ IDEAS ■ REAL ESTATE

ourhomes

PARRY SOUND MUSKOKA HUNTSVILLE HALIBURTON

woodland LIVING

VICTORIAN
makeover

BATHROOM REFRESH
BUTTERNUT SQUASH PASTA

LAKESIDE
DELIGHT



The Cutter's Edge
MUSKOKA



View Our
Projects

Design with Confidence

Kitchens - Furniture - Home Decor - Fashion

THECUTTERSEDGE.COM • INFO@THECUTTERSEDGE.COM

13,000 SQ FT SHOWROOM LOCATED AT 30 HOWLAND DRIVE, HUNTSVILLE • 705.789.0448



Attainable Solutions Inc.

MAKE THE MOST OF YOUR MUSKOKA



CONSTRUCTION



LANDSCAPING



WATERFRONT

"A good name is rather to be chosen than great riches..." Proverbs 22:1



(705) 787-0399 | info@attainable.ca | www.attainable.ca





Moller Insurance Ltd.

Parry Sound
insurance brokers ltd.

Muskoka
insurance brokers ltd.



Window Quilt
MUSKOKA

Insect & Weather Screens • Retractable Awnings • Security Shutters
Sunscreen, Privacy & Blackout Shades • Phantom Screen Doors



specializing in
WATERFRONT PROPERTIES
ISLAND TO MAINLAND

Proudly Representing **WEST WAWANOSH**
MUTUAL INSURANCE COMPANY

705-746-2725 | parrysoundinsurance.com | dave@parrysoundinsurance.com
705-687-6606 | muskokainsurancebrokers.com | stephen@muskokains.com
705-789-4222 | parrysoundinsurance.com | ron@mollerinsurance.com

705 789 1236

WINDOWQUILTMUSKOKA.COM



Providing solutions for cottages & residential homes. With over 25 years experience we have the expertise to provide you with clean, clear water. Put down the jugs and give us a call for a complimentary in-home water assessment.

- Well & Lake drawn water source solutions
- Tannin (yellow water) & Iron Removal Systems
- Bacteria Disinfection Systems
- Water Softeners
- Drinking Water Systems
- Replacement UV Bulbs & Filters



BEFORE



AFTER



SERVING MUSKOKA & SURROUNDING AREAS

BRACEBRIDGE
 505 HWY 118 West
 705.205.6665

PARRY SOUND
 51 MILLER ST.
 705.771.9582

BARRIE
 70 ESSA ROAD
 705.722.3242

waterdepotbracebridge.com | TEL: 877.659.3213



BOBCAT.COM

**SHOW TOMORROW
 WHAT YOU'RE
 MADE OF.**

Bobcat®, the Bobcat logo and the colors of the Bobcat machine are trademarks of Bobcat Company in the United States and various other countries.
 ©2023 Bobcat Company. All rights reserved. 18563445



Parry Sound Industrial Park
 25 Woods Road
 Nobel (Carling), ON
 705-342-1717

<http://www.bobcatofparrysound.com>



MENNONITE DINING



Call Us Today!
1-866-506-6626

PineridgeTimberframe.com

Proud to be part of the *Dream Home Group*



25TH
ANNIVERSARY

25% OFF ANNIVERSARY SALE

Instock & Custom Orders

MUSKOKA FURNITURE

www.muskokafurniture.net • 705.645.8183

195 Wellington Street, Bracebridge

How do you match a Benjamin Moore colour? You can't.



Benjamin Moore makes their own colourants and formulas that create unmatched colour, so you can be sure that the colour you're getting is the colour you love.

BRACEBRIDGE **Colour N Light Muskoka** 505 Muskoka Rd 118 W | 705.646.8891 | colournlightmuskoka.ca

BRACEBRIDGE **Muskoka Paint & Decorating** 23 Monck Rd | 705.645.8800 | muskokapaint.com

GRAVENHURST **Colour N Light Muskoka** 545 Muskoka Rd N | 705.687.7956 | colournlightmuskoka.ca

HALIBURTON **Cordell Carpet** 25 Hops Dr | 705.457.2022 | cordellcarpet.ca

HUNTSVILLE **Wilson's The Paint Store** 90 Howland Dr | 705.789.8061 | wilsonspaint.ca

MINDEN **Minden Home Hardware Building Centre** 16 Bobcaygeon Rd | 705.286.1351 | benjaminmoore.com



Colour accuracy is ensured only when tinted in quality Benjamin Moore® paints. Colour representations may differ slightly from actual paint. ©2022 Benjamin Moore & Co., Limited. Benjamin Moore and the triangle "M" symbol are registered trademarks of Benjamin Moore & Co., Limited. 7/22

Painting Is The Craft. Your Home Is Our Canvas.

Welcome to Lakeridge Painting, a place where the art of painting converges with exceptional craftsmanship to create breathtaking and transformative environments. With a rich history of working on prestigious estates and commercial structures within prosperous pockets of Ontario, we understand the intricate details required for complex architectural designed projects. As masters of our trade, we take immense pride in turning dull walls into captivating canvases that infuse life into your surroundings.

Impeccable Craftsmanship: At Lakeridge Painting, craftsmanship is the foundation of our approach. We understand that painting is not a superficial task but a complex process that demands precision and skill. Our experienced painter's blend traditional techniques with cutting-edge technology to deliver impeccable finishes that stand the test of time. From meticulous surface preparation to the final coat, each stroke reflects our unwavering dedication and proficiency. To further enhance your experience, our interior design professionals and project managers are readily available to assist you in selecting colours and ensuring timely project completion while maintaining consistent communication from start to finish.

Experience the Lakeridge Difference: Our passion for painting, dedication to craftsmanship, and love for the Muskoka, Collingwood, and Toronto regions culminate in spaces that transcend the ordinary and become true works of art. Whether you wish to revitalize your home, enhance your business, or embark on a creative endeavour, trust Lakeridge Painting to be your reliable partner in turning your dreams into reality. Embrace the Lakeridge Experience and let us weave colours into your world, transforming ordinary spaces into extraordinary masterpieces.

Cayman Marshall Advantage Program and Trusted Trade Partner:

We proudly serve as a Cayman Marshall Trusted Trade Partner, as well as participate in the Cayman Marshall Advantage Program. This program offers exclusive advantages and discounts to users of the app to access advantages and exclusive discounts across Cayman Marshall's expansive partner network throughout Muskoka, Burlington, Oakville, Mississauga, Toronto, and the surrounding areas.



 **LAKERIDGE PAINTING**
TORONTO | MUSKOKA | COLLINGWOOD



705.529.4937

• www.lakeridgepainting.com

• Book Estimate)))



BUILD YOUR DREAM



LINWOOD CUSTOM HOMES



SCAN TO
GET STARTED

1-833-904-4434 • linwoodhomes.com

Innovate • Design • Build
Servicing all of Southern Ontario



Introducing **Innovate • Design • Build** for your premier backyard destination, featuring our cutting edge pool design and construction.

Create the perfect pool retreat for endless relaxation and enjoyment.

Call today for your backyard consultation with our award winning design team.

G3 North 705.440.7458 • Toronto 416.251.6549

Forest Hill

REAL ESTATE INC. | BROKERAGE
MUSKOKA

MARC THIBODEAU

Realtor®/Managing Partner
705-646-4916 • marct@muskoka.com

Serving all of Muskoka!

Lake of Bays – \$5,995,000 – Sold in 3 Days Over Asking



Lake of Bays – \$4,495,000



Kawagama Lake – \$3,995,000 – Sold



Skeleton Lake – \$2,595,000



Skeleton Lake – \$1,477,000 – Sold



Lake Muskoka – \$1,275,000



We have been crafting custom windows and doors for Canadian climates for over 35 years. Your vision and our expertise ensures your complete satisfaction with our high quality products.

2040 Ellesmere Rd, Unit 1, Toronto
416-438-7213 • 1-800-570-2870
anigwindows.com

 **Canadian Owned
& Operated Since 1986**



LANDSCAPING



schlager.ca
705-732-1802



SEPTIC SYSTEMS



DRIVEWAY CONSTRUCTION



EXCAVATION





W. Brothers Contracting MUSKOKA

WE DO IT ALL

- Contracting
- Home & Cottage Renovations
- Decks
- Pressure Washing
- Siding
- Window Cleaning



JAMIE
705-644-1885

JONATHAN
705-349-0724

ourhomes®

STYLE • COMFORT • IDEAS • REAL ESTATE
PARRY SOUND MUSKOKA HUNTSVILLE HALIBURTON

REGIONAL PUBLISHERS Jamie Jefferson
Georgette McCulloch

REGIONAL MANAGING EDITOR Walter Franczyk

REGIONAL PRODUCTION MANAGER Julia Dempsey

MARKETING & ADVERTISING Jamie Jefferson, 705.730.3827
jamie.jefferson@ourhomes.ca

Tyler Annette, 705.445.5065 ext. 201
tyler.annette@ourhomes.ca

REACH US EASILY: firstname.lastname@ourhomes.ca

OUR HOMES is a registered trademark of OUR HOMES MEDIA GROUP INC.
OUR HOMES Muskoka is published four times a year.

OUR HOMES is distributed via free pick up to residents of Muskoka region and to cottagers via direct mail. Copies of OUR HOMES are available for free pick up at high traffic locations throughout the region. OUR HOMES is distributed throughout select resorts and hotels, and to select business leaders via direct mail.

Please send all letters and/or feedback to OUR HOMES Magazine, 25 Elgin St., Collingwood, ON L9Y 3L6. Or email us at editor@ourhomes.ca. All letters received are subject to editing for grammar and length.

OUR HOMES MEDIA GROUP INC:

EDITORIAL	PRODUCTION
EDITOR-IN-CHIEF Georgette McCulloch	PRODUCTION DIRECTOR Lynn Derrick
ASSOCIATE EDITOR Heather Wright	PRODUCTION MANAGERS Julia Dempsey, Kelly Donaldson, Tracy Shuttleworth
DIGITAL EDITOR Tracey Paul	OPERATIONS
MANAGING EDITORS Walter Franczyk, Donna Luangmany, Gina Makkar, Sara Martin, Drew Beth Noble, Brianna Smith, Megan Smith-Harris, Gabrielle Tieman-Lee, Janet White Bardwell, Gisele Winton Sarvis	MANAGING DIRECTOR, SALES & MARKETING Jamie Jefferson jamie.jefferson@ourhomes.ca
ART	MANAGING DIRECTOR, OPERATIONS Georgette McCulloch
ART DIRECTOR Tara Chattell	ACCOUNT EXECUTIVE & DIRECTOR OF DISTRIBUTION Lisa Ormsby
ASSOCIATE ART DIRECTORS Sheila Britton, Robynne Sangiuliano	BUSINESS DEVELOPMENT Kelly Craig
DIRECTOR OF PHOTOGRAPHY Jason Hartog	ACCOUNTING Tyler Annette
	ACCOUNTS RECEIVABLE Darren Foley

CONTRIBUTORS
Larry Arnal, Frankie Castro, Mike Chajecski, Tara Chattell, Lori Davis, Eleanor Dobbins, Nigel Eves, Walter Franczyk, Connie Jeske Crane, Robin Jowett, Sandy MacKay, Teresa Matamoros, Jenelle McCulloch, Tamarisk McNalty Stephens, Kiely Ramos, Lynne Richardson, Erin Rochon, Amanda Shields, Megan Smith-Harris, Valerie Wilcox

Advertisements and the content, including photos, of advertisements published within OUR HOMES magazine are supplied solely by the advertiser and neither the publisher nor OUR HOMES Media Group Inc. accept responsibility for opinions expressed in advertisements or for copyright issues with regards to photos, advertising copy and advertisements, nor shall they be held liable thereby. By act of reading this publication, all advertisers and readers agree to indemnify and hold harmless both OUR HOMES Media Group Inc., and the publisher thereby. Copyright ©2023 OUR HOMES Media Group Inc. All rights reserved. Reproduction without permission is prohibited.

OUR HOMES CAN BE FOUND IN THE FOLLOWING MARKETS:
• Barrie/Orillia/Midland • The Golden Horseshoe • Grey Bruce • London • Muskoka
• Ottawa • Peterborough • Southern Georgian Bay • Toronto & York Region
• Wellington County/Orangeville/Caledon/Waterloo Region • Windsor



Kubota North



Serving Muskoka,
Haliburton & Parry Sound
FIND US UNDER THE SILO



TRACTORS • MOWERS
EXCAVATORS • UTILITY VEHICLES • PARTS & SERVICE

NEW EQUIPMENT SALES • FULL SERVICE SHOP • PICK-UP AND DELIVERY

1677 Winhara Road, Gravenhurst • 705.645.1175 • kubotanorth.com



D-BART'S CUSTOM MASONRY

Dream Customize Construct

For ALL your
STONE masonry needs
...interior & exterior!

Stone - Granite - Block
Stone Install Specialist
Natural - Full Bed - Veneer

Windsor, Ontario

@@Dbartscm
dbartscm@hotmail.com
www.dbartscm.ca





**Furniture
Home Decor
Lighting
Bedding
Clothing
Giftware
&
So Much More**



**Multi Award
Winning
Retailer &
Design Service**



It's more than shopping... It's a year round destination



**Our
Interior Design
Service
Complimentary
with your
Purchase**



Haliburton 212 Highland St. haliburton@lockside.com 1-705-457-5280
Young's Point 2805 River Ave. shop@lockside.com 1-888-714-0484
Steamers Cafe
& Ice Cream Parlour
Young's Point

www.lockside.com

editor's note



Veranda breathed new life into this Victoria-era home, making it a luxurious showcase with old-world charm.

ONTARIO'S OLD COUNTRY HOMES ARE BEAUTIFUL.

During the 19th century, a farming periodical popularized a design for a two-storey brick farmhouse with five upstairs bedrooms and a ground-floor dining room, parlour and drawing room. The drawing room at the front of the house had a bay window. There were front and rear verandas. The kitchen was housed separately at the back of the house, a measure to prevent kitchen fires from threatening the main structure and to help keep the home cool during hot weather. Its cost of construction was estimated at \$1,800 in 1864.

The same periodical promoted plans for a modest two-storey, five-bedroom home that could be built of wood for as little as \$600. People who could afford masonry built these smaller homes with brick.

Both styles of houses have survived for more than a century. They can be seen in many central Ontario towns and cities and throughout the countryside. A few current builders mimic these old designs in new, smaller homes, offered for as much as \$1.2 million.

Some Victoria-era farmhouses were built even larger, as stately red-brick structures with sweeping wrap-around porches, yellow brick quoins at the corners and decorative corbels above windows. They spoke of large farming families and agricultural prosperity.

I've been in only a few of these homes. In one of them, I walked up a narrow servants' stairway, built discreetly at the back of a kitchen closet, to upstairs rooms originally intended for the domestic help. In another, I helped refinish pine wainscoting in a farmhouse kitchen and stripped layers of old paint from the wooden columns of a front porch.

In this edition of OUR HOMES, we explore a Victorian-era home near downtown Bracebridge in a neighbourhood where a few beautiful, more-than century-old homes have been part of a home tour in aid of South Muskoka Memorial Hospital. After months of renovation, refinishing and furnishing, this house, built in the 1880s, is a showcase for the imagination and expertise of home designer and entrepreneur Elise Boyer. The story starts on page 60.

Walter Franczyk

Walter Franczyk, Managing Editor
walter.franczyk@ourhomes.ca

Follow us
Subscriptions subscribe@ourhomes.ca

online Get more at ourhomes.ca



705-229-6388
contact@edccustomcontracting.ca
edccustomcontracting.ca



COON'S ELECTRICAL
Residential, Commercial & Industrial

Serving Muskoka, Parry Sound and the Islands of Georgian Bay for over 25 years.
We service ALL your electrical needs!



licensed electricians . certified generator installations
new homes . cottages . renovations . upgrades . panel changes

CALL US TODAY 705.342.1866 | coonelectrical@hotmail.com

CONTENTS

FALL 2023



60



30



72

LOCAL FEATURES

- 26 Style Picks** Settling in comfortably for the cooler seasons.
- 36 Home & Builder** Where the northern woods feel like home.
- 56 Spotlight** Lights, bath fixtures, kitchen cabinetry and collaboration at Kohara + Co.
- 60 Home & Designer** A modern makeover for an old red brick house.
- 76 People & Places** Our local pros know how to make your home shine.
- 94 Feature Home** Lakeside pleasures in the Haliburton Highlands.



36

26

ON THE COVER

A new family home built with a love for the forest. Story, page 36. Photography by Sandy MacKay.



CLEAN DOESN'T MEAN COMPROMISE



WOOD-BURNING IN CLASSIC SPACES.

The Uptown's clean design and moderate size offer endless possibilities for style and expression. The built-in guillotine door and screen glide smoothly on vertical rails using bearings and duo counterweights. The same fluid motion is used in a tilt-forward system for easy cleaning and servicing. Both the guillotine and tilt-forward systems simplify loading, operation, and maintenance while providing safety to those wanting the experience of a 600 in² view of a beautiful, open, crackling fire.

For design ideas and information, we welcome you to visit our spectacular **must see showroom** located in **Huntsville, Ontario**



FIREPLACE KING

3 Cairns Drive, Huntsville
705.789.8067


fireplaceking.com

CONTENTS

FALL 2023



48



106



94



56

DEPARTMENTS

- 18 **Editor's Note**
- 24 **Advice** Window Coverings
- 30 **Good Taste** Pomegranate Cocktail
- 32 **Decorating** The Perfect White Paint
- 48 **Design Ideas** Beautiful Bathrooms
- 52 **Real Estate** Garden Suites
- 72 **Gardening** Prune Like A Pro
- 84 **Birding** Bird Speak
- 90 **Design Ideas** Home Theatres
- 106 **Crafty Ideas** Felt Leaf Garland
- 110 **Home Resource Directory**
- 112 **Cooking At Home** Squash Pasta
- 114 **Finishing Touch** DIY Jute Placemat




76

FROM THE GROUND UP

CONSTRUCTION



When Quality Matters



FROM THE GROUND UP
CONSTRUCTION

CUSTOM HOMES & COTTAGES
BOATHOUSES & GARAGES
RENOVATIONS

705.644.4785
info@groundupconstruction.ca
www.groundupconstruction.ca



WINDOW TREATMENTS

Designer **Tamarisk McNalty Stephens** shares her ideas.

Windows connect us to the outside environment and flood our space with natural light. They balance the architectural design and can frame views of nature. Why would we cover them up? Well, window treatments play a role from a functional and aesthetic point of view.

HUNTER DOUGLAS:
Provenance Woven
Wood Shades



HUNTER DOUGLAS:
Vignette Modern
Roman Shades



COVERS CANADA:
Custom Draperies



HUNTER DOUGLAS:
Heritage Wood Shutters

PRIVACY & SECURITY

If you live in a city, town or close to a busy roadway, window treatments provide privacy that can increase your feelings of comfort. If you own a vacation property, obstructing the views to the interior provides additional security.

GLARE CONTROL

Whether working on a computer or watching television, window coverings temper the light to avoid casting a glare on your screens (specifically during certain times of the day or year).

SOUND ABSORPTION

With the prevalence of open-concept homes and vaulted ceilings, drapery made with a dense, tightly woven fabric can aid in absorbing the noise that travels throughout your home.

LIGHT TRANSMISSION

Window coverings can help to protect furnishings from fading and sun damage, particularly from the strong south or west sun.

ENERGY CONSERVATION

Windows are constantly being manufactured to higher standards of energy efficiency but window coverings can still help (especially from the westerly winter wind or beaming summer sun). Heavy draperies layered with a honeycomb cellular shade can provide additional insulation value.

LIFESTYLE

Shift workers and light sleepers benefit from black-out blinds/draperies in the bedroom as darkness indicates to the body that it's time to rest.

Be mindful of your pets – cats like to climb curtains and dogs can soil the edges of your drapery.

Location

Consider the material, style and design of the window treatment and the characteristics and use of each room, as well as frequent occupants (greasy fingers from little people may affect your selections).

Style

Window coverings can elevate the home from an aesthetic point of view to support the overall design and architecture.

There are generally two types of window coverings – hard and soft. Soft window coverings include drapery, curtains and shades, while hard window treatments include blinds, shutters and screens.

Drapery is typically more formal than curtains. They are often pleated and hung on rods mounted outside of the window frame at the ceiling or above the top of the window frame.

Curtains are mounted inside or outside of the window frame. An example is the café curtain, which has made a comeback in recent years. They are installed halfway up the window (typically within the frame), providing privacy in the lower portion while allowing daylight to stream in from above.

Shades control light by filtering or blocking. Roller, Roman, sheer and cellular shades are examples. Depending on the options, they can be translucent, opaque or black-out.

Blinds are either horizontal or vertical and made of several materials, including wood, vinyl, metal or fabric. Traditional blinds can tilt to control light and privacy. Vertical solutions include slats and panel tracks.

Shutters are rigid panels in a frame with louvres that tilt. They have hinges that operate like small doors installed within the window frame. Screens can be sliding or folding, such as the Shoji screen.

Operation

Depending on the type of window covering, motorization is becoming more popular with smart-home automation, especially for difficult-to-reach windows, large windows or windows with sensitive fabrics that you want to avoid touching frequently. Some systems require a hardwire during the rough-in phase (possible for new builds and renovations), while others utilize a rechargeable battery system. Be prepared that motorized window treatments cost significantly more than their non-motorized counterparts.

Cost

Window treatments are an investment and should be a line item in your home build or renovation budget from the outset. To help determine costs, schedule an appointment with a local expert. They will evaluate your needs and tailor solutions to fit your requirements, your lifestyle and your specific house. For example, the style/type of window operation, whether you have traditional casing or drywall returns, and if you need black-out versus light filtering will all affect the best mounting solution, which will determine the measurements. It is best to consult a professional!

Care


As with anything, regular maintenance will extend the life of your window coverings. The style, material and design of your window treatments will dictate how frequently they need to be cleaned, but generally dust or vacuum during your routine and add a deep clean once or twice a year. **OH**



Red Canoe Interiors is not just a design company that gets the job done. We love to get to know you and your project. We work to create a space that feels “right at home” for you. We love to juxtapose timeless pieces with quirky twists that make it special, casual and comfortable.

Contact us today to set up your consultation!

RED CANOE INTERIORS
www.redcanoeinteriors.com
705.746.2268



HunterDouglas 



Window coverings for temperature control and energy savings. Call us today for more info!

12 Sarjeant Dr. Barrie | 705-797-0114

www.elegant-solutions.ca

*elegant*solutions

Luxury Home Brands and Finishings



1



2



3

AUTUMN foraging

Change it up
for more indoor living.

PHOTOGRAPHY WALTER FRAN CZYK



4



5



6

1 WOOD AND HEART DESIGN CO.

Candles

Eco-friendly, soy wax candles are hand-poured with a variety of natural and soothing scents. Seasonal fragrances this fall include Maple Chai, Pumpkin Dolce, Fallen Leaves and Pumpkin Butter Cream. Custom-made candles for special occasions, wedding favours or private labels are also available.

26 James St., Parry Sound | 705.783.3540 | woodandheartdesignco.com

2 MIMOSA LIFESTYLE BOUTIQUE

Candle Lanterns

Canadian-made from hand-blown, cut and polished glass, these Lantern Cozies are wrapped in decorative maple, white oak or black walnut, in a choice of designs and sizes. This home décor and accessories shop carries gourmet preserves, fresh plants and flowers, as well as Fusion Mineral Paint.

16 Manitoba St., Bracebridge | 705.640.0443 | mimosalifestyleboutique.com

3 HUCKLEBERRY'S

Fall Pillows

As the season turns cooler, it's time to create cosy spaces inside. Oversize, stonewashed Belgian linen pillows are a favourite. Classic linen updated with a frayed edge makes them beautiful stand-alone cushions or backdrops for layering. Complete with a premium feather down filler for fabulous fluff and comfort you'll want to sink into.

14 Bay St., Parry Sound | 705.746.2799 | huckleberrys.ca

4 MINDEN HOME HARDWARE BUILDING CENTRE

Accents

An upholstered bench and matching foot stool with nail-head trim can be found in the home décor and accessories department at Minden's Home Hardware. The store's many offerings include decorator pillows, bedding, clocks, wall art and signs, complementing an extensive supply of kitchen utensils and cookware.

16 Bobcaygeon Rd., Minden | 705.286.1351 | homehardware.ca

5 HILLTOP INTERIORS

Lamp

Enhance your maritime style with a natural rope lamp that makes great bedside illumination, adds character and complements a nautical ambience. This innovative village shop caters to all tastes and styles with beautiful galleries brimming with furniture, art, dinnerware, fabrics and accessories.

1150 Hwy. 141, Rosseau | 705.732.4040 | hilltopinteriors.com

6 LOCKSIDE TRADING COMPANY

Swivel Chair

Available in fabric or leather, this Canadian-made swivel chair has a retro chic and modern appeal. It's built with a certified-sustainable, kiln dried wood frame, wire spring system and soy-based polyfoam. The chair is one of many home fashion options at this downtown shop.

212 Highland St., Haliburton | 705.457.5280 | lockside.com

Continued on page 28



7

7 KNOWLES PLUMBING

Vessel Sink
Add a daring splash of vibrant colour to your powder room or bath with a salmon orange sink by Victoria + Albert. It's just one of the choices amid an extensive selection of basins, faucets, baths, showers and vanities at the Knowles showroom. Kitchen fixtures, mirrors and accessories are also available.

279 Manitoba St., Bracebridge
705.645.2671 | knowlesplumbing.com

8 CORDELL CARPET & INTERIORS

Tiles
When it comes to selecting wall tiles or floor coverings, choices are seemingly infinite at this well-established paint and flooring store. Cordell offers homeowners expert advice as well as referrals to professional installers. These samples are some of the many available tile options in porcelain and ceramic.

25 Hops Dr., Haliburton
705.457.2022 | cordellcarpet.ca

9 BOBCAT OF PARRY SOUND

Power
With its excellent versatility and Bluetooth capability, Honda's EU3200i electrical generator is great for RVs, camping and outdoor vendors. This lightweight and portable unit is complete with a new eco-throttle switch for greater fuel efficiency and is touted as one of the highest performing 3kW class generators.

25 Woods Rd., Parry Sound
705.342.1717 | bobcatofparrysound.com OH

9



8



TRANSFORM
your Porch or Screen Room

into a cosy three-season room with WeatherMaster windows by *Sunspace* and keep the weather and bugs outside.



MUSKOKIFY

Muskoka Sunspace dealer

705-645-8893
info@muskokify.ca
www.muskokify.ca



good taste

GIN & POMEGRANATE *Cocktail*

RECIPE AND PHOTOGRAPHY **JENELLE MCCULLOCH**



THIS REFRESHING FALL GIN COCKTAIL IS TART AND HERBACEOUS. IT FEATURES POMEGRANATE AND A SWEET BUT EARTHY HONEY-THYME SYRUP.

INGREDIENTS

- 2 ounces gin
- 1 ounce pomegranate juice
- 1 ounce orange juice
- ½ ounce thyme honey syrup*

*To make thyme honey syrup, heat equal parts honey and water in a pan with a sprig of thyme. Bring to a simmer and let thyme infuse until cool.

INSTRUCTIONS

Combine all ingredients into a cocktail shaker with ice. Shake until cool and strain over ice.

Garnish with a thyme sprig and thick zest of orange peel.

Optional: With a butane torch, heat the thyme sprig until smoking. **OH**

online Get more recipes at ourhomes.ca/blogrecipes

RAILS END GALLERY

Home of Haliburton Art & Craft Festival 2024
Exhibitions | Shopping
OPEN YEAR ROUND

A HALIBURTON LANDMARK
Canadian Charity 118950641

refined
KITCHEN & BATH

Discover the Refined difference.

HOME DESIGN CENTRE
flooring • countertops • cabinetry • tile • fixtures and more

refinedmuskoka.ca
96 Hanes Road, Unit #4, Huntsville • 705.787.1362

Muskoka's Largest Home Service Company

GBS
GENERAL BUILDING SERVICES INC.

Where One Call Does It All.

BBB ACCREDITED BUSINESS | **Financeit**

CERTIFIED VINYL SIDING INSTALLER

We Get The Job Done
GENERAL CONSTRUCTION • ROOFING • SIDING • WINDOWS & DOORS

315 Industrial Drive, Gravenhurst, ON P1P 1X4
705.687.9143 . info@gbscontracting.com . www.gbscontracting.com



PHOTO: KIELY RAMOS



STORY AMANDA SHIELDS

7 Steps TO CHOOSING THE PERFECT WHITE PAINT

The search for the ideal shade of white can be a daunting task. White paint may seem simple, but variations in undertones and finishes can leave your head spinning. Join me as I share my foolproof process for choosing the perfect white paint hues for your home.

1. Consider Natural Lighting

Before diving into the myriad of white shades, evaluate the natural lighting in your space. North-facing rooms tend to have cooler light, while south-facing rooms are warmer. East-facing rooms receive bright morning light, while west-facing rooms are illuminated by afternoon and evening sun. Understanding your room's lighting will help you choose the right white with the ideal undertones.

2. Determine The Atmosphere

The ambience you want to create plays a crucial role in selecting white paint. If you desire a clean, crisp feel, opt for a pure white shade like Benjamin Moore Chantilly Lace, a designer favourite. For a warmer and cosier atmosphere, consider whites with yellow or beige undertones like Benjamin Moore Simply White. If you seek a modern and sophisticated look, cooler whites with grey or blue undertones may be more suitable, such as Benjamin Moore Designer White.

Continued on page 34



Paige
ELIZABETH
INTERIORS

705-380-2608

CUSTOM HOME & COTTAGE INTERIOR & ARCHITECTURAL DESIGN
SERVING MUSKOKA & GTA

paige@paigeelizabethinteriors.com | www.paigeelizabethinteriors.com | @paigeelizabeth.interiordesign



Cottages, Boathouses
& Custom Finishing
705-644-2121
southmuskokabuilding@gmail.com
southmuskokabuilding.ca



3. Consider Undertones

White paints can have undertones that subtly influence the overall look of a room. Common undertones include blue, grey, green, beige and yellow. To prevent a clash with other elements in your space, consider the undertones of your furniture, flooring and fixtures. Warm undertones pair well with warm colours, while cooler undertones complement cool colours.

4. Test Before Committing

Always test paint samples before committing to a particular shade. Apply large swatches of white paint on different walls in your room and observe how they appear in various lighting conditions. One product I love to use is from Hello Paint, where you can order peel and stick paint swatches that can easily move from room to room. Assess the samples at different times of the day to see how they respond to changing natural light. This process will help you choose a shade that harmonizes with your space.

5. Evaluate Contrast

White paint doesn't exist in isolation. Consider how your chosen white will interact with other elements in the room. If you have vibrant or dark-coloured furniture, a pure white may create a striking contrast. Alternatively, if you prefer a more harmonious look, consider selecting a white shade that is like the colour of your furniture or other design elements.

6. Consider The Finish

The finish of the paint can significantly impact the final appearance of your walls. Matte or flat finishes create a soft, smooth look but are more prone to marks and smudges. Satin or eggshell finishes offer a slight sheen and are more durable, making them suitable for high-traffic areas. Glossy finishes provide a dramatic shine but are best reserved for trim or accent areas.

7. Seek Professional Advice

Seeking professional advice is a wise step if you find yourself uncertain about choosing the perfect white paint. Interior designers or colour consultants can offer valuable insights and help you select the best shade to suit your needs.

Remember, choosing the right white paint in your home may seem daunting, but armed with the knowledge of lighting, undertones, atmosphere, and finishes, you can make an informed decision. Remember to test samples in your space, consider contrast and seek professional advice if needed. With these tips, you'll be well on your way to finding the perfect white paint that will enhance the beauty and character of your home. **OH**

Amanda Shields is the principal designer at Amanda Shields Interiors.



PHOTO: MIKE CHAJECKI



PHOTO: LARRY ARNAL

INDOOR • OUTDOOR • LANDSCAPE

See Our Website for Our Full List of Suppliers
HINKLEY | MODERN FORMS | KICHLER | VISUAL COMFORT
SAVOY HOUSE | KUZCO and more!

Muskoka Lighting Company

50 Howland Drive, Unit 2, Huntsville ON
705.784.0676 muskokalighting.com

SALES • SERVICE • SHOWROOM

KNOWLES PLUMBING

Muskoka's Plumbing & Bath Centre

279 Manitoba St, Bracebridge T: 705.645.2671
Visit us at KnowlesPlumbing.com
@KnowlesPlumbing

Visit our showroom today!

NOVA STONE

COUNTERTOPS

64 Ferris Dr., North Bay • 705.840.1000 • novastonefab.ca

Northern countertop experts, specializing in the fabrication and installation of custom stone.

Serving North Bay, Muskoka & surrounding areas.



STORY LORI DAVIS | PHOTOGRAPHY SANDY MACKAY

At Home IN THE FOREST

A FIVE-ACRE WOODED WONDERLAND, TEEMING WITH WILDLIFE, SURROUNDS THIS THREE-BEDROOM FAMILY HOME, MAKING IT THE IDEAL FIT FOR JASON AND MEG ROBERTSON. "THE FOREST IS A PART OF MY DAY," SAYS MEG. "IT'S VERY RELAXING AND FAMILIAR WHETHER I'M HAVING COFFEE ON THE PORCH, LISTENING TO FROGS AT NIGHT OR TAKING A WALK ON THE TRAILS." Continued on page 38



Located near the village of Nobel, this is the second house that Jason has built for his family. “The location is perfect,” he says. “It was a huge factor in our decision to buy this property. I like the privacy but also the convenience of living close to Parry Sound,” he says.

Jason acknowledges building a house is stressful but also fun and a source of pride and accomplishment. “I will probably build another one because I’m never 100 per cent satisfied. In my line of work, everything has to be perfect for the customer so I always feel I can do better,” reflects Jason, co-owner of **Northern Living Kitchen and Bath Ltd.**

Jason and Northern Living co-owner Nancy Fournier established


the cabinet design and installation business in 2005. It has expanded over the years to include cabinet renovations, a plumbing showroom and a **Living Lighting** franchise that offers customers a variety of illumination options.

The Robertsons and their two daughters, Madison, 14, and Teagan, 12, are ardent outdoor enthusiasts who enjoy exploring the nature trails meandering throughout the property. “We love hiking, skiing, mountain biking or just enjoying the natural forest,” says Meg, an elementary schoolteacher whose love of the outdoors translates into her teaching, including planting a garden with her class and hiking through the school forest to learn about nature. *Continued on page 40*



Madison, Meg, Jason and Teagan Robertson relax with Winston, the family’s Goldendoodle, on a shaded porch at the rear of their home.

ABOVE: At the front of Meg and Jason Robertson’s new home, a wood-paneled dormer fills the kitchen inside with natural light. **OPPOSITE, TOP LEFT:** In unison, sisters Madison, 14, and Teagan, 12, demonstrate some athletic leaps with their skipping ropes. **TOP RIGHT:** Teagan holds one of the tiny amphibians that shares the family forest. **MIDDLE LEFT:** An outdoor kitchen by Northern Living Kitchen & Bath Ltd. includes a built-in grill and a free-standing smoker. **MIDDLE RIGHT:** Sheltered in the covered front porch, this seating spot provides a view of the front-yard forest. **BOTTOM:** Large tomato plants flourish in the sunshine that warms the home’s side deck.





The Robertsons cleverly designed their home to incorporate functionality, efficient use of space and ease of maintenance. They entrusted residential designer **Aislynn Garside** of **Cottage Country Design** to draw the plans. “We wanted a spacious home but didn’t want rooms that sit unused, collecting dust,” says Meg. Built on a slab, the house consists of two levels. Because there is no basement, radiant floor heating, by **DK Heating and Mechanical Systems**, keeps the home toasty warm.

The open-concept main floor glows with light and panoramic views of the picturesque natural setting. Vaulted Ghostwood ceilings, dormers and huge windows by **Heritage Windows & Doors Inc.**, create a bright, spacious ambience. An engineered Eldorado stone fireplace, crafted by mason **Garry Jacobson**, anchors the living room. Trimmed with a reclaimed barn board mantel, the fireplace echoes a modern farmhouse flavour. Remarkable portraits of the girls, painted by Meg’s mother Nancy, add a personal touch to the living room while local artist Jessica Vergeer’s rugged landscapes are the focal point of the nearby dining room. *Continued on page 43*



In the living room, a cultured stone fireplace ascends to a vaulted ceiling, sheathed in Ghostwood by Ghostwood Canada. Heritage Windows & Doors Inc. supplied the large windows that flank the fireplace. **OPPOSITE, TOP:** The front entrance, like the rest of the home, has toasty, radiant in-floor heating. **BOTTOM LEFT:** An array of coat hooks, bins and cabinets in the foyer offers handy storage for outerwear. **BOTTOM RIGHT:** Three landscape paintings by Georgian Bay painter Jessica Vergeer embellish the dining space where Living Lighting supplied the linear chandelier.



Northern Living Kitchen & Bath Ltd. furnished the large island and dining bar that serves as baking central at Christmastime. Pendant lights are from Living Lighting. **OPPOSITE, TOP RIGHT:** A coffee station and wine rack tuck into one corner of the kitchen. **BOTTOM LEFT:** The Northern Living kitchen cabinetry is finished in oak, Benjamin Moore's Sea Salt and a custom green on the island.

The kitchen is the epitome of functionality and caters to Meg's love of cooking and baking. At Christmastime, the large quartz-topped island brims with cakes, cookies and other holiday goodies. "The island is important because I use all the space when I bake," says Meg. Two elegant Kate Pendants by Living Lighting illuminate the island while the adjacent pantry provides additional storage for supplies, food and gear for Winston, the family's Goldendoodle. **Brown's Appliances** furnished the kitchen appliances.

Jason's favourite room is also the kitchen. "I am really pleased with the way it turned out and how beautifully the different colours blend in. It's very livable, comfortable and not too fancy," he says. The upper cabinets and pantry, in **Benjamin Moore** Sea Salt, a light grey with warm undertones, contrast dramatically with the custom green island and perimeter oak cabinets. Gold hardware and accents offset the pale walls and oak floors by **Gray's Paint & Flooring**.


In the evening, the soothing call of peepers wafts through the large windows above the sink. "I love listening to the frogs while I work in the kitchen," says Meg. "The windows are facing the front of the house because I love the view and want to see guests coming up the drive." Brass sconces above the kitchen windows cast a warm glow. *Continued on page 44*




ABOVE: Adjacent to the home gym, the laundry room also has a bright forest view.

Shiplap accent walls in Benjamin Moore Chelsea Gray highlight the compact but cosy primary bedroom. Patio doors lead out to a small deck and hot tub. The adjoining en suite is simple and modern. The zero entry, glass-enclosed shower has a heated floor and marble-look porcelain while the quartz countertop sits on a stunning grain-matched vanity. "I love the simplicity of the in-floor heating. There are no ducts or furnace but it stays cosy," Meg says.

Continued on page 46



ABOVE: The bed in the primary bedroom is centred between windows overlooking the forested backyard. A sliding glass door opens to a private deck and hot tub. **FAR LEFT:** A grain-matched vanity holds matching sinks in the en suite. **LEFT:** The en suite shower has an illuminated niche for toiletries.



NORTHERN LIVING KITCHEN & BATH LTD.

CABINERY, LIGHTING & PLUMBING DESIGN CENTRE

Parry Sound • Muskoka • Georgian Bay

6 Designer's Lane at Oastler Park Drive and Hunter Drive

705.746.8686 • inspired@northernliving.ca

www.northernliving.ca

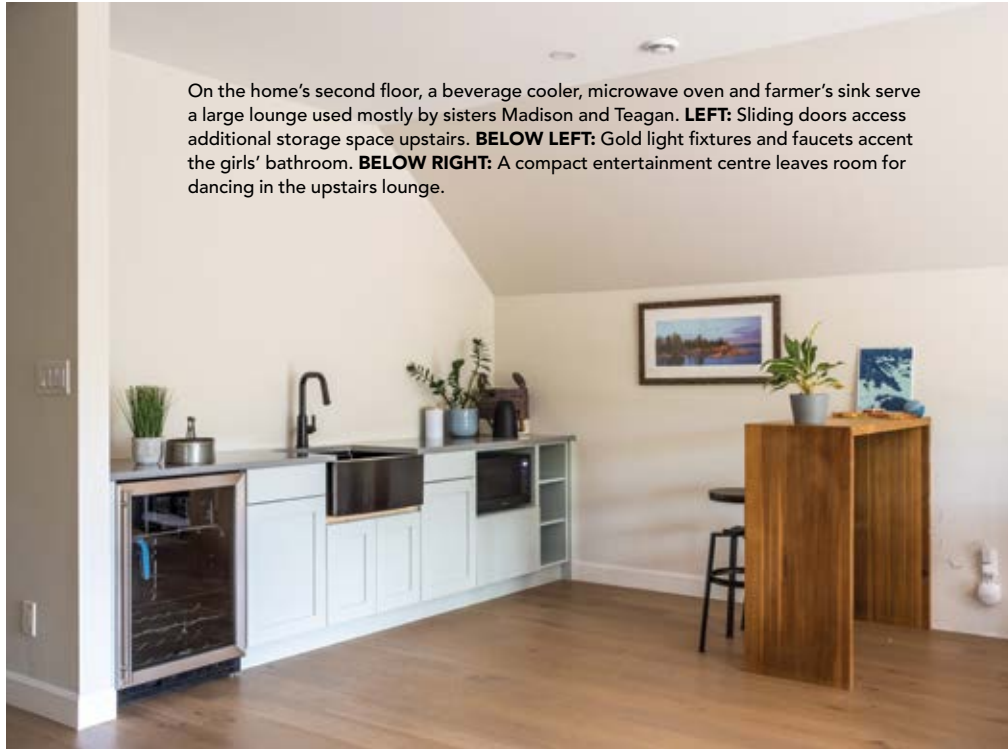
Follow us on Facebook & Instagram for showroom updates and promotions



LivingLIGHTING



On the home's second floor, a beverage cooler, microwave oven and farmer's sink serve a large lounge used mostly by sisters Madison and Teagan. **LEFT:** Sliding doors access additional storage space upstairs. **BELOW LEFT:** Gold light fixtures and faucets accent the girls' bathroom. **BELOW RIGHT:** A compact entertainment centre leaves room for dancing in the upstairs lounge.



The upper level is Madison and Teagan's domain. The girls, who are avid competitive skippers, have plenty of room for games, movies and entertaining friends in the open-concept main room. Bedrooms and a bathroom afford the girls additional personal space.

Pulling into the driveway at the end of the day, Jason and Meg are in awe of the beauty and peace that awaits them. "It feels like a campground but it's ours," reflects Meg. "It's such a special feeling to be in our own forest, so familiar and relaxing." **OH**



LOCAL SOURCE GUIDE

- Brown's Appliances • Chris Derks Tree Services & Excavation • D.K. Heating & Mechanical Services • D.R. Property Maintenance • Nancy Fournier • Ghostwood Canada • Aislyn Garside, Cottage Country Design • Gray's Paint & Flooring • Heritage Window & Doors Inc. • Garry Jacobson • Kingston Electric • Living Lighting Parry Sound • McNabb Home Hardware Building Centre • Napoleon • Northern Living Kitchen & Bath Inc. • Jessica Vergeer

BCIN Certified
PDF Drawings in 24 Hours
PERMIT READY GARAGE PLANS
249-287-9855 • www.backyardplans.ca

BACKYARD PLANS
By Cottage Country Design

YOUR COMPLETE HOME FURNISHINGS AND FLOORING CENTRE

RIVERVIEW FURNITURE & FLOORING

MATTRESSES, FLOORING, APPLIANCES, UPHOLSTERED AND CUSTOM WOOD FURNITURE
Handcrafted Furniture built for a lifetime of memories.

705-286-3167 info@riverview-furniture.com
94 Bobcaygeon Road, Minden, ON
Riverview Furniture & Flooring Centre
riverviewfurniture1979 www.riverview-furniture.com

HAWKE STONE SOAP Co.

IF YOU GET DIRTY IN MUSKOKA YOU SHOULD GET CLEAN MUSKOKA STYLE.

At the Wharf: 900 Bay Street Gravenhurst
HawkeStoneSoapCo.com

YOUR PROJECT COMPLETED ON TIME, ON BUDGET, AND DONE RIGHT!
Serving Parry Sound-Muskoka

GREENLEAF EXCAVATION

SEPTIC SYSTEMS • ROADS & GRAVEL DRIVEWAYS • TRENCHING
LANDSCAPING & RETAINING WALLS • DRAINAGE • MATERIAL DELIVERY
705.229.9985 // greenleafexcavation.ca // greenleafexc@gmail.com

Est. 2004

LAKE SHORE DESIGNS

A Reflection of You



Cottage & Residential Interior Design and Decor Firm Services

- Interior & Exterior Design
- Floorplan Drafting and Revisions
- Colour, Paint & Furniture Selections
- Custom Cabinetry
- Home Staging • Holiday Decorating • Event Decor

PARTNERS



2968 Lakefield Road, Selwyn, ON
705-748-3875 • info@lakeshorehd.ca • lakeshorehd.ca



BOATHOUSE BOUTIQUE
BIRINI BEANS CAFE

Home Decor & Café
• Coffee • Sandwiches • Decor • Clothing



1929 Lakehurst Road, Buckhorn, ON
Boutique 705-659-3875 • Café 705-659-3876
lakeshorehd.ca/boathouse-boutique

BATHROOM *Bliss*



STORY **FRANKIE CASTRO**
PHOTOGRAPHY **VALERIE WILCOX**



A bathroom renovation is one of the most complex and expensive projects you'll undertake. It's also one of the best investments you'll ever make. A lot goes into a successful bathroom reno and much of the magic happens long before the demo begins. Here are four tips to take your bathroom project from "all wet" to "best bet."

Plan Ahead

Every big project should start with a well-thought-out plan. Know the objectives of your bathroom renovation. Outline the details of the work, create a budget, including who will do it, and set a reasonable timeline. Working with a professional designer can help you avoid costly and time-consuming mistakes. Once you have a plan, apply for the necessary permits and order materials. It may take longer depending on the demand and availability of products and trades, so factor this into your timeline.

Choose Quality Over Quantity

There's nothing more disappointing than having a beautiful bathroom design on paper that is then poorly executed with sub-par products, materials or workmanship. Be realistic and ensure your plan reflects your budget. Do your research and view all samples in person, not just online.

A good designer and renovator will also recommend correcting any pre-existing problems behind the walls, such as plumbing and electrical issues, before digging into cosmetic upgrades and extras. *Continued on page 50*



RR HOUSE OF ROHL



BEACON OF BEAUTY

AVAILABLE AT:



The Nibi Collection takes its inspiration from the conical, tapering form of a lighthouse. Oceanic beacon, architectural icon, landmark, and engineering marvel, the lighthouse is an apt metaphor for the Collection. Strong geometries of straight, steady lines create a modern structure with enduring architectural icon and landmark. All is offset by the rounded base that harkens back to the classic lighthouse silhouette, giving this Collection solidity, substance, and meaning.

250 Bayley St. W.
Ajax, ON
905-427-4149

516 Bryne Dr.
Barrie, ON
705-722-4125

405 College St. E.
Belleville, ON
613-969-0842

699 Gardiners Rd.
Kingston, ON
613-384-6262

433 Eastchester Ave. E.
St Catharines, ON
905-688-8887

design ideas

Selecting The Right Materials

Is your goal to modernize and “trendify” your bathroom, or are you hoping to create a space with staying power? Plumbing fixtures in chrome will always have a place in the home. However, there are many options to give your space some understated (or overstated!) oomph. Bronze and gold finishes have become mainstream, bringing luxury and warmth to a space. Beyond these, matte black and white or saturated-coloured fixtures have come to the market as a fun and unexpected infusion of personality into the room. Just be mindful that trends come and go, so if longevity is a priority, select classic metals that won't soon show their age.

Are you a “bath person” or a “shower person”? Many homeowners want both within the design. Freestanding bathtubs are like art and can be the room's focal point and a functional fixture in the bathroom – a perfect addition to the bathing area, with a full range of styles, sizes and materials, from classic to contemporary.



Know When To Step Away

Can you survive without the use of this bathroom? If not, consider alternative accommodations or plan a vacation. Second, plan to be inconvenienced for the duration of the renovation. If you stay home, prepare for dust, noise and trades coming in and out. And know that this is temporary. Finally, know when to let your designer take the reins. Let them do what they do best. You've done your due diligence, hired a designer with the right experience and approved the plan.

A bathroom renovation is an exciting endeavour. It can also be costly and all-consuming. Don't let it wash you out. Plan ahead with a clear vision of your renovation goals, budget and timeline and work with a professional designer to ensure a squeaky-clean process from start to finish. **OH**

TIP: Set aside an “emergency fund” to cover unexpected issues that commonly arise once the walls are opened. Reserve 10 to 15 per cent of your renovation budget. If you don't need it for corrections, you can add a splash of something else within the bathroom

Award-winning kitchen and bath designer Frankie Castro is the creative director and founder of Square Footage Custom Kitchens & Bath Inc.

Kohara + Co.
Home Decor Design | Kitchen Bath | Lighting | Exterior Lighting

Providing superior and endless lighting and plumbing solutions.

Inspiration tailored to our valued clientele, exclusively enhancing their space.

705-455-9417 | info@koharaco.com | www.koharaco.com
175 Industrial Road, Haliburton, Ontario, K0M1S0, Canada

SMART ELEMENTS
HEATING & COOLING

**RELIABLE
EFFICIENT
INNOVATIVE**

smartelements.ca • 705-571-9292
@smartelementsh heatingandcooling





PHOTO COURTESY OF ECTY MODULAR BUILDINGS INC.

Garden Suites

Is an accessory dwelling unit right for you?

AS CANADA'S HOUSING CRISIS GRINDS

on, governments have begun to pay much more attention to “gentle densification” – the concept of getting our existing properties to do more. In Ontario for example, the provincial government’s “More Homes Built Faster” legislation loosens up rules pertaining to accessory dwelling units such as garden suites.

So what does that change mean on the ground? Well, if you’ve been toying with adding a separate in-law suite, a rental suite or even some cool studio space on your property, today you potentially have less red tape to contend with.

While many of us might be intrigued, garden suites are also a fairly new format that not everyone is familiar with. And many homeowners may legitimately wonder: “Is a garden suite the answer to my family’s needs?” “Is this cost-effective?” And: “Can my property even accommodate a garden suite?”

We looked at the legislative changes and contacted a couple of industry experts about potential benefits and key considerations with garden and laneway suites.


Here's a closer look:

THE LEGISLATIVE CHANGES

Setting the stage, Ontario’s Bill 23 (which passed in November 2022) stated: “One of the ways we propose to increase gentle density is by expanding what’s allowed to be built without further planning approvals. Our plan would permit up to three residential units on most residential lots ‘as of right’ – that is to say, without needing a by-law amendment. For example: a main residence, a basement apartment, a garden house.”

In Toronto, where the housing crisis has hit especially hard, city council permitted laneway dwellings in 2019. Then in February of 2022, the city adopted a “Garden Suites Official Plan Amendment and Zoning By-law Amendment” allowing garden suites in most GTA residential zones.

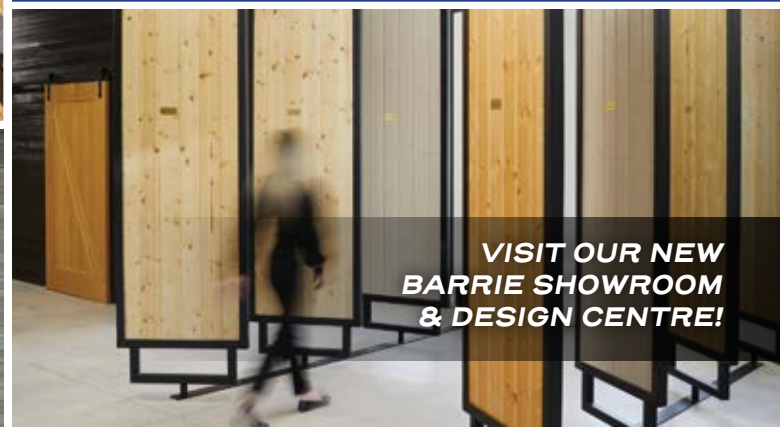
Samantha Chan is marketing and sales director of Toronto-based Elevate Realty Inc., a real estate sales brokerage that focuses on investing in houses and multi-family homes. In a nutshell, the new garden suite legislation translates into way more opportunities, she says. Realistically, Samantha explains, only about 47,000 or so properties in Toronto meet laneway suite requirements (i.e., they have laneway access and meet fire requirements). Yet, thanks to by-law amendments, now, Samantha says, “You don’t need a laneway. As long as you have a big enough backyard, you can build a garden suite. If a homeowner wants to do it, it becomes a lot easier and more feasible for them.” *Continued on page 54*



TRANS CANADA WOOD PRODUCTS

From Framing to Finish, We've Got You Covered.
 POST & BEAM TIMBERS • DECKING • FENCING
 FLOORING • FRAMING • INTERIOR PANELING

BARRIE SHOWROOM • 705.252.5510
 684 VETERANS DRIVE, UNIT 3, BARRIE
 YARD: 7735 COUNTY ROAD 27, BARRIE
www.transcanadagroup.on.ca



**VISIT OUR NEW
 BARRIE SHOWROOM
 & DESIGN CENTRE!**

Terri Lynn
GIBSON
 SALES REPRESENTATIVE

*Buying or selling a home
 or cottage is a big decision...
 I can help!*

ROYAL LEPAGE Team Advantage Realty
 BROKERAGE
 INDEPENDENTLY OWNED & OPERATED

705.773.8076
terrilynngibson.ca • tlgibson@royallepage.ca



PHOTO COURTESY OF ELEVATE REALTY INC. / URBAN LANES INC.



PHOTO COURTESY OF ELEVATE REALTY INC. / URBAN LANES INC.

- **Design** – Bianca says some homeowners match the architecture of their garden suite and main structure, whereas others prefer a juxtaposition. “We have architects and engineers that work alongside the client to create and bring to life their vision.”
- **Construction** – Decisions include whether to hire a project manager and/or specialized builders and contractors, etc.
- **Pricing** – This can range upwards from \$350 per square foot in Toronto (which is substantially lower than condo prices). Samantha notes that there are considerable fixed costs with garden suites and therefore building a two-storey suite can deliver both more living space and better cost per square foot as well.

Has there been an uptick in interest? In a word, yes. Already in the short time since new legislation rolled out, Bianca says she’s seen homeowner interest rise: “More and more people are looking for creative ways to maximize their living space and a garden suite provides a unique opportunity to do this.” **OH**

WHAT ARE GARDEN SUITES BEING USED FOR?

Bianca Acqua is director of sales and marketing for Woodbridge-based City Modular Buildings Inc., a company that specializes in modular homes, laneway and garden suites. From where she sits, Bianca is seeing various motivations in terms of why homeowners are building garden suites: “It really just depends on the needs of the individual or family,” she says. “So some people are using garden suites as rental units to generate additional income, while others are using them as separate office or studio spaces to work from home. We see that these garden suites are a great way of providing additional living quarters for multi-generational families or to serve as a guest suite for visitors.”

WHAT ARE SOME KEY FACTORS TO CONSIDER?

For homeowners exploring whether this option is workable, here are some key considerations:

- **Lot size** – Samantha notes a difference between garden suites and laneway suites. While a “laneway house can span the whole distance of your backyard,” she says a garden suite requires a setback on each side.
- **Compliance** – Garden suites must comply with relevant Ontario Building Code regulations and zoning by-laws.
- **Building permit** – These must be obtained.
- **Emergency access** – A compliance review is required.
- **Existing trees** – In Toronto, a garden suite “should not result in the removal of a healthy by-law protected tree.”



PHOTO COURTESY OF CITY MODULAR BUILDINGS INC.

WANT TO FIND OUT MORE?

<https://www.ontario.ca/page/more-homes-built-faster>

<https://www.toronto.ca/city-government/planning-development/planning-studies-initiatives/garden-suites/>

<https://citymodularbuildingsinc.ca/>

<https://www.elevatepartners.ca/resources/toronto-garden-suites-information-updates/>

GOOD THINGS COME IN THREES



HIGH PERFORMANCE PASSIVE HOMES

ENERGY EFFICIENT

Superior building principles result in 80-90% less energy consumption than conventional homes.

HEALTHY

Balanced ventilation systems ensure a healthy inside environment for your family.

RESPONSIBLE

Using durable, high quality materials, passive homes have a low carbon footprint and low waste.

CDH CARPENTRY LTD

When you put your trust in CDH Carpentry Ltd. to design and build your high performance home, we like to think the goodness multiplies beyond three. But here are three things you should know: Every passive home is custom - we start with your vision and bring it to life. We are full service, managing your build from start to finish. We specialize in the passive home building standard because we’re passionate about it and committed to creating a climate-resilient, healthy and long-lasting home for your family.



Haliburton’s leading custom design and build firm specializing in high performance passive homes.

Visit our website to learn more and inquire.
[CDHcarpentry.com](https://www.cdhcarpentry.com)





PHOTO: ELEANOR DOBBINS

Emery Bagshaw, Brandi Hewson & Tamara Bain

Collaboration COUNTS

PHOTOGRAPHY WALTER FRANCYK

THE PLACE

Kohara + Co. has expanded to include a new Fashion Bath & Kitchen Design showroom as a way for people to envision fixtures, vanities and cabinetry options in a home-like setting, says owner Brandi Hewson.

A desire to work with existing clientele, contractors, designers and homeowners to provide full-home solutions inspired the expansion.



PRODUCTS

In addition to interior and exterior lighting and home décor, Kohara + Co. now carries a range of quality bath and kitchen products, including all bath fixtures – everything from faucets to tubs and sinks, showers and vanities. Kohara also offers a variety of design-related services, including on-site consultations and collaborating with local designers and trades. “We cannot be everything to everyone but we work hard to collaborate to ensure our clients have everything they need to create their perfect well-created space,” Brandi says.



SERVICES

The company works with contractors and designers with its full spectrum of services, from sourcing to product supply. Kohara + Co. also works with end users and individual homeowners who might have just a bathroom to remodel and need help with selections. “We’ll offer them assistance and service from a design perspective,” says Brandi. “We’re here to help and guide them and make sure everything flows nicely.”



CUSTOM

Local woodcrafter Ryan Mitchell collaborates with Kohara + Co. on custom pieces. “I designed a custom vanity, made from locally-harvested white oak – a traditional vanity but with a modern twist,” says Brandi. “We worked with Ryan to create it. He did an amazing job.”



TRENDS

Quality products matter. “People come in who have purchased retail grade faucets or fixtures that have failed in performance and durability,” says Brandi. “Our clients are looking for quality, high-performing products that will stand the test of time and suit their design needs.” Freestanding tubs and fillers and custom vanities are popular. “Wall sconces are extremely popular in bathrooms and offer both functional and decorative lighting as a nice option,” she adds. **OH**



GET THERE

175 Industrial Park Rd., Haliburton
705.455.9417 | koharaco.com



Professional, Dependable Quality

Whether you'd like to update the look of your garage door, breathe new, vibrant life into your kitchen or living room, or want to revitalize the exterior areas of your home, **PRO PAINTERS** has your back.

You also have options for how you want us to get the job done: **we offer a state-of-the-art paint spraying process or traditional brush and rolling paint application**; it's totally up to you, and we will work with you to nail down the best solution for your needs!

At **PRO PAINTERS**, we ensure fast, local, top-quality service, no matter the type of project. We always use our proven process, which promises consistent results and performance.


After all, tackling new painting projects is one of the most effective and efficient ways to boost the value of your home and enhance curb appeal.



Interior and Exterior Paint Solutions

From vinyl siding to brick, from the interior of your home to the exterior, we offer high-quality products and top-notch customer service in the completion of all of your projects, **including:**

- ✓ Residential Exterior and Interior Painting
- ✓ Drywall Repair
- ✓ Kitchen Cabinet Refinishing
- ✓ Brick Painting
- ✓ Door Painting
- ✓ Basement Painting
- ✓ Deck Painting
- ✓ Fence Painting
- ✓ Crown Moulding & Trim Painting
- ✓ Garage Painting
- ✓ Cabinet Painting
- ✓ Wallpaper Removal
- ✓ Popcorn Ceiling Removal
- ✓ Commercial Painting



FREE ON-SITE ESTIMATE

Proudly Serving:

- Huntsville
- Bracebridge
- Haliburton
- Gravenhurst
- Muskoka Lakes
- Minden
- Lake of Bays
- Parry Sound



CHARLES VEILLEUX AND HIS TEAM

take pride in every part of the project, from quoting and colour selection through to cleanup.

705 995-0663

charles@propaintersmuskoka.com



propaintersmuskoka.ca



LUXURY BOUTIQUE

STORY **WALTER FRANCYK** | PHOTOGRAPHY **SANDY MACKAY**



ON A QUIET LEAFY STREET, SHADED BY LOFTY MAPLES, ELISE BOYER TRANSFORMED A RED BRICK VICTORIAN-ERA HOME INTO A COMPELLING EXAMPLE OF ARTFUL DESIGN AND HER STORE'S FINEST FURNITURE AND FINISHES.

Continued on page 63



Elise Boyer furnished the living room of her Veranda Guest House with items from her Bracebridge store and finished the house with crown moulding and baseboards reminiscent of the 1800s. **OPPOSITE, LEFT:** The Victorian-era home sits on a sun-drenched southern slope, a short walk from downtown. **RIGHT:** Old world influences are apparent immediately inside the home's front door.



Elise Boyer



LEFT: A front foyer table tucks below the stairway to the home's second floor. **ABOVE:** Framed mirrors and art buttress the wooden buffet with a distressed finish in the dining room. **BELOW LEFT:** Efficient use of space is a hallmark of this home renovation. **BELOW RIGHT:** A new main-floor powder room is wallpapered with green images of leaping deer.



"This is a crowning achievement for me. Everything that I love is in here," says Elise, the owner and operator of **Veranda**, a large home furniture and accessories store in downtown Bracebridge and a go-to destination and source for designers, homeowners and cottagers. Her newly-opened **Veranda Guest House** showcases things she likes and what suits the house.

Elise roamed a meandering path to home design. As an elite high school athlete, she wanted to be a physical education teacher. But a meagre job market for phys-ed teachers at the time steered her into studying social work at Laurentian University. When she realized social work wasn't her calling, she started her first business, a french fry shop. She later became one of Ontario Hydro's first female electrical forestry apprentices, flying by helicopter and motoring by snowmobile to remote job sites where she cleared trees and bush from below transmission lines.

All the while, she nurtured a creative instinct, making crafts in her own private shop and poring over European home fashion magazines. Eventually, she opened Veranda, a home furniture and décor store in Huntsville. It's now in the heart of downtown Bracebridge.

Built in the 1880s, her two-storey guest house sits on a hill in a quiet neighbourhood of mature maple trees and some of the town's oldest and prettiest homes. "I love Kimberley Avenue," Elise says. She bought the home as soon as it came on the market last fall. "I wanted to ensure this house was going to be preserved and looking good."

The transformation took careful planning, curating and renovation. Elise started by selecting wall coverings and a colour palette using **Benjamin Moore** Balboa Mist. She chose rugs, drapes, furnishings, beds and fabrics. She describes them as sophisticated and modern with old world sensibilities. "I had that all selected right away." *Continued on page 64*

"THIS IS A CROWNING ACHIEVEMENT FOR ME. EVERYTHING THAT I LOVE IS IN HERE." ~Elise Boyer

Leather chairs with nail-head trim and wingback chairs surround the dining room table.





Rebuilding the house was a substantial undertaking, with much of the work done by **Alex and Jeremy Hymers** of **A & J Painting Co.** who had worked with Elise at her store and personal home for years. “I had the great fortune of utilizing A & J Painting. They poured their heart and soul into this project and worked right through,” says Elise. “They can do anything and they’re so nice, versatile, reliable.”

The team stripped the walls to bare studs, tearing out floors and ceilings. “We opened spaces, we relocated the staircase, the powder room and basement access. We added crown mouldings, all new window trim and baseboards,” Elise says. They upgraded the electrical service and replaced the original knob and tube wiring. “All the plumbing was redone from scratch as well.”

Northern Electric & Maintenance wired the house. **E Z Flow Plumbing** connected waterworks to the new kitchen, powder room and two en suites while **Clean & Cozy Heating** installed the new furnace, ductwork and air conditioning. Once most construction was finished, Elise hired **Daniel Gallant**, a professional installer, to apply her wallcoverings. “There was nobody in his way – everything was ready for him,” she says. “All the trades had ease of movement, which is sometimes not the case.” *Continued on page 66*



Just steps from the dining room, the breakfast room holds a kitchen island from the Veranda collection, armchairs and a settee. Marble flooring extends from the kitchen into the breakfast space. **OPPOSITE:** Culinary equipment from Brown’s Appliances augments kitchen cabinetry and counters by the Northern Kitchen Studio at Bracebridge RONA.





LEFT: As in most 19th century homes, the kitchen was built separately from the structure of the main house. The door on the left leads to a three-season Muskoka room. **BELOW:** The well-furnished Muskoka room is also a great place in which to enjoy the morning sun.



Alex and Jeremy helped Elise choose baseboards and trim, bringing her samples supplied by **Muskoka Lumber**. “I wanted it to look like the original baseboards with the same rounded detail they had in the 1800s. We chose things that looked like the period,” she says. They repurposed the home’s original doors. **Muskoka Workshop** built some new wooden shutters flanking the windows. They were painted Benjamin Moore Salamander, a deep rich black, blue and green tone richly accenting the red brick’s exterior. **Modern Home Carpet One** supplied the new oak flooring throughout the main spaces and marble for the kitchen and upper bathrooms.

Northern Kitchen Studio at **Bracebridge RONA** furnished bathroom vanities and new cabinetry in the kitchen where **Brown’s Appliances** provided all the modern cooking, cooling and culinary equipment. Elise brought in one of Veranda’s kitchen islands in the breakfast room, adjacent to the kitchen and furnished the space with a settee, armchairs and stools. The kitchen door opens to a bright, airy Muskoka room, which catches the morning sun at the back of house. “I wanted it to be botanical, fresh,” Elise says. The other side of the kitchen opens to a formal dining room, furnished with a wooden table, flanked by leather chairs and bookended with large wingback chairs. “I wanted luxurious drapes in each window,” Elise adds.

Continued on page 68

**New Builds or Renovations
for your Home, Cottage, Boathouse or Garage**

**CONKLIN'S
CONSTRUCTION
INC.**

Matt Conklin 705.706.4782
matt@conklinsconstruction.ca • conklinsconstruction.ca

amvic
building system

Everything ICF is your Northern and Central Ontario AMVIC Building System dealer providing all of your EPS foam insulation needs and more, from knowledge and expertise, to products and service

EVERYTHINGICF
BY WOOD LUMBER

705-306-4911 • 1-866-383-9663
everythingicf.ca • help@everythingicf.ca
7581 Hwy 118, Minden

**BROWN'S
APPLIANCES**

KitchenAid


705.765.5700 • 108 Maple Street, Port Carling • brownsappliances.com



“Because I have the advantage of a large store, a large warehouse and a great deal of inventory, I have my pick of what I could put in here. I ordered some new items for this house, but a lot of things, I already had,” Elise says. In the well-appointed living room at the front of the house, arched display cabinets, backed with gold mirrors straddle a south-facing window.

Continued on page 70

ABOVE & RIGHT: Luxurious fabric drapes the front bedroom windows overlooking Kimberley Avenue. The king-size bed is dressed in French linens and duvets. **TOP RIGHT:** Each bedroom has an en suite with a shower.



Elise Boyer,
Owner/Operator

Always Beautiful ALWAYS AFFORDABLE

As a Muskokan and cottager on Browning Island, I enjoy the intimate atmosphere of nature and infinite inspiration an island provides. Expansive water views and tall pines swaying in the cross breezes are among the joys of my water-access retreat. In downtown Bracebridge, my four curated showrooms are filled with a vast inventory of timeless items that you will love for both your home and cottage. Take advantage of our complimentary design services with Laura. My large warehouse can provide unlimited free customer storage for all of your purchases. My website lists our entire collection of in-stock products. With over 20 years as owner/operator, I'm proud that superior customer service and competitive pricing has become a VERANDA hallmark.

VGH
VERANDA GUEST HOUSE

A first class experience awaits you. The timeless 1800's charm lives to this day in the genteel hospitality of Muskoka in Veranda's historic Guest House. This heritage home has been totally refurbished to modern standards in 2023.

BOOK NOW
Call Elise at (705) 645-6451
www.verandaguesthouse.ca
Weekly stays, Friday to Friday

22, 24 MANITOBA STREET, BRACEBRIDGE ON • 705 645 6451 • VERANDACOLLECTION.CA
FURNISHINGS • ART & ACCESSORIES • DRAPERIES • DESIGN SERVICES • RUGS • LIGHTING • FINE LINENS



LEFT & BELOW: On the east side of the home, this well-appointed bedroom catches the early morning sunshine. **BOTTOM LEFT:** Wall coverings are essential to the distinctive look of each room in the home, including this en suite.



Upstairs, French linens and duvets swaddle the king-size bed in each of the two bedrooms, complete with their own en suites. Elise has invited clients to tour her guest house to see what Veranda can do. She hopes to have two-to-four guests enjoy week-long stays, a distinctive boutique experience. “The kitchen is fully equipped with everything you need for any capable chef,” she says. The tree-lined street is just a block-and-a-half from the main downtown core, shopping and restaurants. “It’s a perfect getaway,” says Elise, who still holds the track and field record for long jump at École secondaire catholique Thériault. **OH**

LOCAL SOURCE GUIDE

- A & J Painting Co. • Benjamin Moore • Brown’s Appliances • Clean & Cozy Heating • E Z Flow Plumbing • Daniel Gallant • Modern Home Carpet One • Muskoka Lumber • Muskoka Spray Foam Insulation • Muskoka Workshop • Northern Breeze Painting Ltd. • Northern Electric & Maintenance • Northern Kitchen Studio • One Fourth Painting • Veranda

Imagine your home, totally organized!

Custom Closets
Garage Cabinets
Home Offices
Wall Beds
Wall Organizers
Pantries

Laundries
Wall Units
Hobby Rooms
Garage Flooring
Media Centers
and more...



40% Off Plus
Free Installation

PLUS TAKE AN EXTRA 15% Off

Terms and Conditions: 40% off any order of \$1000 or more or 30% off any order of \$700-\$1000 on any complete unit order of custom closet, garage, or home office, and any other products. Take an additional 15% off on any complete unit order. Not valid with any other offer. Free installation with any unit order of \$850 or more. With incoming order, at time of purchase only. Expires 12/10/23. Offer not valid in all regions.

SPECIAL FINANCING FOR 12 MONTHS!
With approved credit. Call or ask your Designer for details. Not available in all areas.

Call for a free in home design consultation

877-636-7773 OH

closetsbydesign.ca Follow us   





ASPHALT • CEDAR • COMPOSITE

PRECISION ROOFING INC.

Serving Muskoka
More than 25 years experience

FREE ESTIMATES
705-644-3929
info@precisionroofinginc.ca
www.precisionroofinginc.ca

PRECISION YOU CAN DEPEND ON

Pratt's GARDEN CENTRE

SHOP OUR ONLINE STORE
shop.prattslawncare.com

LANDSCAPE • GARDENING • PROPERTY MAINTENANCE

End of Season SALE ON NOW

Pratt's LAWN CARE & LANDSCAPES

3233 Muskoka Rd 169, Bala
705.762.5623
www.prattslawncare.com

ABCs AND 5 Ds of PRUNING

STORY TERESA MATAMOROS

Why Prune?

Every shrub should have a purpose in the overall garden design and that purpose will dictate how the shrub should be pruned.

The goal of pruning is to enhance and emphasize the natural shape and to maintain the health of shrubs and small trees. A well-pruned shrub can live for 100 years!

Afraid or reluctant to prune for fear of not doing it right or hurting the shrub? Follow these few steps and you'll be a pro.

A is for assessment. First and foremost, identify the shrub you are pruning. Questions to ask are:

1) When does it flower? Spring or summer? If it flowers in spring, it often means it is blooming on last year's wood and shouldn't be pruned until after it has flowered and before it sets new buds for next year. Forsythia, Bridalwreath spirea and lilacs are in this category. Roses, Hydrangeas and Rose of Sharon can be pruned early in the spring as they bloom on the new wood.

2) What is its natural shape? Prune to accentuate the natural shape of the shrub and please put the hedge shears away! No balls or squares here unless you are into topiary and that's a topic for another article.

3) What is the purpose of this shrub? Is it for flowers, fruit, for the birds or for privacy? *Continued on page 74*



Powering your cottage and home – even during a power outage.



ELECTRICAL • HVAC • HOME AUTOMATION • SOLAR
ECRA / ESA 7002295 • TSSA 000365522



gardening

B is for take a breath. Relax and give yourself time to know the shrub and look at it from all angles so you have the full picture of what you will be pruning.

C is for confidence. With time, trial and error (plants are very forgiving), you will gain confidence in your pruning abilities.



Now the **5 Ds**. The Ds help you figure out what to prune.

Dead or dying branches. Remove the dead and dying branches for aesthetics but also for health. Dead branches can be an entry point for various pathogens. Always remove the dead branch to a healthy, green node.

Diseased refers to anything that has a disease or pest problem that could potentially harm the plant if left unchecked. Cleaning your tools after each cut of a diseased branch is important.

Damaged is just that! Any branch that has been broken from winter snows or spring storms needs to be removed. These are weak points and again could be an entry point for pathogens.

Doubling branches. Sometimes the shrub will have two branches in close proximity growing in the same direction. Pruning one of the branches out will open the shrub, giving it better air circulation and strengthening the remaining branch. Also, remove any branches that are going from the outside to the inside of the shrub.

Desirable. This is what we want the plant to be. Do we want lots of flowers or is it the fruit or both? Do we want the shrub for privacy or is it a focal point in the garden?



Tools For Pruning

Invest in a good pair of secateurs or bypass pruners and a good hand saw. Loppers will help to remove the stems larger than three-quarters-of-an-inch. Always wear your personal protective equipment, such as gloves and safety glasses.

How To Prune

Cut branches/stems at a 45-degree angle, one-quarter-inch above an outward facing bud or branch. Be careful not to leave a stub as this could be an entry point for pathogens.

I hope you feel confident now to get out and prune your shrubs. Doing is the best way to learn! **OH**

Teresa Matamoros has a Bachelor of Science degree, an Ontario Diploma in Horticulture and is an ISA Certified Arborist.

ENVIRONMENTAL pestcontrol
Excellent reputation for quality service.
LOCAL EXPERTS SINCE 1988
www.environmentalpestcontrol.ca • 1-800-263-5055

MUSKOKA WOOD FINISHING
WOOD FINISHING & REFINISHING • PAINTING
RESIDENTIAL • COMMERCIAL • COTTAGE
Custom Staining • Specialty Finishes • Interior/Exterior Applications

MUSKOKA WOOD FINISHING
A DIVISION OF THE FINISHING SHOP INC.
Contact Us About Your Next Project
705-769-2222
muskokawoodfinishing.com

Advertise With Us
Give your business the benefit of premium exposure and connect, like never before, to our extensive targeted readership!
Tyler Annette 705.888.5706 | tyler.annette@ourhomes.ca

Home INSTALLS
DESIGN & INSTALLATION
From concept, to construction, to completion, Ian & Valerie can handle your project **BIG** or small.
Home building centre GRAVENHURST
INTERIOR & EXTERIOR DOORS
WINDOWS . FLOORING . DECKS
RAILINGS . DOCKS and more
Call to discuss your next project! 705.687.2289

BOWMAN
LANDSCAPING & EXCAVATION
HARDSCAPE • SEPTIC BEDS • FOUNDATIONS
DRIVEWAY & COTTAGE ROAD CONSTRUCTION
LOT CLEARING • GRADING • DEMOLITION
AGGREGATE & DELIVERY • BLASTING
LANDSCAPE SUPPLIES • BIN RENTAL
RETAINING WALLS
705.342.5792
www.bowmanlandscaping.ca
Serving all your landscape needs in the Parry Sound & surrounding area

the **RIGHT** fit

A job well done is a pleasure for these pros.



PHOTOGRAPHY **WALTER FRANCZYK**

STOCKEY CENTRE

The Charles W. Stockey Centre for the Performing Arts is a year-round theatre that hosts concerts, films and weddings. “We’re multi-purpose,” says marketing co-ordinator Kelsey Norris. “We can do a 400-seat theatre concert or we can do a 180-person wedding banquet, and trade shows as well.” The auditorium is well-known for its acoustics, the theatre’s natural look and a gorgeous view of Georgian Bay, she says.

UPCOMING

This fall, the centre presents iconic Canadian country music artist and Juno award winner Dean Brody. Susan Aglukark, who blends Inuit folk music with contemporary and country sounds, performs in October. In December, the centre hosts The Barra MacNeils East Coast Christmas show and Parry Sound’s own Katherine Wheatley, who performs Songs for the Snowy Season with Tannis Slimmon and Angie Nussey.



**Kelsey Norris,
Nicole Mullen
& Caitlin Dyer**



BOBBY ORR

The Bobby Orr Hall of Fame has undergone a major renovation that re-opened July 18. “The entire space is different,” says curator Caitlin Dyer. “If you’ve visited us before, it’s a totally new visiting experience. New exhibits speak to the science of sport, Georgian Bay, local Anishinaabe traditions and National Hockey League legend Bobby Orr, his story and his artefact collection,” she says. “We wanted to refresh it and entice younger visitors who maybe didn’t see Bobby Orr play.”

Continued on page 78

WATER DEPOT

Safe, clean drinking water is the goal and the product at Water Depot stores in Bracebridge and Parry Sound. Homeowners and cottagers can refill their 18-litre plastic water jugs with contaminant-free water at each store. They can also get all the advice and equipment they need to treat their own water at home.

SERVICES

"We do free in-home water tests," says Eric Dubé, a water quality specialist. "If anyone has issues with their water, whether it's staining or not potable, if it's drawn from a lake or river and they want to make their water potable at all faucets, they can give us a call. We can provide them exactly what they need and they can take it from there."



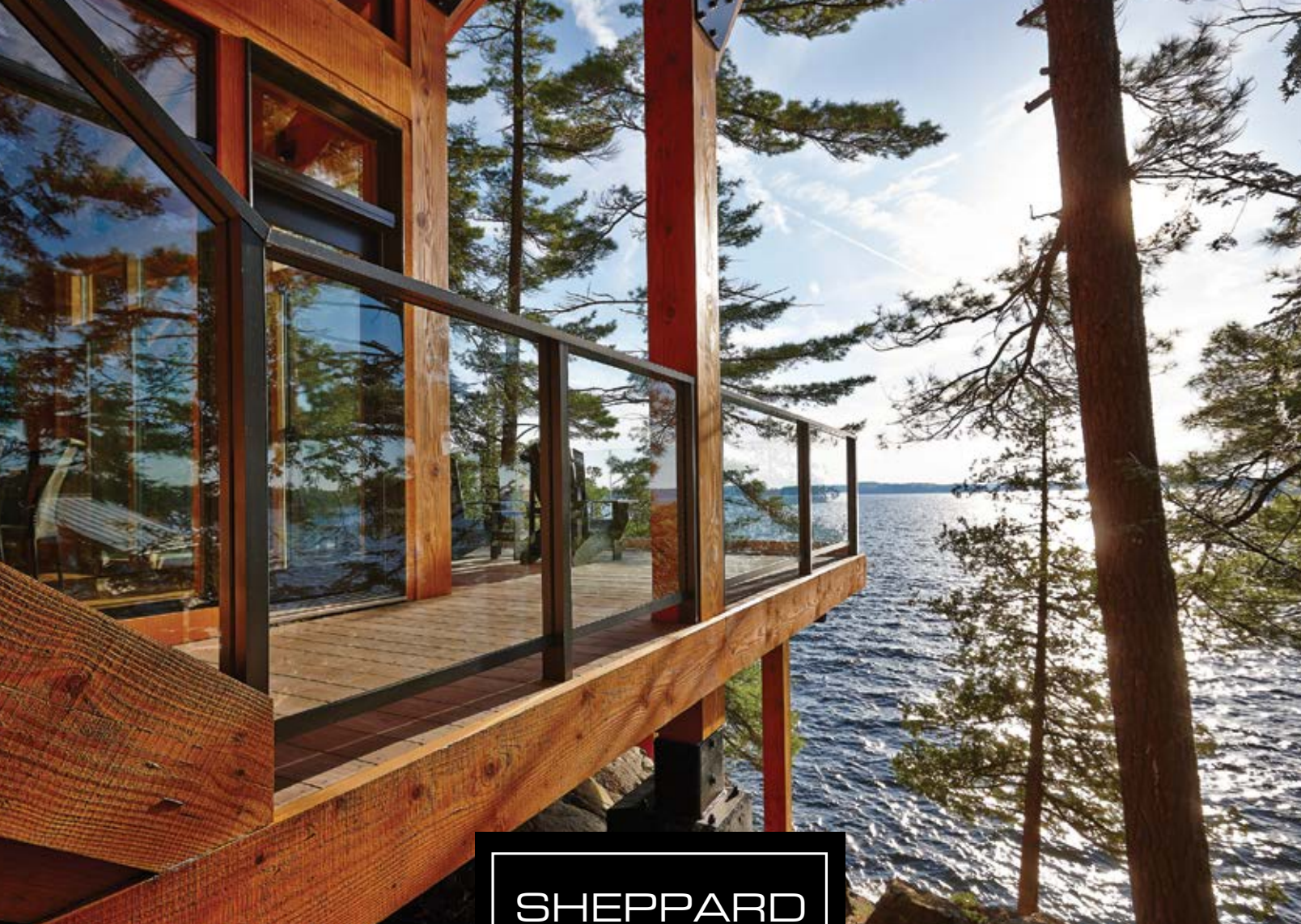
Eric Dubé & Nicole Blanchet




PRODUCTS

Water Depot carries chlorine, iron and tannin filters, water softeners, alkaline water, ultra-violet and reverse osmosis treatment systems, as well as 18-litre water bottles that can be refilled. "If they don't want to buy bottled water, we have systems we can put in the home to make the same type of water that we have in store," says Eric. Water Depot also sells Chilly Moose coolers, drinkware, water softening salt and wood pellets for barbecue smokers.

Continued on page 80



SHEPPARD CONSTRUCTION



FOCUSED ON ONE PROJECT AT A TIME

At Sheppard Construction our philosophy is to focus on one project exceptionally well rather than as many as possible at one time. Because we are focused on your project, at your site, we are

committed exclusively to your vision. We take tremendous pride in fulfilling dreams by building fine cottages and boathouses that will stand the test of time, both structurally and aesthetically.



|||||

HOME BUILDING CENTRE GRAVENHURST

“At the Home Building Centre Gravenhurst, we have a fully-stocked lumber yard and a great team to help you with any of your building supply needs and questions,” says owner Robert Glecoff. “We also have a fleet of seven delivery trucks to get material to your home or job site in a timely and professional manner.”

|||||



BEAVER HOMES & COTTAGES

Muskoka is a legendary, beautiful place to build a new home or cottage. The expert staff at the Home Building Centre are excited and eager to help customers turn their dream homes into reality. Chris Hamilton, the store’s Beaver Homes & Cottages consultant, will support clients on their journey every step of the way.




EXPAND THE ONLINE PRESENCE OF YOUR BUSINESS

INQUIRE ABOUT OUR DIGITAL ADVERTISING OPPORTUNITIES



REACH 500,000+ PEOPLE ONLINE

- SOCIAL MEDIA POSTS
- NEWSLETTER ADS
- SPONSORED ARTICLES
- AND MORE




ourhomes
CELEBRATING LIFE AT HOME

FOLLOW US ON



ULTRA
ELECTRICAL SOLUTIONS
ECRA/ESA LIC. #7011345

Honesty – Integrity – Initiative



705-380-6567
ultraelectrical@icloud.com
www.ultraelectricalsolutions.com



Nick Bowman

BOWMAN LANDSCAPING AND EXCAVATION

This family business prides itself as being large enough to handle any size project yet small enough to offer personalized service. "We're a small company but we have a lot of capabilities to complete a variety of different jobs, both large or small," says Nick Bowman. As a full landscaping and excavation company, it clears building lots, builds and maintains roads and driveways, excavates foundations, designs and installs septic systems. "We do good quality work and stand behind what we do."



SEE OUR DIRECTORY FOR ALL CONTACT INFORMATION.

THE WORK

"We would be happy to be part of any project in any way necessary, but we find it satisfying to start projects from the beginning with all the land clearing and see it through to the finished, landscaped masterpiece," says Nick, an expert in landscape design who pays close attention to details. Bowman builds retaining walls, granite patios, stone steps and footpaths. It supplies aggregates such as sand, topsoil, river rock, mulch, compost, triple mix, and a variety of gravel products. "We supply and deliver to other contractors and homeowners."

SPORTS COURTS

Working with Total Sports Solutions, Bowman builds sports courts for basketball, volleyball, tennis, hockey and other activities. "We do all the preparation for the base, build the concrete slab and all the post plates and they come in and they do the whole package above." The tough and durable engineered playing surface is strong enough for rollerblades. "You can flood it as a rink during the winter," Nick says. **OH**



EXPERIENCE THE SIMCOE MUSKOKA HOME COMFORT DIFFERENCE TODAY

Comfort is our number one priority. We want our customers to be comfortable in their home at an equally comfortable price. From high-end custom homes and new builds to simple replacements, repairs, and maintenance - we happily do it all.



CALL US TODAY TO EXPERIENCE COMFORT ONLY SIMCOE MUSKOKA HOME COMFORT CAN OFFER!

***ACT NOW & DON'T PAY UNTIL 2024!**

705.325.4328

www.smhomecomfort.com • info@smhomecomfort.com

f @smhomecomfort

INSTALL • MAINTENANCE • EMERGENCY SERVICE

On Being A BIRDER

STORY LYNNE RICHARDSON

As you age, it's ridiculous how fast bird-watching creeps up on you. You spend your whole life being 100% indifferent to birds, and then one day you're like "damn is that a yellow-rumped warbler?" @jessecase



Yellow-rumped Warbler

PHOTO: ROBIN JOWETT

BECOMING A BIRDER



This recent Instagram post about becoming a birdwatcher has, as they say, gone viral. It has raised a lot of laughs amongst the birding community because so many of us can relate. It's true, it is hard to put a finger on just how someone who's never noticed birds morphs into a full-fledged birder (pun intended).

For some, it happens slowly and insidiously, perhaps starting with a general interest in nature. For others, myself included, it is something innate. I can't remember ever not being interested in birds. I made up names for birds before I got my first field guide. I always had to know what bird that was, which bird sang that song, who built that nest and where did the birds go in winter?

For many, it happens virtually overnight. Something awakens inside and you start to realize that you are always on the lookout for birds, you want to see new birds, you are going birding. You have become a birder!

THIS THING CALLED BIRDING

What exactly is this thing called birding? A dictionary definition is "the observation of birds in their natural habitats as a hobby." But that simple definition doesn't cover the full extent of this pastime. Buying binoculars and trying to identify what you're seeing is the next step. Then comes a quest for information on each species, learning a bit about their song, their preferred habitat, their behaviour and their life cycles. The more you learn the more you want to learn. At this point your simple birdwatching activity evolves to a more passionate pursuit of birds; a compulsion, an obsession even. The more you see, the more you want to see. This is when you've become a birder, the more serious term for the next level of birdwatching.



SPARK BIRD

A common introduction to birding is often triggered by what birders refer to as seeing a "spark bird." It's the sighting of the bird that sparks your interest in birding. It's the instance you really take notice of the unique beauty of a bird, or its song or its behaviour. Each person seems to have their own happy story about their particular spark-bird moment.

Sometimes there are several such moments that come together to ignite the passion for birds. I know some birders who noticed a picture of a bird in a magazine, which sparked a desire to see it in the wild, setting them off on a spark-bird quest. Then, the quest may not produce your target bird, but searching for it inevitably opens your eyes to other birds out there that you would not have noticed before. You're on your way to discovering a previously unknown, virtual parallel universe, filled with birds. There's no going back.

NOW YOU SEE IT

The development of digital camera technology can be credited with turning many into birders. Let's face it, before the dawn of the digital age, you'd catch a fleeting glimpse of an interesting bird, you'd pull out your field guide and start



PHOTO: NIGE LEVES

Red-headed Woodpecker

flipping through the pages to pin down an identification. The bird flies off and you are left with a muddled memory of what you saw. Even with binoculars, its hard to embed the

details of a quick glimpse in your brain. Such frustration could make it seem like birding is too much work and not fun.

However, having a camera at the ready to fire off a rapid series of shots before the bird flies leaves you with the opportunity to study the sighting at your leisure, with photographic images at hand to consult. It's a relatively new-age method of identifying birds, but one many have readily taken to. Photography is now an additional tool in the birders' bag of ID tricks.

THERE'S AN APP FOR THAT



Another dramatic change in the world of birding is the advent of bird apps. The bulky field guide that you leave in the car is now on an app on your phone, which is in your pocket and at the ready. The apps have everything your old field guide has and more. They come complete with range maps, male, female and juvie plumage plates, life histories and even each species' songs and calls! There are apps that will record birdsong around you and instantly pop up suggestions and pictures of possible identification. They're reasonably accurate, but not infallible - it's always best to get a look at the songster to confirm. These same apps will also suggest the identity of a bird from your photographs. And they will even suggest an ID of a bird you describe to it. Finally, there's an app (eBird) to record all your sightings on and in doing so you are contributing valuable data on a species' abundance and distribution to the scientific record, which informs conservation policy and action. It combines the fascinating joy of birding with a scientific purpose, making for a most honourable recreational undertaking.

GO BIRDING!



These apps and aids put you on the fast-track to building your birding skills for sure. They've contributed to a boom in birding as a recreational pursuit. But still, nothing beats simply getting out there in nature and self-finding a species you've never seen before. So pack up your gear and go birding! OH



PHOTO: ROBIN JOWETT

American Redstart

WHITE BIRCH IMPROVEMENTS

FREE ESTIMATES

416.879.2243
whitebirchimprovements@gmail.com
HOME IMPROVEMENTS

Home Improvement • Kitchen Remodeling • Bathroom Remodeling • Interior Painting
Exterior Painting • Drywall Repair • Drywall Installation • Drywall Finishing
Tile Flooring Installation • Landscaping • Deck Building

Soy candles, hand poured with love in Muskoka...

Wholesale, custom & private label options available.
Contact us today!

26 James Street, Parry Sound
@shopwoodandheart woodandheartdesignco
705-783-3540 • www.woodandheartdesignco.com



PRIDE KITCHEN AND BATH

At **Pride Kitchen and Bath**, your cabinetry isn't ordered; it's built specifically for you.

From the beginning, Pride walks through the design process with you and carries out your project to completion.

Our focus has always been to provide you with transparent service, precise craftsmanship and bold expertise in every renovation or project so you can make your home a place of inspiration and beauty.

We are proud to offer custom cabinetry, interior doors, furniture, and custom millwork.

If you're planning a new build or a renovation, call Adam and have your cabinetry BUILT with Pride.

Adam Brown
705.773.3349
adam@pridekb.com
pridekb.com

(Please see ad on pg 101)



D-BART'S CUSTOM MASONRY

If you're in need of top-notch masonry services, look no further than **D-Bart's Custom Masonry**. Established in 2021, this professional masonry contractor is working endlessly to become a trusted name in the industry, known for its commitment to simplicity, efficiency, and quality.

D-Bart's Custom Masonry specializes in a wide range of masonry services, catering to the unique needs and visions of its clients. Whether it's creating a stunning stone facade, constructing a durable chimney, or designing an elegant stone fireplace, they've got you covered.

What sets DCM apart is their unwavering dedication to serving their clients' ideas and transforming them into reality. They understand that every project is a reflection of their clients' dreams, and quality is non-negotiable.

If you have a masonry project in mind, don't hesitate to get in touch with D-Bart's Custom Masonry. They are ready to turn your dream vision into a tangible reality, with simplicity, efficiency, and, above all, a commitment to delivering the highest quality craftsmanship. Choose D-Bart's for your next project.

dbartscm@hotmail.com
519.566.9210
dbartscm.ca

(Please see ad on pg 17)



NOVA STONE COUNTERTOPS

Nova Stone Countertops is a locally owned and family operated business, specializing in custom stone countertops, full-height stone backsplashes, and much more. We offer fabrication and installation services in North Bay, Muskoka, Sudbury, and surrounding areas.

Formerly known as Prestige Flooring & Granite Countertops, Nova Stone brings you decades of experience, a team of driven professionals, and old-world, old-school quality craftsmanship that lasts. While the company has grown, it has added new technology and new positions to match, in CNC operation, Fabrication, Installation, and Sales. Tradition and technology meet in our fabrication and manufacturing operation.

While quartz and granite countertops are our specialty, we offer much more, such as custom niches, ledges, sills, etc. We emphasize custom because we are here to help bring YOUR vision to life!

Some of our suppliers include – but are not limited to – Silestone & Dekton by Cosentino, Vicostone, HanStone, Caesarstone, Viatera by LX Hausys, Ciot, New Age Granite & Marble, and Interstone.

Visit our showroom or give us a call to get your next project started; we can't wait to hear from you! You can even check out our fabrication process by visiting our website.

64 Ferris Dr, North Bay
705.840.1000
novastonefab.ca

(Please see ad on pg 35)



FRANCIS THOMAS CONTRACTING LTD. – 89 YEARS IN BUSINESS

Francis Thomas Contracting Ltd. works with many of the homebuilders in the area, bringing many decades of experience. We offer solutions to the challenges of building in the Haliburton region. Thomas Contracting is experienced in transforming your lot to a build-on site, with foundation, in short order.

In 1934 the beginning of Francis Thomas Contracting was simple: Customers needed access to building sites and their properties. Francis Thomas and his father Frank worked at building relationships with the community along with building the components of a successful business. Things quickly evolved to constructing foundations and septic systems. In the mid-1980s, Keith Thomas, the grandson of Francis, joined the work crew and eventually bought the business from Francis.

In present, Francis Thomas Contracting has become the basis for excavation, foundations and heavy equipment service in the area. The business has expanded into many different categories to provide a reliable and consistent product and service to the customer.


We are currently operating several excavation work crews, which handle energy concerned new building construction, septic system installation, repairs and service, driveway and roadway construction, as well as water access properties.

705.489.2711
thomascontracting.ca

(Please see ad on pg 103)



PLUMB | SQUARE | CUSTOM | 19 Bickley Country Dr., Huntsville | 705-787-7770 | petersmithconstruction.ca



From Framing to Finish, We've Got You Covered.

POST & BEAM TIMBERS • DECKING • FENCING
FLOORING • FRAMING • INTERIOR PANELING

BRACEBRIDGE SHOWROOM • 705.640.1760

440 ECCLESTONE DR, UNIT 9, BRACEBRIDGE

www.transcanadagroup.on.ca



VISIT OUR NEW
BRACEBRIDGE SHOWROOM
& DESIGN CENTRE!



CONKLIN'S CONSTRUCTION

Conklin's Construction truly values the importance of hitting budgets and timelines, which is indeed a rarity in the industry. With their exceptional commitment and dedication, they have set themselves apart as a company that prioritizes efficiency and client satisfaction. Their approach is rooted in a deep understanding of the significance of delivering projects on time and within budget.

Conklin's Construction has developed a reputation for their meticulous planning and attention to detail. They employ a team of highly skilled professionals who possess a wealth of expertise and creativity. Through their innovative thinking, they are able to find cost-effective solutions without compromising the quality of their work. Their focus on optimizing resources and streamlining processes ensures that projects are completed efficiently, allowing clients to enjoy the benefits of a timely and successful outcome.

In an industry where delays and budget overruns have sadly become common, Conklin's Construction stands out as a beacon of reliability and trustworthiness. Their dedication to hitting budgets and timelines demonstrates their understanding of the value of their clients' time and resources. With Conklin's Construction, clients can rest assured that their projects will be completed on time, within budget, and to the highest standards of quality.

705.706.4782
matt@conklinsconstruction.ca
conklinsconstruction.ca
(Please see ad on pg 67)



SMART ELEMENTS HEATING & COOLING

Smart Elements is a family owned and operated business that has over 20 years in the industry. We specialize in new home construction, retrofits and incorporate in hydronic heating and heat pumps.

Educated, licensed, and experienced to provide guidance in selecting energy efficient HVAC systems that optimize the comfort in your environment and lifestyle. With specific training, our team has the knowledge to provide you with the right equipment that fits your needs. We understand and respect the importance of quality and care when it comes to your home.

We encourage our clients to invest in their home by investing in their HVAC. Indoor air quality (IAQ) affects not only your comfort but your health and well-being. Let us improve the air you're breathing. It starts with trust; trusting us allows our team to be creative with your project, ultimately providing you smart, reliable, energy-efficient heating and cooling systems for your home.

We will work with you to find HVAC solutions that fit your needs. Guaranteed up-front pricing and financing. Smart Elements works with efficient products and advanced technologies when it comes to your investment. We care about you as an individual and respect your home.

Reach out to us to provide you with innovative, efficient and honest HVAC solutions!

705.571.9292
info@smartelements.ca
smartelements.ca
(Please see ad on pg 51)



RAILS END GALLERY AND ARTS CENTRE

Rails End Gallery and Arts Centre, or "Rails End", was the end of the Victoria Railway line in 1878. Today, we are your gateway to the rich art and craft culture of the Haliburton Highlands.

The Rails End Gallery Shop is devoted to showcasing regional artists and boasts a refreshing selection of handcrafted ceramics, glass, fibre art, jewelry and visual art. Our friendly, knowledgeable staff are happy to answer your questions about the art pieces, the talented local makers and their methods.

In our 800 square foot exhibition space, we curate contemporary art exhibitions, group shows and offer community programming. Taking advantage of great acoustics in the room, we also hold small concerts.

Rails End hosts Haliburton Art and Craft Festival annually. It's a curated open air art fair where Canadian craft and art are embraced and celebrated. Come join us in Head Lake Park next to Rails End Gallery July 26, 27, 28 in 2024.

Rails End Gallery and Arts Centre is a member of Galleries Ontario and Craft Ontario.

Fall/Winter Hours
Wed to Fri 11-5, Sat 11-4
Free admission
23 York St, Haliburton
railsendgallery.com
info@railsendgallery.com
705.457.2330
(Please see ad on pg 31)



WINDOW QUILT MUSKOKA

Window Quilt Muskoka is a leading supplier in Muskoka and surrounding areas of:

- Interior window blinds, shades and shutters including all Hunter Douglas products
- Phantom Insect Screening and Retractable Screen Doors
- Weather Protection Shades
- Security Shutters
- Retractable Awnings

Our exterior products allow us to convert patio, porch or stand-alone structures into bug free outdoor living spaces while extending seasonal use. Retractable Insect Screens, Doors and Awnings come into place when needed, while retracting out of sight when not in use. Weather Protection needs can be addressed with motorized vinyl applications. We offer manual and motorized options and integration with home automation systems.

With our 25+ years of expertise we can assist you in finding the perfect application to meet your needs. Our team is led by Ashley West, Owner, along with Craig Roberts, Project Manager/Exterior Sales Consultant. All installations are completed by our in-house installation technicians.

Our Huntsville Showroom is available for your visit by appointment. On-site consultations are available also. We can be reached at **705.789.1236** or via email at **wqblinds@windowquiltmuskoka.com**
(Please see ad on pg 5)



CELEBRATE LIFE AT HOME WITH OUR HOMES

OUR HOMES magazine is your local home resource guide. Readers love our magazine because we show and tell you about beautiful and unique local homes. Plus, we promote local homes-related product and service providers, and help you find professional trades. Whatever you need to build, renovate or decorate, you will find in our much-loved magazine.

OUR HOMES magazines saturate 11 local markets in Ontario and connect over five million readers annually to our advertisers through premium, consistent, local content and beautiful photography. Our readership and distribution numbers are audited. Our advertisers reach our high-income demographic through targeted distribution in each region and throughout Ontario.

Our website, **ourhomes.ca**, offers even more ideas for every homeowner.

Our readers keep OUR HOMES magazines as a reference and resource guide. A business directory in each magazine makes it easy for readers to find our advertisers. And don't forget **THE LIST** by OUR HOMES, **thelist.ourhomes.ca**, Ontario's most comprehensive online directory for all things home.

Subscribe to our newsletter at **ourhomes.ca/newsletter** for gorgeous homes, exclusive giveaways, and behind-the-scenes access.

ourhomes.ca
(Please see ads on pg 75, 81, 89)



FIREPLACE KING

Fireplace King is a family based business serving Muskoka and surrounding area for over 35 years.

We offer quality installation and exceptional service of all your heating and cooling needs.

We welcome you to visit our spectacular "must see" showroom located in Huntsville. With over 100 fireplace displays, in traditional Muskoka settings, we are sure you will find the perfect one to suit your style. Many of our displays are working fireplace models so you can view the flame as you would in your cottage or home.

Fireplace King carries a full line of Gas, Wood Burning and Outdoor Fireplaces, Gas and Wood Stoves, Inserts, Furnaces, Air Conditioners, Barbeques as well as Gas & Wood Fire Pits.

We can take your HVAC and/or Hearth project from the planning stages to installation and full service. Our installation crews are fully licensed for gas and propane, WETT certified for wood burning installations and licensed sheet metal mechanics.

We offer fireplaces from many manufacturers to ensure there's one to suit your needs. We are happy to work with you to find the perfect heating and cooling solutions for your home, cottage, business and lifestyle.

Please visit us at:
3 Cairns Dr, Huntsville
705.789.8067
fireplaceking.com
(Please see ad on pg 21)



Nestled on the shores of Georgian Bay, The Stockey Centre is the perfect place for your wedding, conference, concert, trade show, or special event!

Want to see what events we have upcoming? Scan the QR code or visit us at:

2 BAY STREET, PARRY SOUND, ON
stockeycentre.com
877-746-4466
info@stockeycentre.com



Check out our **DIGITAL EDITIONS**
Local Homes, Local Retailers,
Local Trades...in your
neighbourhood

Follow us on **SOCIAL MEDIA**

Sign up for our **NEWSLETTER**
Gorgeous Homes
Exclusive Giveaways
Behind-the-Scenes Access

celebrating life at home
ourhomes.ca



MEDIA *is the* MESSAGE

STORY MEGAN SMITH-HARRIS

PHOTO COURTESY OF STATION EARTH

Whether it's the latest Hollywood blockbuster, the Stanley Cup Playoffs or *La Traviata* beamed directly into your home from New York's Metropolitan Opera, investing extra thought into the design of your media room or home theatre will create an optimal viewing and listening experience for everyone. Prices can range from \$10,000 for a simple home theatre package (projector, screen, speakers) to more than one million dollars for a mind-blowing, subterranean, high-tech installation. Here's some advice from local experts.

USAGE

First, determine the primary usage of the space. If it's a multi-purpose zone such as a main-floor great room or a gaming area with a pool table and bar, there will be ambient light and sound issues, so it's better to stick with a large flat-screen television and strategically placed speakers. If you're a film enthusiast looking to faithfully recreate a movie theatre atmosphere, a dedicated room that can be effectively darkened, with a ceiling-mounted projector, screen and more complex sound system will be a better fit.



SAMSUNG: Micro LED

ADVANCED SCREEN TIME

"Really cool projection technology is readily available," says Jason Rodrigues, general manager at London Audio, an audio/visual company specializing in home entertainment and automation. "For a multi-purpose media room, the current standard is a 75- to 98-inch high-definition 4K TV. Those with bigger budgets could opt for an 8K ultra-high-definition TV or the 114- to 140-inch micro-LED walls that are now available for residential use."



Continued on page 92

Window Works Muskoka



YOUR WINDOW & DOOR SPECIALISTS

Diverse selection of products

Traditional and contemporary designs

Knowledgeable staff to assist you with the best selections, working alongside your architects, designers and builders on your new or renovation projects

SERVING MUSKOKA & AREA FOR 35 YEARS!

sales@windowworksmuskoka.net
2358 Hwy 11, Gravenhurst

705-687-7617
1-800-668-9858

www.windowworksmuskoka.net

Authorized Dealer

LEPAGE
MILLWORK



design ideas

The revolutionary LG Signature rollable 65-inch television is rolled into a tube that can roll up for viewing or back down to disappear.

LG: Signature OLED R




John Stumpf, manager at Fergus-based Station Earth, a custom electronics integration company specializing in the design and installation of high-performance home theatres and automation, says short-throw laser projectors will soon become more commonplace. These hybrid TV/projectors can throw a crisp image onto a 120-inch screen. The revolutionary LG Signature rollable television is also now on the market. The technology is housed in a sophisticated low black console with a front speaker and a 65-inch television rolled into a tube that can roll up for viewing or back down to disappear.

SOUND ADVICE

According to Jason, “You can’t have a good home theatre without good audio. Clear, quality sound elevates the viewing experience, so it’s important to invest in high-performance speakers. Entry-level packages include five speakers and one sub-woofer and go up from there.”

John recommends installing Dolby Atmos overhead channels, which typically include 11 speakers and four subwoofers. “We can directly place the sound within the room, providing an enhanced experience. You feel like you’re in the middle of the action – inside the car during a high-speed chase, in front of the tanks rolling towards you or directly beneath the plane flying overhead.” But he adds, “don’t forget the soundproofing.”



STRATEGIC LIGHTING

Light spill will dramatically diminish picture quality in a home theatre, so it’s critical to install automated blackout curtains or blinds. For safety, add LED floor lighting and for fun consider adding a dimmable fibre-optic ceiling to recreate the constellations.

AUTOMATE

A single universal device eliminates the need for multiple controls. Local audio-visual companies can help set you up with a dedicated system that will not only automate all your media, but also lighting, sound, home security, heating/cooling and shading.



INTEGRATION

Integrating state-of-the-art wiring, sound and internet features when building a new house is a no-brainer, but if you’re living in an older home, there are still ways to retrofit your rooms to hide unsightly wires, bulky components and speaker towers. Station Earth recommends using stealth speakers that can be installed behind drywall, wallpaper or wood veneer. An art-frame TV can camouflage a large black screen or hide it completely with a lift mechanism that allows a mirror or art piece to glide in and out of view.

What are you waiting for? Make some popcorn! **OH**



YOUR FURNITURE & CUSTOM UPHOLSTERY SPECIALISTS

Call Curt and Paula Today!

705.784.0906

muskokauph@gmail.com • MuskokaUpholstery.com



Creation to Completion

We manage every aspect of your project so you don’t have to.



- muskokaconstructionltd.com
- muskokaconstructionltd@gmail.com
- [muskokaconstructionltd](https://www.instagram.com/muskokaconstructionltd)
- [muskokaconstructionLTD](https://www.facebook.com/muskokaconstructionLTD)

DAWN 'TIL DUSK

STORY WALTER FRAN CZYK | PHOTOGRAPHY SANDY MACKAY



Brenda and Derek Woods built their new four-bedroom, all-season cottage near the end of a private road on a quiet Haliburton lake.



ON EARLY MORNINGS, BRENDA WOODS LOVES HAVING A CUP OF COFFEE, LOOKING OUT ONTO THE LAKE AND FORECASTING THE WEATHER. "THERE'S A CERTAIN WAY THAT YOU CAN TELL, IN THE MORNING, WHAT THE WEATHER'S GOING TO BE LIKE," SHE SAYS. "IF THE LAKE IS REALLY FLAT, YOU KNOW IT'S GOING TO BE A BEAUTIFUL DAY. YOU CAN ALWAYS TELL THERE'S GOING TO BE A BIT OF CLOUD WHEN THERE'S A RIPPLE."

Brenda knows the lake well. Her father bought a family cottage north of Minden when she was 11 and she spent many memory-filled summers here. While her family stayed at the cottage, Brenda and her sister worked summer jobs at a lodge across the lake. Her brother ferried them to work aboard his sea flea.

When their long-time next door neighbours decided to sell their cottage, it was the perfect opportunity for Brenda and her husband Derek and their two young children. They bought the property and used it for many years as a summer place. Four years ago, they decided to build a new year-round lake house. "Our old cottage was seasonal, it was on cinder block and the mice were becoming a problem. Its time had come," says Derek.

They demolished the old cottage. **Francis Thomas Contracting** built a new foundation in December 2019, just a few months before the COVID-19 pandemic erupted. "We were very fortunate because when the pandemic hit we got all the work done before the price of materials skyrocketed," Derek says. *Continued on page 96*

feature

A drawing of the family's old seasonal cottage still evokes fond memories of summer.



ABOVE: Brenda collaborated with local cabinetmaker Kevin Hodgkinson to design the staircase that leads to the home's second floor. **TOP LEFT:** Home to lake trout, walleye, small mouth bass and muskie, the lake is a good fishing spot. **LEFT:** Kirk Bull Masonry surrounded the living room fireplace with cultured stone.

Building on the footprint of the original structure, one of their initial challenges was to avoid felling any trees. Francis Thomas Contracting met that challenge. "They were able to fit the cottage in between the trees and the septic tank," says Brenda. "It was quite an accomplishment to build this without taking any trees down."

They enlisted **Emmerson Lumber Limited** to draft building plans and they hired **Jeff Howe Construction** to build their new lake house. "Jeff was great," Brenda says. "He kept everything totally on track and he gave us some really good ideas." Jeff came highly recommended. "Because he has such a good reputation he also gets the best tradesmen working for him," Derek says. "Their attention to detail was exceptional." *Continued on page 99*

With shiplap walls and pre-finished Ready Pine ceilings, the living room is furnished with pillows, carpeting and comfortable seating by ACM Designs Inc.






The Kitchen Depot's Barbara Nowacka designed the Woods' kitchen cabinetry and island, installed by Bart Nowacka, with quartz countertops from Discount Granite Plus.

The couple wanted a relatively low-maintenance, all-season lake house with a ground-floor primary bedroom, a crawl space for storage, a wood-burning fireplace, a gas fireplace and a porch. "When we built the porch, we envisioned we would use it in summer, as it's not heated," Brenda says. "It turns out that we actually use it more in the winter-time than the summer because we can just open that door, put the fire on and it's cosy and warm within an hour." Upstairs they built three bedrooms and a guest bathroom, all accessed by a catwalk that overlooks the great room. It's a space their two adult sons enjoy when visiting the cottage.

Emmerson Lumber supplied all the building materials, including pre-stained tongue-and-groove **Ready Pine** panels for the ceilings and Maibec exterior siding. **Steve Barker**, now project manager for **Kegel Heating & Cooling**, installed the cottage's heating equipment and two fireplaces. **Kirk Bull Masonry** clad both fireplaces in cultured stone and tiled the home's bathrooms. **Water Depot Minden** installed a purification system, allowing the family to use water from the lake, instead of bottled water. Brenda collaborated with **Kevin Hodgkinson** of **Hodgkinson Enterprises Inc.** to design the staircase with oak treads and black metal balusters that lead to the upper floor. *Continued on page 100*



ABOVE: ACM Designs Inc. supplied custom-made blinds for the kitchen windows. **LEFT:** Just off the kitchen, the dining space has a sturdy sliding door that opens to the front deck, an outdoor grill and beautiful view of the lake. **BELOW:** At one end of the dinner table, a sliding door opens to the cottage porch.



To help finish and furnish their new cottage, Brenda and Derek turned to interior decorator **Andria Cowan Molyneaux of ACM Designs Inc.** “Andria was terrific, she really understood what we were looking for,” says Brenda. ACM Designs furnished the living room with sofas, pillows and art, sourced carpets and area rugs, bedroom furnishings and custom window coverings.

The Kitchen Depot designed and installed kitchen cabinets and an island while **Discount Granite Plus** supplied quartz countertops, complementing the cabinetry. Outside, **Northern Concept Landscape Design** supplied hardscape materials and designed and structured the landscaping.

On the waterfront, **Cottage Classic Docks** built a wooden dock with two slips for the family’s boats. At the end of the dock, the lake bottom drops to 20 feet and then plunges to 60 feet, says Derek. “So it’s a great lake for swimming and water sports. Fishing can be good too.” The lake is one in a chain of the Trent-Severn water system that flows all the way to Lake Ontario. A constant turnover of water keeps the lake clean and clear. *Continued on page 104*

RIGHT: A wood-burning fireplace heats the porch, where interior walls were finished to match the exterior siding. Windows, repurposed from the Woods’ original cottage, were installed on three sides.



PRIDE CABINETS

705-773-3349 • adam@pridekb.com • pridekb.com

CORDELL CARPET
more than just carpet

Hunter Douglas Custom Window Coverings
Benjamin Moore Paint . Ceramic . Porcelain . Natural Stone . Tile
Hardwood . Laminate . Vinyl . Luxury Vinyl Plank Flooring
Professional Installation . Free Quotes

25 Hops Drive, Beer Store Plaza,
Haliburton ON
cordellcarpet@bellnet.ca
cordellcarpet.ca 705.457.2022

Benjamin Moore
Hunter Douglas

The Corner Cabinet
Home Décor, Gifts & More!

Home & Garden Accents
Metal Art - Pottery
Gifts For All Occasions
Unusual Artisan Pieces
from across Canada

3 Manitoba Street, Bracebridge
705-645-2810
www.cornercabinet.ca

COTTAGE CLASSIC DOCKS

*It's not just a dock,
it's a lifestyle!*

Floating Docks & Pontoons · Lifetime Pontoon Warranty
705-636-0042 · CottageClassicDocks.ca

READY PINE

Pre-finished tongue and groove panels.

Ready Pine is the fast and convenient way to install your pre-finished tongue and groove pine for ceilings and walls.

Pre-finished panels No more messes Easy installation

@readypine (519) 669-8830

WWW.readypine.com

Available at your local building supply store Proudly made in Canada

castle building centres

YOUR Trusted BUILDING SUPPLY PARTNER

Cottage Country Building Supplies Emmerson Lumber

705.489.2212 705.457.1550
Carnarvon Haliburton



Furnished by ACM Designs Inc., the main-floor primary bedroom has large windows overlooking the lake and an en suite with a heated floor, tiled with marble in a chevron pattern.

MATTRESSES *of muskoka*

Your Home & Cottage Mattress Centre
THE LARGEST SELECTION OF IN-STOCK
MATTRESSES IN MUSKOKA

CURATED LIFESTYLE COLLECTION
by Marshall Mattress

6 Monica Lane, Bracebridge
705.646.2557 • mattressesofmuskoka.com

Francis THOMAS CONTRACTING
Since 1934
Serving Haliburton Highlands

1-855-489-2711
THOMASCONTRACTING.CA

THE ENSUITE
Bath & Kitchen Showroom



THE BOLD LOOK OF KOHLER

DISCOVER. EXPLORE. EXPERIENCE.

The Ensuite - Barrie
359 Huronia Road
Barrie, ON L4N 8Z1

PHONE: 705.728.0150

<https://ensuiteontario.com/barrie>



LEFT: A second-floor catwalk with a view of the lake and the living room below connects the three upstairs bedrooms. **BELOW:** Barbara Nowacka of The Kitchen Depot designed the home's vanities, including this one on the second floor.



Log Furniture
AND MORE

5 Stars
★★★★★
Google
Reviews

FREE SHIPPING
On orders of \$500+

**CANADIAN-MADE
INDOOR & OUTDOOR
LOG FURNITURE**

logfurnitureandmore.ca

the
Mag
christmas comfy

@MAGONTHEMAG MAGSTORE.CA
113 YONGE STREET, BURK'S FALLS

“Long-time neighbours on the bay all get along and help each other, whether it’s launching boats into the lake, putting docks in or out or stacking firewood,” says Derek. “It’s a good environment and everyone’s friendly.”

Derek and Brenda enjoy their new retreat throughout the seasons. “We come and go, depending on what we’ve got going on in the city,” says Derek. “Summer is fantastic, but I also love the fall. It’s the best season with the leaves turning colour.” They’re fortunate to have the sun on the dock late in the day, says Brenda. Sitting on the dock, around dinner time, as evening approaches, is one of her favourite moments. **OH**


LOCAL SOURCE GUIDE

- ACM Designs Inc. • Kirk Bull Masonry • Cordell Carpet
- Cottage Classic Docks • Discount Granite Plus • Emmerson Lumber
- Hodgkinson Enterprises Inc. • Jeff Howe Construction
- Kegel Heating & Cooling • McKee Security & Audio Systems
- Northern Concept Landscape Design • Pro Plumbers & Pumps
- Ready Pine • Saltillo Tile • The Fan Shoppe • The Kitchen Depot
- Francis Thomas Contracting • Water Depot Minden

FERNCLIFFE
DEVELOPMENT & DESIGN INC.

705-732-1280
www.ferncliffedevelopment.com

Build.
Renovate.
Landscape.
Maintain.



FELT LEAF

garland

PROJECT AND PHOTOGRAPHY
TARA CHATTELL



EMBELLISH YOUR HOME FOR FALL WITH THIS COLOURFUL GARLAND. USE IT AS A TABLERUNNER, TO DECORATE CABINETRY OR HANG IT AROUND A DOOR OR WINDOW FRAME. GIVE IT A TRY!

Continued on page 108

LAKEFOREST CUSTOM CARPENTRY



Builder of Fine Homes & Cottages
All Types of Additions, Garages & Boathouses
Custom Kitchens, Baths, Decks, Docks, Stairs & Railings

Muskoka
705 773 2566 • lakeforestreno@yahoo.ca



Lighting & Fans
Blinds & Drapes
Home Decor
Sansin Stains &
Chalk Paint



CLEARANCE SALE

50% OFF
Lighting Displays

25% OFF
Boxed Lights & Fans

705.771.9414 • www.soundinteriors.ca

LOCATED IN THE NORTH END MALL PLAZA
70 Joseph Street, Parry Sound
Tue-Fri 10am to 5pm, Sat 10am - 4pm, CLOSED Sun & Mon

EXPERIENCE
THE WARMTH OF
ONE OF THE LARGEST
SHOWROOMS IN PARRY SOUND
AND MUSKOKA AREA




Fireplace & Leisure Centre

Serving Parry Sound
& Muskoka for 32 Years
WETT Certified Staff

Fireplaces & Woodstoves
Fireplace Accessories
Beachcomber Hot Tubs

Quality Barbecue Grills
Outdoor Kitchens
Fire Pits, Rings & Tables

1.888.334.8693 | 705.746.6800 | www.fplc.ca | 90 Oastler Park Drive, Seguin, ON





TOOLS AND MATERIALS

- Felt in a variety of colours
- Yarn in a complementary colour of choice
- Yarn needle
- Pencil
- Card stock
- Scissors
- Rotary cutter (optional but handy)



Start stringing your leaves onto a strand of yarn. Leave the yarn attached to the spool at one end until you have all your leaves strung, that way you'll be sure that you have a strand that is long enough. Thread the other end through the eye of the yarn needle. Fold one of your leaves from tip-to-tip accordion-style (this helps to keep your stitches even) and work the needle through all the folded layers and then gently pull the leaf over the needle and down the strand of yarn. Repeat this process until you have the length of garland you desire. Cut the yarn from the spool and knot the ends.

Now you're ready to decorate and enjoy! **OH**

HOW-TO

Make a leaf template with some card stock. Fold the card stock in half and draw half a leaf on one side of the fold and cut out with your scissors. When unfolded you'll have a full leaf template.

Place your leaf template on top of a piece of felt and cut around the outside with scissors or a rotary cutter. Repeat until you have enough felt leaves for the length of garland you'd like.

TIP: We found the rotary cutter a little quicker and easier to cut multiple pieces of felt at one time. You'll need to make sure to protect your worktop with a cutting mat.



STONE MILL
CONSTRUCTION

**ENHANCE
YOUR BUILDING
EXPERIENCE.**

CUSTOM HOMES | CONTRACTING | CONSTRUCTION

705-349-2297 | STONE-MILL.CA | INFO@STONE-MILL.CA

  stonemillconstruct

OUR HOMES attracts the area's finest businesses to advertise in our pages, and utilize our unparalleled distribution and coffee-table appeal to market their products and services. We're making it easier for you, our readers, to become educated as you plan your home- and real estate-related purchasing decisions. View these business ads online at ourhomes.ca. The listings below are organized alphabetically by industry.

OUR HOMES is committed to ensuring the businesses below appear under the correct headings. To make a correction, or to have your business listed under more than one heading, please email tyler.annette@ourhomes.ca. To have your business listed in our Home Resource Directory, call us to advertise at 705.888.5706.

APPLIANCES

Brown's Appliances, 67

ART/ARTISANS/ART GALLERIES/STUDIOS/WORKSHOPS

Rails End Gallery & Arts Centre, 31, 88
Wood & Heart Design Co., 85

AUDIO VIDEO/HOME AUTOMATION/ELECTRONICS/SMART HOME TECHNOLOGY

Sift Electric, 73

AWNINGS/TENTS/SHELTERS

Muskokify, 29
Window Quilt Muskoka, 5, 88

BATH & BEAUTY/AESTHETICS/HAIR/SPA

Hawkestone Soap Company, 47

BEDS & BEDDING/MATTRESSES/SLEEP PRODUCTS

Mattresses of Muskoka, 103

BUILDERS

1867 Confederation Log Homes, 113
Attainable Solutions Inc., 3
Backyard Plans by Cottage Country Design, 47
CDH Carpentry Ltd., 55
Conklin's Construction, 67, 88
EDC Custom Contracting Inc., 19
Ferncliffe Development, 105
From The Ground Up, 23
GBS Contracting Inc., 31
Lakeforest Custom Carpentry, 107
Linwood Custom Homes, 12
Muskoka Construction, 93
Peter Smith Construction, 87
Pineridge Log & Timber Frame, 8
Randy Blain Construction, 51
Sheppard Construction, 79
South Muskoka Building Company, 33
Stone Mill Construction, 109

BUILDING/LANDSCAPE SUPPLIES

Bowman Landscaping & Excavation, 75
Emmerson Lumber Limited, 101
EverythingICF by Wood Lumber, 67

Gravenhurst Home Building Centre, 75
Trans Canada Wood Products, 53, 87

CABINETS & MILLWORK/CARPENTRY/FINE WOODWORKING/CUSTOM FURNITURE

Log Furniture & More, 105
Muskoka Furniture, 9
Pride Kitchen & Bath, 86, 101
The Cutter's Edge, 2

CLOTHING/FASHION/FOOTWEAR/JEWELRY/LUGGAGE & LEATHER GOODS

Boathouse Boutique / Bikini Beans Café, 47
The Cutter's Edge, 2

CONSTRUCTION BINS

Bowman Landscaping & Excavation, 75

COUNTERTOPS

Elegant Solutions, 25
Nova Stone Countertops, 35, 86

DEMOLITION SERVICES

Bowman Landscaping & Excavation, 75

DOCKS

Cottage Classic Docks, 101

ELECTRICAL

Coon's Electrical Ltd., 19
Sift Electric, 73
Ultra Electrical Solutions Inc., 81

EXCAVATING/SITE PREP/SEPTIC

Francis Thomas Contracting Ltd., 86, 103
Greenleaf Excavation, 47
Schlager, 15

FABRIC/UPHOLSTERY/CANVAS

Muskoka Upholstery, 93

FINANCIAL/INSURANCE/MORTGAGE/INVESTING

Parry Sound Insurance Brokers Ltd., 4

FIREPLACES & STOVES/ACCESSORIES

Fireplace & Leisure Centre, 107
Fireplace King, 21, 89

FLOORING

Cordell Carpet, 10, 101
Refined Kitchen & Bath, 31
Riverview Furniture & Flooring, 47
Trans Canada Wood Products, 53, 87

FOOD & DRINK/RESTAURANTS/CATERING/DELI

Boathouse Boutique / Bikini Beans Café, 47

FOUNDATIONS

Francis Thomas Contracting Ltd., 86, 103

FURNITURE & HOME DECOR/ACCENTS/GIFTS/COLLECTIBLES

Boathouse Boutique / Bikini Beans Café, 47
HillTop Interiors, 115
Kohara + Co, 51
Lakeshore Designs, 47
Lockside Trading Company, 18
Muskoka Furniture, 9
Red Canoe Interiors, 25
Riverview Furniture & Flooring, 47
Sound Interiors, 107
The Corner Cabinet, 101
The Cutter's Edge, 2
The Mag, 105
Veranda, 69

GARDEN CENTRES/GREENHOUSES/NURSERIES

Pratt's Lawn Care & Landscapes –
Pratt's Garden Centre, 73

GENERATORS

Sift Electric, 73

HEATING & COOLING

Fireplace King, 21, 89
Sift Electric, 73
Simcoe Muskoka Home Comfort, 83
Smart Elements Heating & Cooling, 51, 88

HOME IMPROVEMENTS/RENOVATIONS

Backyard Plans by Cottage Country Design, 47
Conklin's Construction, 67, 88
EDC Custom Contracting Inc., 19
Ferncliffe Development, 105
Lakeforest Custom Carpentry, 107

Muskoka Construction, 93
Ready Pine, 101
South Muskoka Building Company, 33
Stone Mill Construction, 109
W. Brothers Contracting, 16
White Birch Improvements, 85

INSULATION

EverythingICF by Wood Lumber, 67

INTERIOR DECORATING/INTERIOR DESIGN/HOME STAGING

Lakeshore Designs, 47
Paige Elizabeth Interiors, 33
Red Canoe Interiors, 25
Sound Interiors, 107
Veranda, 69

KITCHEN & BATH

Bathworks, 49
Emmerson Lumber Limited, 101
Knowles Plumbing, 35
Northern Living Kitchen & Bath/
Living Lighting, 45
Pride Kitchen & Bath, 86, 101
Refined Kitchen & Bath, 31
The Cutter's Edge, 2
The Ensuite Bath & Kitchen Showroom, 103

LANDSCAPE DESIGN & ARCHITECTURE/LANDSCAPING/LAWN & GARDEN

Attainable Solutions Inc., 3
Ferncliffe Development, 105
Pratt's Lawn Care & Landscapes –
Pratt's Garden Centre, 73
Schlager, 15
White Birch Improvements, 85

LIGHTING

HillTop Interiors, 115
Kohara + Co, 51
Living Lighting Parry Sound/
Northern Living, 45
Muskoka Lighting Company, 35
Sift Electric, 73
Sound Interiors, 107

MACHINERY/SMALL EQUIPMENT/FARM SUPPLIES

Bobcat of Parry Sound, 7
Kubota North, 17

MASONRY/STONEWORK

D-Bart's Custom Masonry, 17, 86

ORGANIZATION/STORAGE

Closets by Design, 71

OUTDOOR FURNITURE/STRUCTURES

HillTop Interiors, 115

OUTDOOR KITCHENS

Fireplace & Leisure Centre, 107

PAINTING & DECORATING

Benjamin Moore, 10
Colour 'n Light Muskoka, 10
Cordell Carpet, 10, 101
Lakeridge Painting Ltd., 11
Minden Home Hardware
Building Centre, 10
Muskoka Paint & Decorating, 10
Muskoka Wood Finishing, 75
Pro Painters Muskoka, 58&59
Sound Interiors, 107
White Birch Improvements, 85
Wilson's The Paint Store, 10

PEST CONTROL

Environmental Pest Control, 75

PLUMBING

Bathworks, 49
Knowles Plumbing, 35

POOLS/HOT TUBS/SAUNAS/SPAS

G3 Pool & Spa, 13

REAL ESTATE

Forest Hill Real Estate Inc. –
Marc Thibodeau, 14
Royal LePage Team Advantage Realty –
Terri Lynn Gibson, 53

ROOFING

GBS Contracting Inc., 31
Precision Roofing Inc, 73

SCREEN SYSTEMS

Window Quilt Muskoka, 5, 88

SOLARIUMS & SUNROOMS

Muskokify, 29

SPECIAL EVENTS

The Charles W. Stockey Centre for
the Performing Arts & Bobby Orr
Hall of Fame, 89

SPORTING SUPPLY/RECREATIONAL OUTFITTERS

Bobcat of Parry Sound, 7

STAIRS/RAILINGS

Muskokify, 29

STONE PRODUCTS/VENEER

Elegant Solutions, 25
Refined Kitchen & Bath, 31

WATER TREATMENT/FILTRATION

Water Depot – Bracebridge &
Parry Sound, 6

WINDOW CLEANING

W. Brothers Contracting, 16

WINDOW TREATMENTS

Cordell Carpet, 10, 101
Elegant Solutions, 25
HillTop Interiors, 115
Muskoka Paint & Decorating, 10
Sound Interiors, 107
Window Quilt Muskoka, 5, 88

WINDOWS & DOORS

ANIG Window & Door
Manufacturing Ltd., 15
Muskoka Window and Door Centre, 116
Muskokify, 29
Window Works Muskoka, 91

WOOD REFINISHING/RESTORATION

Muskoka Wood Finishing, 75

BUTTERNUT SQUASH *pasta*

RECIPE AND PHOTOGRAPHY
JENELLE MCCULLOCH



THIS PASTA RECIPE IS A FALL COMFORT DISH. ROASTED BUTTERNUT SQUASH IS PURÉED WITH RICOTTA CHEESE TO CREATE A CREAMY PASTA SAUCE TOPPED WITH AROMATIC CRISPY SAGE.

online Get more recipes at ourhomes.ca/blogrecipes

INGREDIENTS (Serves 4-6)

- 2 cups butternut squash, peeled and cubed
- 4 cloves garlic, peeled
- 1 Tbsp thyme
- ½ cup ricotta cheese
- ¼ - ½ cup vegetable or chicken stock
- 1 box (450g) dried pasta of choice
- Fresh sage, to serve
- Parmesan, to serve
- Salt and pepper
- Extra virgin olive oil

INSTRUCTIONS

- Preheat oven to 400°F.
- On a baking sheet, toss together butternut squash, garlic cloves, thyme and olive oil. Season with salt and pepper.
- Roast squash for 30-35 minutes.
- When tender, add the butternut squash, garlic and ricotta to a food processor. Add stock as needed and purée until smooth.
- Bring a large pot of salted water to a boil. Cook pasta according to package directions. Save one cup of pasta water and drain the noodles when cooked.
- Add a tablespoon of olive oil to a large skillet.
- Over medium-high heat, fry sage leaves on each side for 30 seconds or until crisp. Remove from pan and set on a paper towel.
- Add butternut squash purée, ½ cup of pasta water and cooked pasta to the pan. Toss to combine, adding more pasta water as needed.
- Top with parmesan and crispy sage to serve! **OH**



OUR PASSION, YOUR DREAMS. SINCE 1979.



Confederation Log & Timber Frame has been delivering award-winning homes all around the world for more than 40 years. Whether you are dreaming of a modern timber frame, a classic log home, or something in between, we invite you to experience the Confederation difference. Always custom. Amazing support. The total package.

CONFEDERATIONLOGHOMES.COM

County Road 36, Bobcaygeon ON

(877) 462-5647



finishing touch

Jute & Macramé PLACEMATS

PROJECT AND PHOTOGRAPHY ERIN ROCHON



Elevate your table setting this season by crafting beautiful jute-and-macramé placemats, adding warmth and a personalized touch.

MATERIALS

Upcycled 15-inch round placemat or 15-inch round piece of burlap to use as a backing

Jute rope

Brown macramé cord (non-braided type)

Fabric scissors

Hot glue gun

Comb

HOW-TO

Step One

Start in the centre of the upcycled placemat (or burlap round) and begin coiling the jute rope. Add a drop of glue to hold it in place. Continue to wrap the jute rope, adding glue to secure it in place as you coil, until it reaches 12-inches in diameter. Cut and glue the end of the jute rope to the placemat.



Step Two

Wrap the macramé cord around the outside of the jute section and cut it approximately six inches longer. This will give you a filler cord to hold the fringe pieces around the outside edge of the placemat. Now, cut five-inch sections of the macramé cord to use as the fringe pieces. Cut enough to cover the circumference of the mat and a few more.



Step Three

The fringes are made using a Lark's Head knot. Start by placing the long filler cord flat. Then fold a five-inch piece of cord in half and place on top of the filler cord, creating a loop at the top. Bring the loop around the back, pull the ends through the loop and tighten. Repeat this step until the long filler cord is covered with the fringe pieces.



Step Four

Glue the fringe, with knots facing in, around the edge of the jute rope and cut off any extra length. Use the comb to brush out the threads of the macramé cord and create the fringe. Trim any uneven threads.



Make a set of these placemats and add them to your table to start the fall season in style! **OH**



YOUR STYLE
YOUR HOME
YOUR LIFE

Innovative. Inspired by nature. Infused with tradition.



FURNITURE



BEDDING & DECOR



LIGHTING



KITCHEN & BATH



Muskoka
Window and Door Centre
-EST. 1988-

MUSKOKA AS IT
SHOULD BE SEEN