BUDGET

FISCAL YEAR 2006-07

As Submitted by

HONORABLE ANTONIO R. VILLARAIGOSA, MAYOR

Modified and Adopted by
THE COUNCIL

Printed and Distributed Under Direction of

LAURA N. CHICK
Controller

and

WILLIAM T FUJIOKA
City Administrative Officer

BUDGET

For the Fiscal Year

Beginning July 1, 2006

Ending June 30, 2007

As Submitted by

HONORABLE ANTONIO R. VILLARAIGOSA, MAYOR

Modified and Adopted by
THE COUNCIL
on
MAY 24, 2006

Printed and Distributed Under Direction of

LAURA N. CHICK
Controller

and

WILLIAM T FUJIOKA
City Administrative Officer

GOVERNMENT FINANCE OFFICERS ASSOCIATION

Distinguished Budget Presentation Award

PRESENTED TO

City of Los Angeles

California

For the Fiscal Year Beginning

July 1, 2005

President

Executive Director

The Government Finance Officers Association of the United States and Canada (GFOA) presented an award of Distinguished Budget Preparation to the City of Los Angeles for its annual budget for the fiscal year beginning July 1, 2005.

In order to receive this award, a governmental unit must publish a budget document that meets program criteria as a policy document, as an operations guide, as a financial plan and as a communication device.

The award is valid for a period of one year only. We believe our current budget continues to conform to program requirements, and we are submitting it to GFOA to determine its eligibility for another award.

TABLE OF CONTENTS

	PAGE
BUDGET RESOLUTION	R-1
SIGNATURE CERTIFICATE	R-89
TRANSMITTAL LETTER	R-90
CONTROLLER'S CERTIFICATE	R-91
SECTION 1 – BUDGET STATEMENT AND EXHIBITS	
Mayor's Message	
Economic and Demographic Information	1
Budget Statement	6
Fund Structure	9
Budget Calendar	12
EXHIBITS:	
Exhibit A - Summary of Appropriations	13
Exhibit B - Budget Summary – Receipts	15
Exhibit C – Total 2006-07 City Government (General City Budget, Independent Departments, Grants and Other Non-Budgeted Funds	17
Exhibit D - Unrestricted Revenue Comparison	18
Exhibit E - Departmental Share of Unrestricted Revenues	19
Exhibit F - Authorized Regular City Positions	20
Exhibit G - Direct Costs of Operation Including Costs in Other Budget Appropriations	21
Exhibit H - Required Ordinance Changes and Other Budgetary Actions	22
SECTION 2 – GENERAL GOVERNMENT BUDGET	
Part I – Summary of Expenditures and Appropriations	
Summary Statement	25
Summary of Expenditures and Appropriations	26
Part II – Budgetary Departments	
Statement and Scope of Programs	27
Budgetary Departments	29
Total Budgetary Departments	150
Budgetary Department Footnotes	151
Part III – Appropriations to Departments Requiring City Assistance to Supplement Their Own Revenues and Total Departmental	
Appropriations to Library Fund	153
Appropriations to Recreation and Parks Fund	154
Appropriations to City Employees' Retirement Fund	155
Appropriations to Fire and Police Pension Fund	156
Total Departmental	157
Appropriations to Departments Requiring City Assistance Footnotes	158

TABLE OF CONTENTS

PAGE

Part IV – Nondepartmental

2006 Tax and Revenue Anticipation Notes 159
Bond Redemption and Interest 160
Capital Finance Administration Fund 161
Capital Improvement Expenditure Program 164
General City Purposes 172
Human Resources Benefits 176
Judgement Obligation Bonds Debt Service Fund 177
Liability Claims 178
Proposition A Local Transit Assistance Fund 180
Proposition C Anti-Gridlock Transit Improvement Fund 183
Special Parking Revenue Fund 184
Unappropriated Balance 185
Wastewater Special Purpose Fund 188
Water and Electricity 190
Other Special Purpose Funds 192
Total Nondepartmental 202
Nondepartmental Footnotes 203

SECTION 3 – BUDGET SCHEDULES AND STATEMENTS

Special Purpose Fund Schedules 205
Capital Improvement Expenditure Program
Special Recreation and Parks Capital Projects 260
Los Angeles River Revitalization Projects 263
Expenditures and Appropriations by Funding Source 269
Detailed Statement of Receipts 270
Summary of Revenues, Expenditures and Changes in Fund Balances 273
Reserve Fund 274
Condition of the Treasury 275
Staples Arena Funding Agreement Reconciliation 276
City Debt Policy Statement 277
Statement of Bonded Indebtedness and Other Obligations 278

SECTION 4 – BUDGET OF DEPARTMENTS HAVING CONTROL OF THEIR OWN REVENUES OR SPECIAL FUNDS:

Department of Airports 279
Los Angeles City Employees' Retirement System 283
Harbor Department 285
Library Department 289
Department of Pensions 291
Department of Recreation and Parks 293
Department of Water and Power 296

TABLE OF CONTENTS

PAGE

SECTION 5 – REVENUE ESTIMATES, SPENDING LIMITATION AND GRANT
Controller's Estimate of Revenue 307
Government Spending Limitation 337
Federal and State Grant Funding Estimates 338

SECTION 6 – FUNCTIONAL DISTRIBUTIONS
Consolidated Functional Distribution 345
Summary of Functional Distribution 346
Functional Distribution of 2006-07 Appropriations and Allocated Funds 347
The 2006-07 Budget Dollars 350

SECTION 7 – COMMUNITY REDEVELOPMENT AGENCY
Community Redevelopment Agency 353

SECTION 8 – GLOSSARY and INDEX
Glossary 357
Index 363

C.F. 06-0600

CITY OF LOS ANGELES
RESOLUTION

A RESOLUTION ADOPTING THE BUDGET OF THE CITY OF LOS ANGELES FOR THE FISCAL YEAR COMMENCING JULY 1, 2006 AND ENDING JUNE 30, 2007.

WHEREAS, the Mayor of the City of Los Angeles, in accordance with the provisions of Section 312 of the Charter of said City did recommend and submit to this Council a proposed budget for the fiscal year commencing July 1, 2006 and ending June 30, 2007, which is on file in the Office of the City Clerk of the City; and

WHEREAS, the President of the City Council on May 12, 2006, as a Special Order of Business at 10:00 a.m., provided an opportunity for the public to address the Council on the Mayor's Proposed Budget and thereafter Council rescheduled the public hearing to the 16th of May, 2006, at the hour of 10:10 a.m., as a Special Order of Business in the Council Chamber in the City Hall, as the day, hour and place for holding continued public hearings upon the proposed budget, said public notice of such hearings having been given prior to the holding thereof by publishing notice of such hearing on the 24th of April, 2006 in the Los Angeles Daily Journal; and those who appeared and desired to be heard on said proposed budget or any part or item thereof would be heard on May 12, May 15, May 16, May 17 and May 18, 2006; and

WHEREAS, a copy of the proposed budget was available for inspection by the public in Room 395, Office of the City Clerk, City Hall, 200 North Spring Street, Los Angeles, 90012.

NOW THEREFORE BE IT RESOLVED, that the City Council deems it advisable and to the best interests of the City to modify the budget proposed by the Mayor, and the same is hereby modified as follows:

There is attached hereto, marked Appendix I and incorporated herein by reference, a document setting forth the appropriations proposed by the Mayor for items listed in the Mayor's Proposed Budget for 2006-07 and modified by the City Council. In columns headed by the words "Council Changes" are bolded figures representing the net effect of increases, decreases, and omissions (deletions) made by the Council with respect to the corresponding proposed appropriation submitted by the Mayor, and in certain cases new items to be added to the budget by the City Council and the amounts to be appropriated for those items. Each item of appropriation in the columns of the Mayor's Proposed Budget headed by the words "Budget Appropriation 2006-07," is hereby increased, decreased, or omitted to reflect the net changes for that item as shown by the bolded amounts set forth in the "Council Changes" columns in Appendix I. New items and appropriations therefore are hereby added to the budget to the same extent that additions are indicated in bold in the "Council Changes" columns in Appendix I. All totals, subtotals, and summaries are changed to reflect the net changes made by the City Council in the columns of the budget headed by the words, "Budget Appropriation 2006-07."

There is attached hereto, marked Appendix II and incorporated herein by reference, a document setting forth the Revenue and Appropriations information contained in certain Special Purpose Fund Schedules as set forth in the Mayor's Proposed Budget and modified by the City Council. In columns headed by the words "Council Changes" are bolded figures representing the changes made by the City Council with respect to the corresponding figure contained in the columns of the schedules which are headed by the words "Budget 2006-07." The figures in the columns headed by the words "Budget 2006-07" in the Special Purpose Fund Schedules contained in the Mayor's Proposed Budget are hereby changed to reflect the changes made in the "Council Changes" columns of Appendix II. All totals are changed to reflect the changes made by the City Council in the columns of the schedules headed by the words "Budget 2006-07."

There is attached hereto, marked Appendix III and incorporated herein by reference, a document setting forth the "Detailed Statement of Receipts" and "Reserve Fund" as contained in the Mayor's Proposed Budget and modified by the City Council. In columns headed by the words "Council Changes" are bolded figures representing the net effect of changes resulting from actions taken by the City Council on the corresponding figures in the Mayor's Proposed Budget. The figures in the columns headed by the words "Budget 2006-07" contained in the corresponding pages of the Mayor's Proposed Budget are hereby changed to reflect the changes made in the "Council Changes" columns of Appendix III. All totals are changed to reflect the changes made by the City Council in the columns headed by the words "Budget 2006-07."

The following contained in the Proposed Budget for 2006-07 are further modified and changed to conform with the above City Council changes:

BUDGETARY DEPARTMENTS (Page 149)

TOTAL DEPARTMENTAL (Page 155)

TOTAL NONDEPARTMENTAL (Page 199)

SUMMARY OF EXPENDITURES AND APPROPRIATIONS (Page 26)

RESERVE FUND (Page 272)

FUNCTIONAL DISTRIBUTION OF 2006-07 APPROPRIATIONS AND

ALLOCATED FUNDS (Pages 343 through 345)

CONDITION OF THE TREASURY (Page 273)

EXHIBIT "A," SUMMARY OF APPROPRIATIONS (Pages 13 and 14)

EXHIBIT "B," BUDGET SUMMARY RECEIPTS (Pages 15 and 16)

EXHIBIT "C," TOTAL 2006-07 CITY GOVERNMENT (Page 17)

EXHIBIT "D," UNRESTRICTED REVENUES COMPARISON (Page 18)

EXHIBIT "E," DEPARTMENTAL SHARE OF UNRESTRICTED REVENUES (Page 19)

EXHIBIT "F," AUTHORIZED CITY STAFFING (Page 20)

EXHIBIT "G," DIRECT COSTS OF OPERATION INCLUDING COSTS IN OTHER BUDGET APPROPRIATIONS (Page 21)

EXHIBIT "H," REQUIRED ORDINANCE CHANGES AND OTHER BUDGETARY ACTIONS (Pages 22 through 24)

GOVERNMENT SPENDING LIMITATION (Page 335)

FEDERAL AND STATE GRANT FUNDING ESTIMATES (Pages 336 through 339)

THE BUDGET DOLLAR (Pages 346 and 347)

Other affected totals, subtotals, summaries, schedules or supporting data as are necessary to conform to modifications hereinabove made.

BE IT FURTHER RESOLVED, that the items and total of said budget recommended and submitted by the Mayor, as modified by this Council, be adopted, stating the estimated amounts of money required to conduct the City government for the fiscal year commencing July 1, 2006 and ending June 30, 2007, including the estimated sums required to pay maturing portions of principal on bonded indebtedness, to pay interest at maturity dates, to maintain the necessary sinking funds to meet these obligations, and the estimate of revenue to be received during the fiscal year. The Controller is hereby authorized and instructed to make such changes in the proposed budget as are necessitated by the above modifications. The Office of the City Administrative Officer and the City Controller are hereby authorized and directed to correct any clerical, typographical or printing errors in the budget:

1. Section 2 of the budget includes the estimated amounts of money required to pay the interest, maturing portion of the principal at respective maturity dates, and to maintain a sinking fund for the bonded indebtedness of the City of Los Angeles and to pay the expenses of conducting the business of City government, including the money required to be set aside for specific purposes by City ordinance, City Charter or State law; that the amount of money so required and the items thereof in detail allowed to each department, officer, board, or fund of the City of Los Angeles is hereby fixed as allowed in this budget, and all such items are hereby appropriated to the departments and purposes indicated and made subject to expenditure under the provisions of the Charter, and, in addition, subject to the provisions, where applicable, of the expenditure programs prepared or amended and filed as provided in the Administrative Code,

Sections 5.26-5.31, the provisions of which are incorporated by reference herein: provided however, that all appropriations in excess of the amount indicated as coming from the General Fund are to the extent of such excess, conditional and made contingent upon receipt of moneys in the special purpose fund indicated. Provided further, however, that the amounts shown as Charter appropriations are presented as estimates and are subject to adjustment to conform to the provisions of the Charter governing such appropriations; and notwithstanding the amounts shown in these items, the maximum amount appropriated herein to these purposes and departments shall be the amount appropriated therefor by the Charter.

2. A determination under Charter Section 1022 shall be required for all new contracts listed in the Supplemental Schedules of the 2006-07 Budget or any proposed during the fiscal year. The Council and boards of commissioners having control of their own revenues and funds shall have the authority to make this determination. In the case of personal services contracts, the authority to make this determination shall be delegated to the Office of the City Administrative Officer and the Personnel Department. Prior to initiating the contract process, the awarding authority shall request a determination from the Personnel Department regarding whether existing position classifications can perform the proposed work. If existing classifications can perform the work, the proposal must be submitted to the Office of the City Administrative Officer for a determination regarding whether it would be more feasible or economic to contract for the proposed work. Written reports of these determinations shall be transmitted to the requesting awarding authority. The awarding authority shall attach a copy of these determinations to the contract that is transmitted to the City Attorney for review and approval as to form. For any service that is currently provided by City employees and is proposed to be "privatized," no bid, request for proposal, request for qualifications or request for information shall be released until the contracting solicitation is first reviewed and approved by Council pursuant to Council File No. 93-2195-S1.

3. All requisitions, purchase orders, interdepartmental orders, rental of equipment or other encumbrances upon any account or appropriated item of any department shall be clearly recorded against the amounts available, both as to number of items and total amount thereof and also subject to the provisions, where applicable, of the expenditure programs prepared or amended and filed as provided in the Administrative Code, Sections 5.26-5.31, in such a way that there shall never be an overencumbrance or an overexpenditure or a departure from said expenditure program upon any such accounts or appropriated items, and so the full number of articles set forth and enumerated in the budget or subsequent appropriation can be purchased or acquired out of the amounts appropriated therefor. A detailed list of such equipment items shall be furnished to the Purchasing Agent by the Office of the City Administrative Officer to provide for economical expenditure of City funds and other advantages resulting from a planned procurement program.

All travel for which funds have been appropriated in this budget will be governed by an authorized travel list which shall be furnished to the Controller by the Office of the City Administrative Officer in accordance with Council policy.

4. For the purpose of the budget, the total amount provided for salaries is considered the appropriated items for all salaries except that where separate accounts are shown, the amount of each account shall be considered a separate appropriated item. The item "overtime" shall, for the purposes of the budget, be deemed and construed a separate item and shall not become a part of the general salary items except upon lawful transfer pursuant to the provisions of the Charter.

5. The Controller is requested, in preparation of the final budget, to change the names of capital improvement projects to reflect the new names, if any, adopted by the Council subsequent to the preparation of the budget.

6. The City Council, acting under Section 3 of Chapter 927 of the Statutes of 1968, hereby authorizes and directs the City Controller to file the claims and take all steps required to obtain the replacement of revenue lost by operation of Section 988 of the Revenue and Taxation Code, or of other sections of the Revenue and Taxation Code which empower the City to make claims based on revenue losses due to State exemptions.

7. The omission of an amount opposite any line presented within any one of the account segregations of this budget or the omission of the item itself shall not be a bar to either subsequent appropriation to such items or items if contingencies thereof arise, such appropriations to be made as the Charter provides.

8. In furtherance of the Council policy adopted on January 7, 1971, under Council File No. 70-1487, no funds shall be expended for design or capital improvement projects not authorized by the Council and the Mayor.

9. In accordance with Charter Section 320 and Administrative Code Section 5.27, department heads are instructed to expend funds only in conformance with the approved departmental expenditure programs, or as modified thereafter. In accordance with generally accepted accounting principles (GAAP), where necessary, the budgetary level of detail may be expressed by object categories such as "Total Salaries," "Total Expenses," "Total Equipment," to reflect that which is contained in the departmental expenditure programs.

10. The "Tentative List" of construction projects in the General Services Department, as set forth in the Supplemental Schedules to the 2006-07 Budget, together with any modifications thereof which are approved prior to adoption of the budget, is part of the budget and is the "Approved List," subject to further modification on or before July 15 by submission of a "Final List" by the Office of the City Administrative Officer with the assistance of the General Services Department, in accordance with the Council's action adopted February 9, 1977, under Council File No. 76-4846.

11. The City Attorney, with the assistance of the Office of the City Administrative Officer and other City departments and offices as necessary, is requested to prepare and present to the Council within 30 days such ordinances as may be needed to implement the final decisions of the Mayor and the Council on the 2006-07 Budget.

12. In preparing the Departmental Personnel Ordinances for 2006-07, the Office of the City Administrative Officer and the City Attorney shall include in such ordinances the necessary changes in positions to reflect the final action on the City Budget.

13. The Office of the City Administrative Officer is directed to prepare and present to the City Council, on a timely basis, a report setting forth the necessary appropriations limit calculations and the City Council, at a duly noticed meeting, as provided by Government Code Section 7910, shall establish the appropriations limit and other determinations for 2006-07. Documentation used in said determination shall be made available to the public at least 15 days before any such City Council meeting. These calculations shall reflect the final decisions of the Mayor and City Council on the 2006-07 Budget and the appropriations limit shall be placed in the final printed budget.

14. The Council hereby transfers and appropriates to the Article XIII B, Section 5, Special Fund, and the Controller is instructed to implement that action at the close of business on June 30, 2007 as follows:

a. Appropriate all funds in the various items in the Unappropriated Balance at the close of business on June 30, 2007 to the Article XIII B, Section 5, Special Fund.

b. Appropriate all General Fund revenues in excess of budget requirements at the close of business on June 30, 2007, to the Article XIII B, Section 5, Special Fund.

c. Appropriate all special purpose fund revenues in excess of budget requirements at the close of business on June 30, 2007, from the revenue sources listed below to the Article XIII B, Section 5, Special Fund:

(1) Greater Los Angeles Visitors and Convention Center Trust Fund.

(2) Park and Recreational Sites and Facilities Fund.

(3) Proposition A Local Transit Assistance Fund.

(4) Proposition C Anti-Gridlock Transit Improvement Fund.

(5) Telecommunications Development Account of the Telecommunications Liquidated Damages and Lost Franchise Fee Fund.

(6) Special Fire Safety and Paramedic Communications Equipment Tax Fund.

15. The City Council hereby reappropriates the unencumbered balances remaining in Fund No. 100-28; Fund 100-30, Account 9699; Fund No. 100-46; Fund 100-56, Account 0306, Account 05AT, Account 05AU, and Account 0610; Fund 100-40, Accounts 1014, 1097, 1101,

1191, 1121, and 3180; Fund 100-65, Accounts 2120, 2130, 6010, 9800 total amount not to exceed $96,934; Fund 100-58, Accounts 0171 and 0174 in the same amounts and into the same accounts in said Funds as exists on June 30, 2006, and directs the City Controller to take all necessary steps to accomplish this action.

16. All computer hardware and software material for the City departments and offices provided for in the 2006-07 Budget shall only be purchased by or with the approval of the Information Technology Agency in cooperation with the Purchasing Agent as prescribed by the Charter.

17. The Council directs City Managers to ensure that fees collected do not exceed the cost to provide services and directs the City Administrative Officer to monitor fees and periodically recommend adjustments as needed.

I HEREBY CERTIFY that the foregoing resolution was adopted by the Council of the City of Los Angeles at its meeting held May 24, 2006.

FRANK T. MARTINEZ, CITY CLERK

BY: .....

APPENDIX I

Animal Services

	Mayor's Proposal Budget Appropriation 2006-07	Council Changes Budget Appropriation 2006-07	Mayor's Changes Budget Appropriation 2006-07	Final Budget Appropriation 2006-07
EXPENDITURES AND APPROPRIATIONS				
Salaries				
Salaries General	17,781,192	17,781,192	-	-
Salaries As Needed	263,544	263,544	-	-
Overtime General	81,000	81,000	-	-
Total Salaries	18,125,736	18,125,736	-	-
Expense				
Printing and Binding	102,850	102,850	-	-
Contractual Services	207,848	207,848	-	-
Medical Supplies	559,391	559,391	-	-
Transportation	8,750	8,750	-	-
Governmental Meetings	1,074	1,074	-	-
Uniforms	69,230	69,230	-	-
Private Veterinary Care Expense	67,500	67,500	-	-
Animal Food/Food and Grain	251,850	251,850	-	-
Office and Administrative	499,811	499,811	-	-
Operating Supplies	323,078	323,078	-	-
Total Expense	2,091,262	2,091,262	-	-
Equipment				
Furniture, Office and Technical Equipment	-	-	-	-
Total Equipment	-	-	-	-
Total Animal Services	20,216,998	20,216,998	-	-
SOURCES OF FUNDS				
General Fund	20,216,998	20,216,998	-	-
Total Funds	20,216,998	20,216,998	-	-

Building and Safety

	Mayor's Proposal Budget Appropriation 2006-07	Council Changes Budget Appropriation 2006-07	Mayor's Changes Budget Appropriation 2006-07	Final Budget Appropriation 2006-07
EXPENDITURES AND APPROPRIATIONS				
Salaries				
Salaries General	70,180,214	71,305,779	-	-
Overtime General	4,469,464	4,469,464	-	-
Total Salaries	74,649,678	75,775,243	-	-
Expense				
Printing and Binding	133,392	133,392	-	-
Contractual Services	387,704	387,704	-	-
Transportation	1,407,803	1,407,803	-	-
Office and Administrative	199,962	199,962	-	-
Operating Supplies	65,908	65,908	-	-
Total Expense	2,194,769	2,194,769	-	-
Total Building and Safety	76,844,447	77,970,012	-	-
SOURCES OF FUNDS				
General Fund	13,799,311	13,799,311	-	-
Stormwater Pollution Abatement Fund (Sch. 7)	76,729	76,729	-	-
Sewer Operation & Maintenance (Sch. 14)	46,349	46,349	-	-
Bldg and Safety Enterprise Fund (Sch. 40A)	62,921,059	64,049,623	-	-
Total Funds	76,844,447	77,970,012	-	-

City Attorney

	Mayor's Proposal Budget Appropriation 2006-07	Council Changes Budget Appropriation 2006-07	Mayor's Changes Budget Appropriation 2006-07	Final Budget Appropriation 2006-07
EXPENDITURES AND APPROPRIATIONS				
Salaries				
Salaries General	77,589,113	77,453,825	-	-
Grant Reimbursed	2,066,589	2,066,589	-	-
Salaries Proprietary	10,590,917	10,822,369	-	-
Overtime General	5,408	5,408	-	-
Total Salaries	90,251,827	90,348,010	-	-
Expense				
Bar Dues	234,845	234,370	-	-
Printing and Binding	225,196	224,923	-	-
Contractual Services	1,509,169	1,509,169	-	-
Transportation	28,512	28,512	-	-
Litigation	3,945,448	3,945,448	-	-
Contingent Expense	5,000	5,000	-	-
Office and Administrative	1,630,586	1,626,821	-	-
Operating Supplies	7,830	7,830	-	-
Total Expense	7,586,576	7,584,073	-	-
Equipment				
Furniture, Office and Technical Equipment	20,000	20,000	-	-
Total Equipment	20,000	20,000	-	-
Total City Attorney	97,858,403	97,952,083	-	-
SOURCES OF FUNDS				
General Fund	95,368,319	95,598,790	-	-
Community Development Trust Fund (Sch. 5)	237,791	237,791	-	-
HOME Invest. Partnerships Program Fund (Sch. 9)	69,597	69,597	-	-
Sewer Operation & Maintenance (Sch. 14)	344,731	344,731	-	-
Sewer Capital (Sch. 14)	409,116	409,116	-	-
Telecom. Development Acct. (Sch. 20)	238,444	238,444	-	-
Workforce Investment Act Fund (Sch. 22)	117,549	117,549	-	-
Rent Stabilization Trust Fund (Sch. 23)	374,964	306,060	-	-
Prop. C Anti-Gridlock Transit Fund (Sch. 27)	170,000	170,000	-	-
Code Enforcement Trust Fund (Sch. 42)	486,978	398,081	-	-
Affordable Housing Trust Fund (Sch. 50)	72,924	72,924	-	-
Total Funds	97,858,403	97,952,083	-	-

City Clerk

	Mayor's Proposal Budget Appropriation 2006-07	Council Changes Budget Appropriation 2006-07	Mayor's Changes Budget Appropriation 2006-07	Final Budget Appropriation 2006-07
EXPENDITURES AND APPROPRIATIONS				
Salaries				
Salaries General	9,666,349	9,723,939	-	-
Salaries As-Needed	6,785,301	6,785,301	-	-
Overtime General	2,003,209	2,003,209	-	-
Total Salaries	18,454,859	18,512,449	-	-
Expense				
Printing and Binding	58,069	58,069	-	-
Contractual Services	363,297	363,297	-	-
Transportation	1,659	1,659	-	-
Elections	5,950,610	5,950,610	-	-
Office and Administrative	184,867	184,867	-	-
Total Expense	6,558,513	6,558,513	-	-
Total City Clerk	25,013,372	25,070,962	-	-
SOURCES OF FUNDS				
General Fund	24,292,104	24,349,694	-	-
St. Light. Maint. Assessment Fund (Sch. 19)	96,433	96,433	-	-
BID Trust Fund - Admin (Sch. 29)	280,578	280,578	-	-
Special Police Communications Tax Fund (Sch. 33)	324,257	324,257	-	-
Bldg and Safety Enterprise Fund (Sch. 40A)	20,000	20,000	-	-
Total Funds	25,013,372	25,070,962	-	-

Commission for Children, Youth & Their Families

	Mayor's Proposed Budget Appropriation 2006-07	Council Changes Budget Appropriation 2006-07	Mayor's Changes Budget Appropriation 2006-07	Final Budget Appropriation 2006-07
EXPENDITURES AND APPROPRIATIONS				
Salaries				
Salaries General	965,067	1,019,707	-	-
Salaries As-Needed	132,758	132,758	-	-
Total Salaries	1,097,825	1,152,465	-	-
Expense				
Printing and Binding	15,000	15,000	-	-
Contractual Services	238,152	238,152	-	-
Office and Administrative	43,809	43,809	-	-
Operating Supplies	28,564	28,564	-	-
Total Expense	325,525	325,525	-	-
Total Commission for Children, Youth & Their Families	1,423,350	1,477,990	-	-
SOURCES OF FUNDS				
General Fund	1,227,198	1,281,838	-	-
First and Broadway Child Care Fund (Sch. 20)	196,152	196,152	-	-
Total Funds	1,423,350	1,477,990	-	-

Commission on the Status of Women

	Mayor's Proposed Budget Appropriation 2006-07	Council Changes Budget Appropriation 2006-07	Mayor's Changes Budget Appropriation 2006-07	Final Budget Appropriation 2006-07
EXPENDITURES AND APPROPRIATIONS				
Salaries				
Salaries General	458,903	495,915	-	-
Overtime General	1,000	1,000	-	-
Total Salaries	459,903	496,915	-	-
Expense				
Printing and Binding	23,473	23,473	-	-
Contractual Services	13,405	13,405	-	-
Governmental Meetings	-	-	-	-
Office and Administrative	10,838	10,838	-	-
Total Expense	47,716	47,716	-	-
Total Commission on the Status of Women	507,619	543,731	-	-
SOURCES OF FUNDS				
General Fund	507,619	543,731	-	-
Total Funds	507,619	543,731	-	-

Cultural Affairs

	Mayor's Proposal Budget Appropriation 2006-07	Council Changes Budget Appropriation 2006-07	Mayor's Changes Budget Appropriation 2006-07	Final Budget Appropriation 2006-07
EXPENDITURES AND APPROPRIATIONS				
Salaries				
Salaries General	4,295,230	4,295,230	-	-
Salaries As-Needed	410,754	**545,754**	-	-
Total Salaries	4,705,984	**4,840,984**	-	-
Expense				
Printing and Binding	108,543	108,543	-	-
Contractual Services	267,490	267,490	-	-
Transportation	2,500	2,500	-	-
Art and Music Expense	125,451	125,451	-	-
Office and Administrative	73,585	73,585	-	-
Operating Supplies	63,354	63,354	-	-
Total Expense	639,923	639,923	-	-
Special				
Special Events I	2,120,893	2,120,893	-	-
Special Events II	1,592,991	1,592,991	-	-
Special Events III	730,000	730,000	-	-
Total Special	4,443,884	4,443,884	-	-
Total Cultural Affairs	9,809,791	9,943,791	-	-
SOURCES OF FUNDS				
General Fund	-	-	-	-
Arts & Cult. Fac. & Services Fund (Sch. 24)	8,415,600	8,415,600	-	-
Arts Development Fee Trust Fund (Sch. 25)	1,393,191	1,393,191	-	-
Cultural Affairs Trust Fund (Sch. 29)	-	**135,000**	-	-
Total Funds	9,808,791	**9,943,791**	-	-

CULTURAL AFFAIRS DEPARTMENT
SPECIAL APPROPRIATIONS

	Mayor's Proposal Budget Appropriation 2006-07	Council Changes Budget Appropriation 2006-07	Mayor's Changes Budget Appropriation 2006-07	Final Budget Appropriation 2006-07
SPECIAL I - CULTURAL GRANTS FOR FAMILIES AND YOUTH				
DANCE CONCERTS AND CLASSES	$ 85,000	$ 85,000		
Artist Consortium	5,000	5,000		
Bernie Bick's Dance Art Inc.	4,000	4,000		
Body Weather Laboratory	4,000	4,000		
College Dance Theatre	5,000	5,000		
Dancessence Inc. (aka Donna Sternberg and Dancers)	5,500	5,500		
Dayton Dance Theatre	8,000	8,000		
Francisco Martinez Dance Theatre	6,000	6,000		
Maica Dance Studio	5,000	5,000		
Heritage & Tradition Inc. (aka AVAZ Persian Dance)	4,000	4,000		
Jazz Tap Ensemble Inc	5,500	5,500		
Keshet Chaim Dances	6,000	6,000		
Los Angeles Chamber Ballet	7,000	7,000		
Lula Washington Contemporary Dance Foundation	7,000	7,000		
Rhapsody in Tape Inc.	7,000	7,000		
Rosanna Gamson World Wide Inc.	5,000	5,000		
San Pedro City Ballet	5,000	5,000		
LITERATURE AND PUBLISHING	$ 56,000	$ 80,000		
Beyond Baroque Foundation	16,000	18,000		
Olga Lalic	10,000	10,000		
Red Hen Press	4,000	4,000		
Luis Rodriguez	10,000	10,000		
TBD	46,000	0		
Susan Silton	-	46,000		
Wordville, Inc. (aka Spoken Word Studio)	6,000	6,000		
FILM FESTIVAL AND PUBLIC TELEVISION	$ 205,000	$ 205,000		
American Film Institute Inc.	7,000	7,000		
The Artists Collective Inc.	5,500	5,500		
Dance Camera West	7,000	7,000		
Filmmakers United (aka Los Angeles Shorts Festival)	6,500	6,500		
FIND (Film Independent)	-	38,000		
Hollywood Entertainment Museum	5,000	5,000		
Indian Film Festival of Los Angeles	6,000	6,000		
Inner-City Filmmakers	8,000	8,000		
International Documentary	6,000	6,000		
KCET	45,000	45,000		
L.A. Freeways	9,000	9,000		
Outfest	35,000	35,000		
Silver Lake Film Festival Inc.	7,500	7,500		
Visual Communications	9,500	9,500		
Women in Film	10,000	10,000		
MUSIC CONCERTS AND CLASSES	$ 320,500	$ 320,500		
American Youth Symphony Inc.	9,000	9,000		

CULTURAL AFFAIRS DEPARTMENT
SPECIAL APPROPRIATIONS

	Mayor's Proposal Budget Appropriation 2006-07	Council Changes Budget Appropriation 2006-07	Mayor's Changes Budget Appropriation 2006-07	Final Budget Appropriation 2006-07
MUSIC CONCERTS AND CLASSES (Continued)				
Apollo Musical Inc. (dba Musica Angelica)	8,500	9,500		
California EAR Unit	9,500	9,500		
Chamber Music Palisades	5,500	5,500		
Cor Cyrosaq De California	4,000	4,000		
The Da Camera Society	11,000	11,000		
Debussy Trio Music Foundation	7,000	7,000		
Founder's Forum	5,000	5,000		
Gay Men's Chorus of Los Angeles	8,500	8,500		
INDA, the Peruvian Music & Dance Ensemble	7,500	7,500		
Korean Philharmonic Orchestra	5,000	5,000		
Los Angeles Chamber Orchestra	23,000	23,000		
Los Angeles Jazz Society	8,500	8,500		
Los Angeles Jewish Symphony	7,500	7,500		
Los Angeles Master Chorale	35,000	35,000		
Los Angeles Opera Company	25,000	25,000		
Los Angeles Philharmonic Association	20,000	20,000		
Melodia Sinfonia	2,500	2,500		
North Wind Quintet	8,000	8,000		
Opera Noir	6,500	6,500		
Piano Sylvanos	5,000	5,000		
Phil Rosella	10,000	10,000		
San Fernando Valley Youth Chorus Inc.	8,000	8,000		
Santa Cecilia Opera and Orchestra	11,500	11,500		
Saturday Night Bach Concert Fund	3,500	3,500		
Society for Activation of Social Space, Art & Sound	4,000	4,500		
South Bay Chamber Music Society Inc.	6,000	6,000		
Southwest Chamber Music Society	7,500	7,500		
Symphonic Jazz Orchestra	6,500	6,500		
Thelonious Monk Institute of Jazz	10,500	10,500		
Valley Cultural Center	6,500	6,500		
Valley Youth Orchestra Association (GSUN Youth Orchestra)	4,000	4,000		
Voz Femina Los Angeles	7,000	7,000		
West Coast Singers	3,000	3,000		
Young Musicians Foundation	25,000	25,000		
THEATRICAL PLAYS AND WORKSHOPS	$ 454,500	$ 454,500		
24th Street Theatre	5,000	5,000		
The Actors Gang	9,500	9,500		
Autry National Center of the American West	45,000	45,000		
Bilingual Foundation of the Arts	25,000	25,000		
The Black Dahlia Theatre	4,000	4,000		
The Black Theatre Company	6,000	6,000		
Celebration Theatre	6,000	6,000		
Center Theatre Group of Los Angeles	40,000	40,000		
Circle X Theatre Company	3,500	3,500		
Cities of Peace Inc.	8,000	8,000		

CULTURAL AFFAIRS DEPARTMENT
SPECIAL APPROPRIATIONS

	Mayor's Proposal Budget Appropriation 2006-07	Council Changes Budget Appropriation 2006-07	Mayor's Changes Budget Appropriation 2006-07	Final Budget Appropriation 2006-07
THEATRICAL PLAYS AND WORKSHOPS (Continued)				
Community Partners FKA Changing Paradigms	$ 7,000	$ 7,000		
Cornerstone Theatre Company Inc.	30,000	30,000		
Deaf Work Theatre Inc.	30,000	30,000		
East Los Angeles Classic Theatre	6,500	6,500		
East West Players	25,000	25,000		
Edgefest	5,000	5,000		
FirstStage	6,500	6,500		
FTLA International Latino Theatre Festival	5,000	5,000		
Gallim Playhouse	4,000	4,000		
The Great Road Company	3,500	3,500		
Greenway Arts Alliance	10,500	10,500		
The Imagination Workshop	5,500	5,500		
The Independent Shakespeare Co. Inc.	4,500	4,500		
Inside Out Community Arts Inc.	10,500	10,500		
Interact Theatre Company	4,000	4,000		
Live Arts Theatre Group	3,500	3,500		
Los Angeles Poverty Department	7,000	7,000		
Musical Theatre Guild	4,000	4,000		
Odyssey Theatre Foundation	18,000	18,000		
Other Side of the Hill Productions Inc.	5,000	5,000		
REPRISE! Broadway's Best	4,000	4,000		
Robey Theatre Company	5,500	5,500		
Shakespeare by the Sea	4,500	4,500		
Shakespeare Festival LA	22,000	22,000		
SINERGY Theatre Group/Grupo de Teatro SINERGIA	8,000	8,000		
Son of Semele Ensemble Inc.	4,000	4,000		
Theatre West Inc.	4,500	4,500		
ThinkFreeness	4,000	4,000		
Towne Street Theatre	4,000	4,000		
UPE Enterprise Inc.	4,000	4,000		
Virginia Avenue Project	18,000	18,000		
Watts Village Theater Company	4,000	4,000		
We Tell Stories	9,000	9,000		
West Coast Ensemble	5,000	5,000		
WIN Players	7,000	7,000		
Zygote Theater Company	3,500	3,500		
FOLK ARTS AND CULTURAL HERITAGE	$ 123,200	$ 123,200		
An Claddaugh Celtic Arts Center	5,500	5,500		
California Traditional Music Society	79,000	79,000		
FolkWorks	5,000	5,000		
Iron Circle Nation	3,250	3,250		
Kim Eung Hwa Dance Academy	5,500	5,500		
Koto Arts Sphere Ensemble	4,500	4,500		
LA Story Works	2,000	2,000		
The Music Circle	8,500	8,500		

CULTURAL AFFAIRS DEPARTMENT
SPECIAL APPROPRIATIONS

	Mayor's Proposed Budget Appropriation 2006-07	Council Changes Budget Appropriation 2006-07	Mayor's Changes Budget Appropriation 2006-07	Final Budget Appropriation 2006-07
FOLK ARTS AND CULTURAL HERITAGE (Continued)				
Pacific Islander Community Council (PICC)	$ 5,000	$ 5,000		
The Community Art & Cultural Center	5,000	5,000		
MUSEUM PROGRAMS AND EXHIBITIONS	$ 347,500	$ 347,500		
A+D Architecture + Design Museum, Los Angeles	9,500	9,500		
A Window Between Worlds	10,000	10,000		
Art Center College of Design	6,000	6,000		
Arts & Services for Disabled Inc.	9,000	9,000		
Paul J. Bolello	10,000	10,000		
Center for Land Use Interpretation	6,000	6,000		
Center for the Study of Political Graphics	9,500	9,500		
Aya Gold Gyals	10,000	10,000		
Carol Davis	10,000	10,000		
Andrew Freeman	10,000	10,000		
Clement G. Hanami	10,000	10,000		
LA Artcore	6,000	6,000		
Latin American Conservatory Los Angeles	3,500	3,500		
LatinArtcom	3,000	3,000		
Los Angeles Conservatory	8,000	8,000		
Los Angeles Contemporary Exhibitions	10,500	10,500		
Los Angeles Forum for Architecture	5,500	5,500		
Los Angeles Municipal Art Gallery Associates	27,000	27,000		
Museum Associates (dba Los Angeles County Museum)	60,000	60,000		
Museum of Contemporary Art	25,000	25,000		
Museum of Jurassic Technology	6,000	6,000		
Robert Orlic-Torres	10,000	10,000		
Otis Art Institute	10,500	10,500		
Pharmaka Gallery	4,000	4,000		
Project X Foundation for Art and Criticism (aka Xtra Magazine)	6,500	6,500		
SCI-Arc	15,000	15,000		
Coleen Sirrell	10,000	10,000		
Lincoln Tobler	10,000	10,000		
Carrie Ungerman	10,000	10,000		
J. Michael Walker	10,000	10,000		
Velaslavasay Panorama	7,000	7,000		
VARIETY ARTS AND EDUCATION	$ 304,000	$ 304,000		
About Productions	5,000	5,000		
African Marketplace	4,000	4,000		
Hacker Artistamal	10,000	10,000		
Arroyo Arts Collective	6,000	6,000		
ArtWalish	5,000	5,000		
Assn. for Adv. Of Filipino American Arts & Culture	6,500	6,500		
California Institute of the Arts	65,000	65,000		
Eagle Rock Community Cultural Assn	6,000	6,000		
Friends of the Chinese American Museum	6,500	6,500		

CULTURAL AFFAIRS DEPARTMENT
SPECIAL APPROPRIATIONS

	Mayor's Proposal Budget Appropriation 2006-07	Council Changes Budget Appropriation 2006-07	Mayor's Changes Budget Appropriation 2006-07	Final Budget Appropriation 2006-07
VARIETY ARTS AND EDUCATION (Continued)				
Friends of Villa Aurora Inc.	$ 4,500	$ 4,500		
Grand Performances	35,000	35,000		
Grandeza Mexicana Folk Ballet Company	6,500	6,500		
Great Leap Inc.	7,000	7,000		
H.E.Art Project	8,000	8,000		
Hollywood Arts Council	5,000	5,000		
Inner City Arts	9,000	9,000		
International Educational Exchange Association	1,500	1,500		
Japanese American Cultural and Community Center	27,000	27,000		
Japanese American National Museum	33,000	33,000		
L.A. Theatre Works	30,000	30,000		
Los Angeles Women's Theatre Festival	4,500	4,500		
Miracle Mile Players Inc.	3,500	3,500		
Music Center Education Division	30,000	30,000		
Overtones Inclusive	2,000	2,000		
Pan African Film Festival	6,000	6,000		
Red Nation Celebration	4,500	4,500		
TAYER	7,000	7,000		
TeAda Productions	6,500	6,500		
Theatre Movement Bazaar Inc.	5,500	5,500		
Theatre of Hope Inc.	5,000	5,000		
TRIP Dance Theatre	4,500	4,500		
Heather Woodbery	10,000	10,000		
World Stage Performance Gallery	6,500	6,500		
ARTS MANAGEMENT AND OUTREACH	$ 102,193	$ 102,193		
California Lawyers for the Arts	6,000	6,000		
Center for Cultural Innovation	9,000	9,000		
Center for Nonprofit Management	25,000	25,000		
Eighteenth Street Arts Center	37,193	37,193		
Fool Theatre Foundation	7,000	7,000		
Los Angeles Theatre Alliance	17,000	17,000		
National Latino Arts, Education & Media Institute (NLAEMI)	6,000	6,000		
TOTAL - SPECIAL 3 - CULTURAL GRANTS 3	$ 2,120,693	$ 2,120,693		
SPECIAL 3 - COMMUNITY CULTURAL PROGRAMS FOR FAMILIES AND YOUTH				
African American History Month Programs	$ 23,500	$ 23,500		
Asian American History Month	23,500	23,500		
Central Avenue Jazz Festival	15,000	15,000		
Community Arts Classes for Youth	170,000	170,000		
Community Arts Partners Program	120,000	120,000		
Council Civic Fund ($10,000 per Council District)5	150,000	150,000		
Cultural Treasures Program	20,000	20,000		
Folk and Traditional Arts Program	99,000	99,000		

CULTURAL AFFAIRS DEPARTMENT
SPECIAL APPROPRIATIONS

	Mayor's Proposal Budget Appropriation 2006-07	Council Changes Budget Appropriation 2006-07	Mayor's Changes Budget Appropriation 2006-07	Final Budget Appropriation 2006-07
LA Cultural Tourism and Promotion	$ 29,500	$ 29,500		
Latino Heritage Month Programs	23,500	23,500		
Los Angeles Municipal Arts Gallery Associates	30,000	30,000		
Program Support	100,000	100,000		
Watts Towers Jazz & Drum Festival	25,000	25,000		
Youth Arts and Education Series	375,000	375,000		
OUTDOOR FESTIVALS AND PARADES *	$ 397,991	$ 397,991		
Stage of the Arts Inc.	5,500	5,500		
Pico Union Harvest Festival of the Arts	4,500	4,500		
Chinese Chamber Cultural Foundation	5,500	5,500		
Cervantes Center of Arts & Letters	2,000	2,000		
Regional Organization of Chinese	5,500	5,500		
Catalinas Events Inc	5,000	5,000		
Optimist International	7,000	7,000		
Sleeping Coyote	5,500	5,500		
Studio City Chamber of Commerce	5,500	5,500		
Main Street Canoga Park	7,750	7,750		
Hindu Temple and Indian Cultural Center	7,500	7,500		
United Chamber of San Fernando Valley & Valley Cultural Center	7,750	7,750		
Universal City North Hollywood Chamber of Commerce	7,500	7,500		
Halayen Center for Child Studies	7,500	7,500		
Children's Museum of Los Angeles	8,500	8,500		
Earthways Foundation	5,500	5,500		
Encino Chamber of Commerce & CA Traditional Music Society	6,000	6,000		
South Robertson Neighborhood Council Inc	7,500	7,500		
Friends of the Family	12,000	12,000		
Promoting Israel Publicity & Education	11,500	11,500		
Fourth of July Celebration at Hansen Dam	6,000	6,000		
Communities in Schools, SFV, Inc	7,000	7,000		
Mission College in Association with Tia Chucha Centro Cultural	7,000	7,000		
Community Build Inc	7,000	7,000		
South Park Neighborhood Center	6,500	6,500		
Salvadoran American National Association	7,000	7,000		
Nisei Week Foundation	6,000	6,000		
Musfed in Association with A Place Called Home	5,500	5,500		
Yiddishkeit Los Angeles	6,000	6,000		
Sankofa Empowerment Movement	5,500	5,500		
L.A. Korean Festival Foundation	6,000	6,000		
Central American Resource Center - Los Angeles	6,500	6,500		
St. Elmo Village	7,500	7,500		
Sunnyside/Tongva Springs Foundation	8,500	8,000		
Venice Chamber of Commerce	7,500	7,500		
International Eye, Los Angeles	7,500	7,500		
Granada Hills Chamber of Commerce	6,500	6,500		
Hyde Association of Los Angeles	6,500	6,500		

CULTURAL AFFAIRS DEPARTMENT
SPECIAL APPROPRIATIONS

	Mayor's Proposal Budget Appropriation 2006-07	Council Changes Budget Appropriation 2006-07	Mayor's Changes Budget Appropriation 2006-07	Final Budget Appropriation 2006-07
OUTDOOR FESTIVALS AND PARADES (Continued)				
Sunset Junction Neighborhood Alliance	$ 10,000	$ 10,000		
Cuba Culture Foundation, Inc.	8,000	8,000		
Mt. Washington Preschool Children's Center	6,000	6,000		
Women's Twentieth Century Club & Eagle Rock Cultural Center	8,000	8,000		
Art in the Park Community Culture Program	9,000	9,000		
Watts Summer Festival	8,000	8,000		
TBD	7,391	0		
TBD	5,000	0		
TBD	5,000	0		
Angel's Gate Cultural Center	--	6,900		
One Child One Village Foundation	--	4,300		
Watts Labor Community Action Committee	--	3,391		
Watts Towers Community Action Council	--	4,300		
Center for Cultural Innovation	60,000	60,000		
TOTAL - SPECIAL II[2]	$ 1,392,391	$ 1,592,991		
TOTAL SPECIALS I and II	$ 3,713,884	$ 3,713,884		
SPECIAL III - CITYWIDE/REGIONAL ARTS SUPPORT				
Bridge Gallery	$ 20,000	$ 20,000		
Electronic Arts Classrooms	300,000	300,000		
Murals Maintenance and Preservation	10,000	10,000		
Eighteenth Street Arts Center	35,000	35,000		
Matching Grant Program	65,000	65,000		
REGIONAL ARTS ASSISTANCE/ARTISTS - IN RESIDENCE	$ 300,000	$ 300,000		
Hernando Lima	10,000	10,000		
Tina Dunkelman	10,000	10,000		
Helen Lessick	10,000	10,000		
Stacey Jack	10,000	10,000		
Sam Robinson	10,000	10,000		
Radha Carman	10,000	10,000		
Sri Susilowati	10,000	10,000		
J. Michael Walker	10,000	10,000		
Debra Kronin	10,000	10,000		
Barbara Rotstein	10,000	10,000		
Alberto Domínguez	10,000	0		
Adell Scotch	--	10,000		
Kristine Wong	10,000	10,000		
Ted Garde	10,000	10,000		
Barry Stoks	10,000	10,000		
Allyson Allen	10,000	10,000		
Kyungmi Shim	10,000	10,000		
Wakana Maeyagi	10,000	10,000		
Jacqueline Dresger	10,000	10,000		
Barbara H. Clark	10,000	10,000		

CULTURAL AFFAIRS DEPARTMENT
SPECIAL APPROPRIATIONS

	Mayor's Proposal Budget Appropriation 2006-07	Council Changes Budget Appropriation 2006-07	Mayor's Changes Budget Appropriation 2006-07	Final Budget Appropriation 2006-07
REGIONAL ARTS ASSISTANCE/ARTISTS - IN RESIDENCE (Continued)				
Phil Ramolin	10,000	10,000		
Vibal Vergonzal	10,000	10,000		
Leilani Chan	10,000	10,000		
Maria E. Bodman	10,000	10,000		
Baldwyn Lawrence	10,000	10,000		
Andre Burke	10,000	10,000		
Cecilia Fras	10,000	10,000		
Perry Ong	10,000	10,000		
Michael Rogers	10,000	10,000		
Gail Brown	10,000	10,000		
Keith Cross	10,000	10,000		
TOTAL - SPECIAL 3rd	$ 730,000	$ 730,000		
TOTAL SPECIALS I, II and III	$ 1,443,084	$ 1,443,084		

FOOTNOTES

1. "Special I" cultural services are distributed throughout the City of Los Angeles. All "Special Events I" awarded should be recommended through the Peer Panel/Allocations Committee Review Process. The General Manager will submit the list of approved items to the Controller along with its submission of its Expenditure Plan in July each year. For Category J, the Regional Arts category, and for which the awards are determined on quarterly deadlines, the Department will submit a report to the Controller every four months listing the contractors and amounts.

The inclusion of items in the "Special Events I" portion of the Cultural Affairs Budget shall, at the time of final action on the Budget, constitute an instruction to the Department to draft the appropriate contracts. The General Manager is authorized and directed to execute such contracts on behalf of the City, provided that the fund has achieved expected revenue projections. Interim appropriations to the "Special Events I" portion of the Cultural Affairs Department budget are directed to be handled in a like manner. In view of the nature of Special Events, when a contract is required, it is more feasible to contract for services than to use City employees on a temporary basis.

2. The "Special Events II" portion of the Cultural Affairs Budget shall, at the time of final action on the Budget, constitute an instruction to the General Manager to draft any necessary and appropriate contracts. The General Manager is authorized and directed to execute such contracts and, subject to the prior review and approval by the City Attorney as to form and legality, to expend the funds authorized for presentation of the identified events upon proper demand to the Controller and in cooperation with other participating City departments and agencies. If the total funds to be expended for a Special II event exceed 10% percent of the appropriation, or if the type of service is to be changed, the General Manager shall obtain additional authority from the Mayor and City Council before proceeding. Interim appropriations to the "Special Events II" portion of the Budget are directed to be handled in a like manner. In view of the nature of Special Events, when a contract is required, it is more feasible to contract for services than to use City employees on a temporary basis.

3. For each project contained within the Special Events I, Special Events II and Special Events III categories, the General Manager shall provide to Council a quarterly report detailing, by line item, all expenditures including the amount originally appropriated, the balance remaining and, in the quarter it becomes available, final close-out information to provide a consistent reporting format for all Special funded Department sponsored activities.

4. All instruction programs conducted by the Cultural Affairs Department are to be limited to residents of the City of Los Angeles.

5. Events previously funded by the Arts and Cultural Services and Facilities Trust Fund and now eligible for funding by the Arts Development Fee Trust Fund.

6. The General Manager of Cultural Affairs Department is instructed to submit the allocation of funds to Council for approval, prior to the execution of any contracts.

7. The General Manager of Cultural Affairs Department shall not spend money on items or projects not approved by Mayor and/or Council.

8. The General Manager of Cultural Affairs Department is instructed to obtain approval from the City Administrative Officer and Mayor and/or Council as required for all transfers.

El Pueblo de Los Angeles

	Mayor's Proposal Budget Appropriation 2006-07	Council Changes Budget Appropriation 2006-07	Mayor's Changes Budget Appropriation 2006-07	Final Budget Appropriation 2006-07
EXPENDITURES AND APPROPRIATIONS				
Salaries				
Salaries General	1,294,469	1,345,740	-	-
Salaries As-Needed	194,509	194,509	-	-
Overtime General	4,500	4,500	-	-
Total Salaries	1,493,478	1,544,749	-	-
Expense				
Communications	10,700	10,700	-	-
Printing and Binding	18,156	18,156	-	-
Contractual Services	23,500	23,500	-	-
Maintenance Materials,Supplies & Services	20,000	20,000	-	-
Transportation	6,000	6,000	-	-
Water and Electricity	278,500	278,500	-	-
Litigation	8,000	8,000	-	-
Office and Administrative	19,520	19,520	-	-
Operating Supplies	41,100	41,100	-	-
Merchandise for Resale (El Pueblo)	9,600	9,600	-	-
Special Events (El Pueblo)	61,500	61,500	-	-
Total Expense	496,576	496,576	-	-
Total El Pueblo de Los Angeles	1,990,054	2,041,325	-	-
SOURCES OF FUNDS				
El Pueblo de L A Hist. Mon. Rev. Fund (Sch. 43)	1,990,054	2,041,325	-	-
Total Funds	1,990,054	2,041,325	-	-

Emergency Preparedness

	Mayor's Proposal Budget Appropriation 2006-07	Council Changes Budget Appropriation 2006-07	Mayor's Changes Budget Appropriation 2006-07	Final Budget Appropriation 2006-07
EXPENDITURES AND APPROPRIATIONS				
Salaries				
Salaries General	1,332,981	1,406,831	-	-
Overtime General	4,500	4,500	-	-
Total Salaries	1,337,481	1,411,331	-	-
Expense				
Printing and Binding	4,950	4,950	-	-
Contractual Services	4,990	4,990	-	-
Governmental Meetings	500	500	-	-
Office and Administrative	51,300	29,700	-	-
Operating Supplies	61,000	4,805	-	-
Total Expense	122,740	44,945	-	-
Equipment				
Furniture, Office and Technical Equipment	53,050	-	-	-
Total Equipment	53,050	-	-	-
Total Emergency Preparedness	2,013,271	1,456,276	-	-
SOURCES OF FUNDS				
General Fund	1,702,119	1,145,124	-	-
Disaster Assistance Trust Fund (Sch 37)	311,152	311,152	-	-
Total Funds	2,013,271	1,456,276	-	-

Environmental Affairs

	Mayor's Proposal Budget Appropriations 2006-07	Council Changes Budget Appropriation 2006-07	Mayor's Changes Budget Appropriation 2006-07	Final Budget Appropriation 2006-07
EXPENDITURES AND APPROPRIATIONS				
Salaries				
Salaries General	2,918,436	2,860,031	-	-
Salaries As-Needed	23,836	23,836	-	-
Overtime General	5,000	5,000	-	-
Total Salaries	2,943,272	2,888,867	-	-
Expense				
Printing and Binding	14,970	14,970	-	-
Travel	1,500	1,500	-	-
Contractual Services	157,170	157,170	-	-
Transportation	1,000	1,000	-	-
Governmental Meetings	-	-	-	-
Uniforms	2,000	2,000	-	-
Office and Administrative	26,229	26,229	-	-
Operating Supplies	2,000	2,000	-	-
Total Expense	304,869	204,869	-	-
Total Environmental Affairs	3,248,141	3,093,736	-	-
SOURCES OF FUNDS				
General Fund	1,969,717	1,917,592	-	-
Stormwater Pollution Abatement Fund (Sch. 7)	236,099	184,964	-	-
Mobile Source Air Poll. Reduction Fund (Sch. 10)	696,287	645,152	-	-
Sewer Operation & Maintenance (Sch. 14)	346,038	345,028	-	-
Environmental Affairs Trust Fund (Sch. 29)	-	-	-	-
Total Funds	3,248,141	3,093,736	-	-

Ethics Commission

	Mayor's Proposal Budget Appropriation 2006-07	Council Changes Budget Appropriation 2006-07	Mayor's Changes Budget Appropriation 2006-07	Final Budget Appropriation 2006-07
EXPENDITURES AND APPROPRIATIONS				
Salaries				
Salaries General	2,211,565	2,260,306	-	-
Salaries As-Needed	17,500	17,500	-	-
Overtime General	900	900	-	-
Total Salaries	2,229,965	2,278,706	-	-
Expense				
Printing and Binding	15,125	15,125	-	-
Travel	1,600	1,600	-	-
Contractual Services	370,115	370,115	-	-
Office and Administrative	104,113	104,113	-	-
Total Expense	490,953	490,953	-	-
Equipment				
Furniture, Office and Technical Equipment	-	-	-	-
Total Equipment	-	-	-	-
Total Ethics Commission	2,720,918	2,769,659	-	-
SOURCES OF FUNDS				
City Ethics Commission Fund (Sch. 30)	2,720,918	2,769,659	-	-
Total Funds	2,720,918	2,769,659	-	-

Fire

	Mayor's Proposal Budget Appropriation 2006-07	Council Changes Budget Appropriation 2006-07	Mayor's Changes Budget Appropriation 2006-07	Final Budget Appropriation 2006-07
EXPENDITURES AND APPROPRIATIONS				
Salaries				
Salaries General	21,952,696	21,731,065	-	-
Salaries Sworn	335,205,363	333,938,940	-	-
Sworn Bonuses	3,795,995	3,797,469	-	-
Unused Sick Time	3,681,709	3,681,709	-	-
Salaries As-Needed	100,000	100,000	-	-
Overtime General	696,619	696,619	-	-
Overtime Sworn	4,620,092	4,629,092	-	-
Overtime Constant Staffing	107,313,603	107,313,603	-	-
Overtime Variable Staffing	10,725,676	10,725,676	-	-
Total Salaries	488,011,713	496,524,173	-	-
Expense				
Printing and Binding	347,105	347,105	-	-
Travel	23,070	23,070	-	-
Construction Expense	223,755	223,755	-	-
Contractual Services	2,877,731	2,877,731	-	-
Contract Brush Clearance	1,500,000	1,500,000	-	-
Field Equipment Expense	3,197,055	3,197,055	-	-
Investigations	5,400	5,400	-	-
Petroleum Products	-	-	-	-
Rescue Supplies and Expense	2,567,597	2,567,597	-	-
Transportation	3,156	3,156	-	-
Uniforms	4,568,691	4,508,599	-	-
Water Control Devices	576,050	576,050	-	-
Office and Administrative	2,376,297	2,305,283	-	-
Operating Supplies	4,175,418	4,161,618	-	-
Total Expense	22,541,648	22,356,832	-	-
Equipment				
Furniture, Office and Technical Equipment	485,000	486,000	-	-
Transportation Equipment	33,465	33,465	-	-
Other Operating Equipment	-	-	-	-
Total Equipment	519,465	519,465	-	-
Special				
Communication Services	29,000	9,450	-	-
Total Special	29,000	9,450	-	-
Total Fire	511,101,826	509,409,920	-	-

Fire

	Mayor's Proposal Budget Appropriation 2006-07	Council Changes Budget Appropriation 2006-07	Mayor's Changes Budget Appropriation 2006-07	Final Budget Appropriation 2006-07
SOURCES OF FUNDS				
General Fund	504,465,323	502,773,417	-	-
Local Public Safety Fund (Sch. 17)	6,000,000	6,000,000	-	-
Fire Hydrant Install Fund (Sch. 29)	636,503	636,503	-	-
Targeted Destination Ambulance Services (Sch.29)	-	-	-	-
Total Funds	511,101,826	509,409,920	-	-

General Services

	Mayor's Proposal Budget Appropriation 2006-07	Council Changes Budget Appropriation 2006-07	Mayor's Changes Budget Appropriation 2006-07	Final Budget Appropriation 2006-07
EXPENDITURES AND APPROPRIATIONS				
Salaries				
Salaries General	121,831,070	121,672,876	-	-
Salaries, Construction Projects	650,363	659,383	-	-
Salaries As-Needed	3,314,197	3,314,197	-	-
Overtime General	3,266,763	3,266,763	-	-
Overtime Construction	50,000	50,000	-	-
Hiring Hall Salaries	4,546,423	4,546,423	-	-
Hiring Hall Construction	1,161,117	1,161,117	-	-
Benefits Hiring Hall	1,278,286	1,278,286	-	-
Benefits Hiring Hall Construction	226,186	226,186	-	-
Overtime Hiring Hall	29,130	29,130	-	-
Overtime Hiring Hall Construction	12,730	12,730	-	-
Total Salaries	136,405,091	136,246,091	-	-
Expense				
Printing and Binding	131,764	131,764	-	-
Travel	200,200	200,200	-	-
Construction Expense	19,646	19,646	-	-
Contractual Services	16,948,421	16,948,421	-	-
Field Equipment Expense	22,648,614	22,648,614	-	-
Maintenance Materials,Supplies & Services	6,157,349	6,157,349	-	-
Custodial Supplies	1,191,792	1,191,792	-	-
Construction Materials	868,878	868,878	-	-
Petroleum Products	28,589,709	28,549,709	-	-
Transportation	50,153	50,153	-	-
Utilities Expense Private Company	6,062,302	6,062,302	-	-
Marketing	19,442	19,442	-	-
Governmental Meetings	-	-	-	-
Uniforms	447,721	447,721	-	-
Laboratory Testing Expense	401,157	401,157	-	-
Office and Administrative	575,167	575,167	-	-
Operating Supplies	1,591,726	1,591,726	-	-
Leasing	23,328,874	23,473,074	-	-
Total Expense	108,810,115	108,916,115	-	-
Equipment				
Furniture, Office and Technical Equipment	29,500	29,500	-	-
Transportation Equipment	1,606,000	1,606,000	-	-

General Services

	Mayor's Proposal Budget Appropriation 2006-07	Council Changes Budget Appropriation 2006-07	Mayor's Changes Budget Appropriation 2006-07	Final Budget Appropriation 2006-07
EXPENDITURES AND APPROPRIATIONS				
Equipment				
Other Operating Equipment	2,500	2,500	-	-
Total Equipment	1,638,000	1,638,000	-	-
Special				
Mail Services	4,679,177	4,679,177	-	-
Construction Projects Contingency	36,047	36,047	-	-
Total Special	4,715,224	4,715,224	-	-
Total General Services	251,568,430	251,514,430	-	-
SOURCES OF FUNDS				
General Fund	215,796,673	215,821,673	-	-
Solid Waste Resources Revenue Fund (Sch. 2)	23,002,676	23,002,676	-	-
Special Gas Tax Street Improvement Fund (Sch 5)	607,070	607,070	-	-
Stormwater Pollution Abatement Fund (Sch. 7)	322,198	322,198	-	-
Special Parking Revenue Fund (Sch. 11)	-	-	-	-
Sewer Operation & Maintenance (Sch. 14)	4,551,509	4,551,509	-	-
Sewer Capital (Sch. 14)	1,016,872	1,016,872	-	-
Convention Center Revenue Fund (Sch. 16)	1,097,132	1,097,132	-	-
St. Light. Maint. Assessment Fund (Sch. 19)	1,958,352	1,958,352	-	-
Telecom. Development Acct. (Sch. 20)	353,217	353,217	-	-
City Employees Ridesharing Fund (Sch. 28)	403,604	403,604	-	-
General Services Trust (Sch. 29)	359,786	359,786	-	-
Procurement Reengineering Trust Fund (Sch.32)	-	-	-	-
Disaster Assistance Trust Fund (Sch 37)	-	-	-	-
Bldg and Safety Enterprise Fund (Sch. 40A)	245,051	166,051	-	-
El Pueblo de L.A Hist. Mon. Rev. Fund (Sch. 43)	1,679,070	1,679,070	-	-
Zoo Enterprise Trust Fund (Sch. 44)	175,000	175,000	-	-
Citywide Recycling Fund (Sch. 51)	-	-	-	-
Total Funds	251,568,430	251,514,430	-	-

Housing Department

	Mayor's Proposal Budget Appropriation 2006-07	Council Changes Budget Appropriation 2006-07	Mayor's Changes Budget Appropriation 2006-07	Final Budget Appropriation 2006-07
EXPENDITURES AND APPROPRIATIONS				
Salaries				
Salaries General	37,166,968	37,166,968	-	-
Salaries As-Needed	174,281	174,281	-	-
Overtime General	106,417	106,417	-	-
Total Salaries	37,447,666	37,447,666	-	-
Expense				
Printing and Binding	171,461	171,461	-	-
Travel	19,361	19,361	-	-
Contractual Services	3,300,509	4,265,509	-	-
Transportation	209,689	209,689	-	-
Governmental Meetings	-	-	-	-
Office and Administrative	736,963	736,963	-	-
Operating Supplies	-	-	-	-
Leasing	2,434,569	2,434,569	-	-
Total Expense	6,880,541	7,037,541	-	-
Equipment				
Furniture, Office and Technical Equipment	181,533	181,533	-	-
Total Equipment	181,533	181,533	-	-
Special				
Displaced Tenant Relocation	500,000	500,000	-	-
Total Special	500,000	500,000	-	-
Total Housing Department	45,009,740	45,166,740	-	-
SOURCES OF FUNDS				
Community Development Trust Fund (Sch. 8)	7,727,635	7,727,635	-	-
HOME Invest. Partnerships Program Fund (Sch. 9)	8,033,240	8,033,240	-	-
Rent Stabilization Trust Fund (Sch. 23)	7,858,549	8,815,549	-	-
Housing Opp. for Persons with AIDS (Sch. 41)	271,990	271,990	-	-
Code Enforcement Trust Fund (Sch. 42)	21,067,695	21,067,695	-	-
Municipal Housing Finance Fund (Sch. 48)	670,000	670,000	-	-
Affordable Housing Trust Fund (Sch. 50)	1,380,631	1,380,631	-	-
Total Funds	45,009,740	45,166,740	-	-

Human Relations Commission

	Mayor's Proposed Budget Appropriation 2006-07	Council Changes Budget Appropriation 2006-07	Mayor's Changes Budget Appropriation 2006-07	Final Budget Appropriation 2006-07
EXPENDITURES AND APPROPRIATIONS				
Salaries				
Salaries General	1,149,280	1,148,611	-	-
Salaries As-Needed	20,017	20,017	-	-
Total Salaries	1,169,297	1,168,628	-	-
Expense				
Printing and Binding	20,000	20,000	-	-
Contractual Services	130,000	79,797	-	-
Transportation	3,500	3,500	-	-
Office and Administrative	31,455	31,455	-	-
Total Expense	184,955	134,752	-	-
Equipment				
Furniture, Office and Technical Equipment	-	-	-	-
Total Equipment	-	-	-	-
Total Human Relations Commission	1,354,252	1,303,380	-	-
SOURCES OF FUNDS				
General Fund	1,354,252	1,303,380	-	-
Total Funds	1,354,252	1,303,380	-	-

Information Technology Agency

	Mayor's Proposal Budget Appropriation 2006-07	Council Changes Budget Appropriation 2006-07	Mayor's Changes Budget Appropriation 2006-07	Final Budget Appropriation 2006-07
EXPENDITURES AND APPROPRIATIONS				
Salaries				
Salaries General	61,664,566	61,664,566	-	-
Salaries As-Needed	341,476	341,476	-	-
Overtime General	1,544,287	1,544,287	-	-
Hiring Hall Salaries	174,227	174,227	-	-
Overtime Hiring Hall	20,000	20,000	-	-
Total Salaries	63,744,556	63,744,556	-	-
Expense				
Printing and Binding	209,569	209,569	-	-
Travel	3,500	3,500	-	-
Contractual Services	20,266,973	20,266,973	-	-
Transportation	3,345	3,345	-	-
Office and Administrative	2,208,412	2,208,412	-	-
Operating Supplies	3,225,040	3,225,040	-	-
Total Expense	25,916,844	25,916,844	-	-
Equipment				
Furniture, Office and Technical Equipment	1,359,675	1,359,675	-	-
Total Equipment	1,359,675	1,359,675	-	-
Special				
Communication Services	23,649,691	**24,040,691**	-	-
Equipment Lease and Acquisition	721,082	721,082	-	-
Total Special	24,370,773	**24,761,773**	-	-
Total Information Technology Agency	115,431,650	**115,822,650**	-	-
SOURCES OF FUNDS				
General Fund	111,119,226	**111,510,226**	-	-
Community Development Trust Fund (Sch. 8)	-	-	-	-
Sewer Operation & Maintenance (Sch. 14)	130,465	130,465	-	-
St. Light. Maint. Assessment Fund (Sch. 19)	88,579	88,579	-	-
Telecom. Development Acct. (Sch. 20)	2,812,534	2,812,534	-	-
Workforce Investment Act Fund (Sch. 22)	-	-	-	-
Bldg and Safety Enterprise Fund (Sch. 40A)	1,126,545	1,126,545	-	-
Zoo Enterprise Trust Fund (Sch. 44)	154,331	154,331	-	-
Total Funds	115,431,650	**115,822,650**	-	-

Personnel

	Mayor's Proposal Budget Appropriation 2006-07	Council Changes Budget Appropriation 2006-07	Mayor's Changes Budget Appropriation 2006-07	Final Budget Appropriation 2006-07
EXPENDITURES AND APPROPRIATIONS				
Salaries				
Salaries General	34,410,046	34,384,665	-	-
Grant Reimbursed	42,879	42,879	-	-
Salaries As-Needed	1,894,529	1,894,529	-	-
Overtime General	228,516	228,516	-	-
Total Salaries	36,576,569	36,550,589	-	-
Expense				
Printing and Binding	398,233	398,233	-	-
Travel	105,600	105,600	-	-
Contractual Services	23,550,972	23,550,972	-	-
Medical Supplies	463,969	463,969	-	-
Transportation	149,229	149,229	-	-
Oral Board Expense	23,000	23,000	-	-
Office and Administrative	1,917,573	1,917,573	-	-
Total Expense	26,627,566	26,627,566	-	-
Equipment				
Furniture, Office and Technical Equipment	40,000	40,000	-	-
Total Equipment	40,000	40,000	-	-
Special				
Training Expense	472,399	472,399	-	-
Employee Service Pins	7,200	7,200	-	-
Employee Transit Subsidy	1,459,576	1,459,576	-	-
Total Special	1,939,175	1,939,175	-	-
Total Personnel	65,183,310	65,157,330	-	-
SOURCES OF FUNDS				
General Fund	59,604,438	59,578,458	-	-
Mobile Source Air Poll. Reduction Fund (Sch. 10)	655,300	655,300	-	-
Sewer Operation & Maintenance (Sch. 14)	336,209	336,209	-	-
Workforce Investment Act Fund (Sch. 22)	-	-	-	-
City Employees Ridesharing Fund (Sch. 28)	2,388,363	2,388,363	-	-
V.F. Gap Loan Financing Proceeds Fund (Sch 52)	1,050,000	1,050,000	-	-
Efficiency and Police Hires Fund (Sch. 53)	1,250,000	1,250,000	-	-
Total Funds	65,183,310	65,157,330	-	-

Planning

	Mayor's Proposal Budget Appropriation 2006-07	Council Changes Budget Appropriation 2006-07	Mayor's Changes Budget Appropriation 2006-07	Final Budget Appropriation 2006-07
EXPENDITURES AND APPROPRIATIONS				
Salaries				
Salaries General	21,423,566	23,626,937	-	-
Salaries As-Needed	20,000	20,000	-	-
Overtime General	184,500	184,500	-	-
Total Salaries	21,626,066	23,831,437	-	-
Expense				
Printing and Binding	57,417	57,417	-	-
Construction Expense	-	-	-	-
Contractual Services	2,060,670	1,996,670	-	-
Transportation	1,735	1,735	-	-
Governmental Meetings	-	-	-	-
Office and Administrative	505,903	505,903	-	-
Operating Supplies	176,384	176,384	-	-
Total Expense	2,802,189	2,797,189	-	-
Equipment				
Furniture, Office and Technical Equipment	321,166	321,166	-	-
Total Equipment	321,166	321,166	-	-
Total Planning	24,831,420	26,949,792	-	-
SOURCES OF FUNDS				
General Fund	19,856,254	21,968,626	-	-
Stormwater Pollution Abatement Fund (Sch. 7)	75,472	75,472	-	-
Community Development Trust Fund (Sch. 8)	205,605	205,605	-	-
HOME Invest. Partnerships Program Fund (Sch. 9)	58,142	58,142	-	-
Sewer Operation & Maintenance (Sch. 14)	108,129	108,129	-	-
City Planning Systems Develop. Fund (Sch. 29)	3,976,758	3,976,758	-	-
Bldg and Safety Enterprise Fund (Sch. 40A)	553,056	553,056	-	-
Total Funds	24,831,420	26,949,792	-	-

Police

	Mayor's Proposal Budget Appropriation 2006-07	Council Changes Budget Appropriation 2006-07	Mayor's Changes Budget Appropriation 2006-07	Final Budget Appropriation 2006-07
EXPENDITURES AND APPROPRIATIONS				
Salaries				
Salaries General	191,276,072	191,569,036	-	-
Salaries Sworn	849,843,008	849,423,486	-	-
Sworn Bonuses	702,927	702,927	-	-
Salaries As-Needed	1,224,421	1,224,421	-	-
Overtime General	5,718,792	5,718,792	-	-
Overtime Sworn	76,470,000	76,220,000	-	-
Accumulated Overtime	1,500,050	1,500,000	-	-
Total Salaries	1,126,935,268	1,126,357,662	-	-
Expense				
Printing and Binding	1,344,019	1,344,019	-	-
Travel	687,286	687,286	-	-
Ammunition and Tear Bombs	2,009,162	2,009,162	-	-
Contractual Services	13,336,161	13,286,161	-	-
Field Equipment Expense	6,522,466	6,522,466	-	-
Institutional Supplies	976,801	976,801	-	-
Petroleum Products	-	-	-	-
Traffic and Signal	121,008	121,008	-	-
Transportation	74,520	74,520	-	-
Secret Service	533,060	533,060	-	-
Uniforms	3,398,691	3,398,691	-	-
Reserve Officer Expense	480,790	480,790	-	-
Office and Administrative	10,496,521	10,171,456	-	-
Operating Supplies	1,779,253	1,779,253	-	-
Total Expense	41,679,737	41,304,672	-	-
Equipment				
Furniture, Office and Technical Equipment	534,488	614,488	-	-
Transportation Equipment	17,470,954	17,470,954	-	-
Other Operating Equipment	2,914,000	114,000	-	-
Total Equipment	20,919,442	18,199,442	-	-
Total Police	1,189,134,477	1,185,861,776	-	-
SOURCES OF FUNDS				
General Fund	1,123,342,911	1,120,069,610	-	-
Local Public Safety Fund (Sch. 17)	38,358,692	38,358,692	-	-
Supplemental Law Enf Services Fund (Sch. 48)	5,800,000	5,800,000	-	-
VLF Gap Loan Financing Proceeds Fund (Sch 52)	20,041,485	20,041,485	-	-

Police

	Mayor's Proposal Budget Appropriation 2006-07	Council Changes Budget Appropriation 2006-07	Mayor's Changes Budget Appropriation 2006-07	Final Budget Appropriation 2006-07
SOURCES OF FUNDS				
Efficiency and Police Hires Fund (Sch. 63)	791,989	791,989	-	-
Total Funds	1,189,134,477	1,185,961,776	-	-

Bureau of Sanitation

	Mayor's Proposal Budget Appropriation 2006-07	Council Changes Budget Appropriation 2006-07	Mayor's Changes Budget Appropriation 2006-07	Final Budget Appropriation 2006-07
EXPENDITURES AND APPROPRIATIONS				
Salaries				
Salaries General	171,820,403	171,832,734	-	-
Salaries As-Needed	1,284,889	1,284,889	-	-
Overtime General	7,616,404	7,616,404	-	-
Hiring Hall Salaries	477,025	477,025	-	-
Benefits Hiring Hall	144,203	144,203	-	-
Total Salaries	181,356,724	180,555,055	-	-
Expense				
Printing and Binding	567,018	467,018	-	-
Travel	5,000	5,000	-	-
Construction Expense	130,379	135,379	-	-
Contractual Services	13,679,857	10,103,857	-	-
Field Equipment Expense	275,094	275,094	-	-
Transportation	149,428	145,428	-	-
Governmental Meetings	-	-	-	-
Uniforms	757,025	751,716	-	-
Office and Administrative	714,083	293,835	-	-
Operating Supplies	48,827,359	46,727,359	-	-
Total Expense	65,104,244	58,903,886	-	-
Equipment				
Furniture, Office and Technical Equipment	169,457	80,532	-	-
Total Equipment	169,457	80,532	-	-
Total Bureau of Sanitation	246,564,425	239,539,273	-	-
SOURCES OF FUNDS				
General Fund	91,326,431	80,821,259	-	-
Solid Waste Resources Revenue Fund (Sch. 2)	25,405,225	33,705,225	-	-
Stormwater Pollution Abatement Fund (Sch. 7)	12,802,188	12,802,188	-	-
Community Development Trust Fund (Sch. 8)	-	-	-	-
Mobile Source Air Poll. Reduction Fund (Sch. 10)	201,568	201,568	-	-
Sewer Operation & Maintenance (Sch. 14)	95,979,968	95,979,968	-	-
Sewer Capital (Sch. 14)	2,599,947	2,599,947	-	-
Curbside Recycling Trust Fund (Sch. 29)	1,540,833	1,540,833	-	-
Integrated Solid Waste Mgt Fund (Sch. 29)	487,672	87,672	-	-
Used Oil Collection Fund (Sch. 29)	512,377	392,377	-	-
Landfill Maintenance Special Fund (Sch. 39)	6,960,920	6,960,920	-	-
Household Hazardous Waste Fund (Sch. 39)	1,946,004	1,946,004	-	-

Bureau of Sanitation

	Mayor's Proposal Budget Appropriation 2006-07	Council Changes Budget Appropriation 2006-07	Mayor's Changes Budget Appropriation 2006-07	Final Budget Appropriation 2006-07
SOURCES OF FUNDS				
Citywide Recycling Fund (Sch. 51)	2,669,332	2,399,332	-	-
Total Funds	240,064,425	239,539,273	-	-

Bureau of Street Services

	Mayor's Proposal Budget Appropriation 2006-07	Council Changes Budget Appropriation 2006-07	Mayor's Changes Budget Appropriation 2006-07	Final Budget Appropriation 2006-07
EXPENDITURES AND APPROPRIATIONS				
Salaries				
Salaries General	79,312,606	79,312,606	-	-
Overtime General	8,537,049	8,537,049	-	-
Hiring Hall Salaries	268,479	268,479	-	-
Benefits Hiring Hall	134,235	134,235	-	-
Total Salaries	89,252,269	89,252,269	-	-
Expense				
Printing and Binding	63,367	63,367	-	-
Construction Expense	51,441,273	51,441,273	-	-
Contractual Services	15,434,661	15,434,661	-	-
Field Equipment Expense	2,515,179	2,515,179	-	-
Transportation	552,345	552,345	-	-
Utilities Expense Private Company	838,751	838,751	-	-
Uniforms	21,920	21,920	-	-
Office and Administrative	127,446	127,446	-	-
Operating Supplies	10,947,035	10,947,035	-	-
Total Expense	81,941,976	81,941,976	-	-
Equipment				
Furniture, Office and Technical Equipment	4,260	4,260	-	-
Other Operating Equipment	24,000	24,000	-	-
Total Equipment	28,260	28,260	-	-
Total Bureau of Street Services	170,222,496	170,222,496	-	-
SOURCES OF FUNDS				
General Fund	62,753,379	62,228,379	-	-
Traffic Safety Fund (Sch. 4)	10,154,720	10,154,720	-	-
Special Gas Tax Street Improvement Fund (Sch. 5)	74,317,955	74,317,955	-	-
Stormwater Pollution Abatement Fund (Sch. 7)	6,219,483	6,219,483	-	-
Proposition A Local Transit Fund (Sch. 26)	2,253,939	2,253,939	-	-
Prop. C Anti-Gridlock Transit Fund (Sch. 27)	11,089,626	11,089,626	-	-
Bus Bench Advertising Program Fund (Sch. 29)	143,338	143,338	-	-
Street Banners Trust Fund (Sch. 29)	63,946	63,946	-	-
Street Damage Restoration Fee Fund (Sch. 47)	3,226,130	3,751,110	-	-
Total Funds	170,222,496	170,222,496	-	-

Transportation

	Mayor's Proposal Budget Appropriation 2006-07	Council Changes Budget Appropriation 2006-07	Mayor's Changes Budget Appropriation 2006-07	Final Budget Appropriation 2006-07
EXPENDITURES AND APPROPRIATIONS				
Salaries				
Salaries General	91,848,413	92,025,161	-	-
Salaries As-Needed	9,456,480	9,456,480	-	-
Overtime General	8,324,489	8,374,489	-	-
Total Salaries	109,629,382	109,856,130	-	-
Expense				
Printing and Binding	565,685	565,685	-	-
Construction Expense	223,560	253,560	-	-
Contractual Services	16,650,443	17,511,443	-	-
Field Equipment Expense	1,560,765	1,566,765	-	-
Investigations	81,651	81,651	-	-
Transportation	118,280	118,280	-	-
Utilities Expense Private Company	53,462	53,462	-	-
Paint and Sign Maintenance and Repairs	4,061,154	4,061,154	-	-
Signal Supplies and Repairs	9,456,536	9,756,536	-	-
Governmental Meetings	1,312	1,312	-	-
Uniforms	127,995	127,595	-	-
Office and Administrative	683,675	683,675	-	-
Operating Supplies	44,030	44,030	-	-
Total Expense	33,610,148	34,025,148	-	-
Equipment				
Furniture, Office and Technical Equipment	31,000	31,000	-	-
Total Equipment	31,000	31,000	-	-
Total Transportation	142,279,330	143,713,078	-	-
SOURCES OF FUNDS				
General Fund	112,653,072	114,046,820	-	-
Traffic Safety Fund (Sch. 4)	8,339,267	8,339,267	-	-
Special Gas Tax Street Improvement Fund (Sch 5)	4,473,539	4,473,539	-	-
Mobile Source Air Poll. Reduction Fund (Sch. 10)	452,850	452,850	-	-
Special Parking Revenue Fund (Sch. 11)	28,227	28,227	-	-
Sewer Capital (Sch. 14)	50,314	50,314	-	-
Proposition A Local Transit Fund (Sch. 26)	5,974,039	5,974,039	-	-
Prop. C Anti-Gridlock Transit Fund (Sch. 27)	9,140,865	9,178,865	-	-
Coastal Transportation Corridor Fund (Sch. 29)	288,704	288,704	-	-
West LA Transp. Improv. & Mitigation (Sch 29)	86,024	86,024	-	-
Ventura/Cah Corridor Plan (Sch. 29)	887,150	887,150	-	-

Transportation

	Mayor's Proposal Budget Appropriation 2006-07	Council Changes Budget Appropriation 2006-07	Mayor's Changes Budget Appropriation 2006-07	Final Budget Appropriation 2006-07
SOURCES OF FUNDS				
Warner Center Transportation Develop. (Sch. 29)	68,785	68,785	-	-
Local Transportation Fund (Sch. 34)	17,294	17,294	-	-
Total Funds	142,279,330	143,713,078	-	-

Treasurer

	Mayor's Proposal Budget Appropriation 2006-07	Council Changes Budget Appropriation 2006-07	Mayor's Changes Budget Appropriation 2006-07	Final Budget Appropriation 2006-07
EXPENDITURES AND APPROPRIATIONS				
Salaries				
Salaries General	2,678,619	2,723,619	-	-
Overtime General	5,813	5,813	-	-
Total Salaries	2,684,432	2,729,432	-	-
Expense				
Printing and Binding	6,413	6,413	-	-
Contractual Services	468,102	468,102	-	-
Transportation	6,000	6,000	-	-
Bank Service Fees	1,718,554	1,718,554	-	-
Office and Administrative	81,217	81,217	-	-
Operating Supplies	6,014	6,014	-	-
Total Expense	2,284,300	2,284,300	-	-
Total Treasurer	4,968,732	5,013,732	-	-
SOURCES OF FUNDS				
General Fund	4,472,602	4,517,602	-	-
Sewer Capital (Sch. 14)	496,130	496,130	-	-
Total Funds	4,968,732	5,013,732	-	-

Appropriations to Recreation and Parks Fund

	Mayor's Proposal Budget Appropriation 2006-07	Council Changes Budget Appropriation 2006-07	Mayor's Changes Budget Appropriation 2006-07	Final Budget Appropriation 2006-07
EXPENDITURES AND APPROPRIATIONS				
Special				
Assistance from General Fund	132,833,880	133,077,859	-	-
Assistance from Special Fund	62,622	62,622	-	-
Total Special	132,896,502	133,140,481	-	-
Total Appropriations to Recreation and Parks Fund	132,896,502	133,140,481	-	-
SOURCES OF FUNDS				
General Fund	132,833,880	133,077,859	-	-
El Pueblo de L.A. Hist. Mon. Rev. Fund (Sch. 43)	62,622	62,622	-	-
Total Funds	132,896,502	133,140,481	-	-

2006 Tax & Revenue Anticipation Notes

	Mayor's Proposed Budget Appropriations 2006-07	Council Changes Budget Appropriation 2006-07	Mayor's Changes Budget Appropriation 2006-07	Final Budget Appropriation 2006-07
EXPENDITURES AND APPROPRIATIONS				
Special				
Debt Service - Pensions	290,958,595	290,047,422	-	-
Debt Service - Retirement	358,696,429	360,303,233	-	-
Debt Service - Cash Flow	5,099,988	5,089,988	-	-
Total Special	654,755,012	655,040,643	-	-
Total 2006 Tax & Revenue Anticipation Notes	654,755,012	655,040,643	-	-
SOURCES OF FUNDS				
General Fund	654,755,012	655,040,643	-	-
Total Funds	654,755,012	655,040,643	-	-

Capital Finance Administration Fund

	Mayor's Proposal Budget Appropriation 2006-07	Council Changes Budget Appropriation 2006-07	Mayor's Changes Budget Appropriation 2006-07	Final Budget Appropriation 2006-07
EXPENDITURES AND APPROPRIATIONS				
Special				
Commercial Paper	10,000,000	10,000,000	-	-
Central Library Refunding/Program AT	1,775,433	1,775,433	-	-
Central Library Refunding/Program R	4,856,080	4,856,080	-	-
Convention Center Debt Service	36,155,370	36,815,370	-	-
Debt Service for CDD Projects	472,823	472,823	-	-
Equipment Acquisition Program AC	4,689,620	4,689,620	-	-
Equipment Acquisition Program AX	10,919,729	10,919,729	-	-
Equipment Acquisition Program AL	10,601,366	10,601,366	-	-
Equipment Acquisition Program AM	8,997,483	8,997,483	-	-
Equipment Acquisition Program AN	9,045,199	9,045,199	-	-
General Administration	250,000	250,000	-	-
Pershing Square Program AS	570,950	570,950	-	-
Piper Technical Center Refunding Program T	8,171,391	8,171,391	-	-
Real Property & Equip. Acquisition Project AE	5,021,394	5,021,394	-	-
Refunding 2005 (MICLA AY)	8,813,126	8,813,126	-	-
Real Property Program AR	5,053,081	5,053,081	-	-
Staples Arena Debt Service	3,868,307	3,868,307	-	-
Tritec Halm Theatre (MICLA AK)	3,510,983	3,510,983	-	-
North Valley Station Program AO	1,917,000	1,917,000	-	-
Real Property Program AU	12,434,855	12,434,855	-	-
Trustee Fees	105,000	105,000	-	-
Marvin Braude Program AW	2,220,950	2,220,950	-	-
Total Special	150,948,092	150,598,092	-	-
Total Capital Finance Administration Fund	150,948,092	150,598,092	-	-
SOURCES OF FUNDS				
General Fund	146,272,835	145,922,835	-	-
Special Parking Revenue Fund (Sch. 11)	236,000	236,000	-	-
Pershing Square Trust Fund (Sch. 29)	570,950	570,950	-	-
Staples Arena Special Revenue Fund (Sch. 31)	3,868,307	3,868,307	-	-
Total Funds	150,948,092	150,598,092	-	-

CIEP - Municipal Facilities

	Mayor's Proposal Budget Appropriation 2006-07	Council Changes Budget Appropriation 2006-07	Mayor's Changes Budget Appropriation 2006-07	Final Budget Appropriation 2006-07
EXPENDITURES AND APPROPRIATIONS				
Special				
CIEP -- Municipal Facilities	34,713,543	37,713,543	-	-
Total Special	34,713,543	37,713,543	-	-
Total CIEP - Municipal Facilities	34,713,543	37,713,543	-	-
SOURCES OF FUNDS				
General Fund	17,744,720	20,744,720	-	-
Special Parking Revenue Fund (Sch. 11)	13,026,722	13,026,722	-	-
Park & Rec. Sites & Facilities Fund (Sch. 15)	2,880,101	2,880,101	-	-
St. Light. Maint. Assessment Fund (Sch. 19)	40,000	40,000	-	-
Arts & Cult. Fac. & Services Fund (Sch. 24)	1,352,000	1,352,000	-	-
Total Funds	34,713,543	37,713,543	-	-

General City Purposes

	Mayor's Proposal Budget Appropriation 2006-07	Council Changes Budget Appropriation 2006-07	Mayor's Changes Budget Appropriation 2006-07	Final Budget Appropriation 2006-07
EXPENDITURES AND APPROPRIATIONS				
Special				
Adult Day Care Centers (2)	1,115,857	1,115,857	-	-
Annual City Audit/Single Audit (1)	488,000	488,000	-	-
City Volunteer Effort (2)	495,429	495,429	-	-
City/County Native American Indian Commission	50,000	50,000	-	-
Clean and Green Job Program (2)	1,514,803	1,514,803	-	-
Congregate Meals for Seniors (2)	106,000	106,000	-	-
Council District Community Services	1,500,000	1,500,000	-	-
County Service--Massage Parlor Regulation	130,000	130,000	-	-
Day Laborer Sites (2)	329,734	329,734	-	-
Domestic Abuse Response Teams (5)	500,000	500,000	-	-
Downtown on Ice and Festival of Lights	242,600	242,600	-	-
El Grito	75,000	75,000	-	-
Film LA	572,000	572,000	-	-
Gay and Lesbian Community Service Center	75,000	75,000	-	-
Heritage Month Celebration & Special Events (5)	300,000	400,000	-	-
Home Delivered Meals for Seniors (2)	1,798,845	1,798,845	-	-
Homeless Shelter Program (2)	4,100,000	4,100,000	-	-
Independent Cities Association	5,250	5,250	-	-
LAHSA Downtown Drop-in Center (2)	500,000	500,000	-	-
L.A.'s BEST	2,344,000	2,344,000	-	-
LA SHARES	200,000	300,000	-	-
LA City Arts and Culture Master Plan (5)	250,000	250,000	-	-
Latino Film Festival	100,000	100,000	-	-
League of California Cities	93,635	93,635	-	-
League of California Cities--County Division	1,500	1,500	-	-
Learn to Earn Program	2,000,000	-	-	-
Local Agency Formation Commission (LAFCO)	285,000	285,000	-	-
Local Government Commission	600	600	-	-
Los Angeles Neighborhood Land Trust	100,000	100,000	-	-
Los Angeles Bridges Program (2)	12,618,547	12,618,547	-	-
Los Angeles Council for International Visitors	-	40,000	-	-
Medicare Contributions	29,952,155	29,952,155	-	-
Million Trees Initiative (2)	160,000	160,000	-	-
Monitor Under Consent Decree	1,600,000	1,600,000	-	-
National League of Cities	66,160	66,160	-	-
Office of International Trade (2)	350,000	350,000	-	-
Office of Small Business Services (2)	300,000	300,000	-	-

General City Purposes

	Mayor's Proposal Budget Appropriation 2006-07	Council Changes Budget Appropriation 2006-07	Mayor's Changes Budget Appropriation 2006-07	Final Budget Appropriation 2006-07
EXPENDITURES AND APPROPRIATIONS				
Special				
Official Notices	780,000	780,000	-	-
Official Visits of Dignitaries (3)	100,000	100,000	-	-
Pensions Savings Plans	2,516,520	2,416,520	-	-
Performance Management Unit (2)	900,000	900,000	-	-
Retirement Contributions	13,703,267	13,703,267	-	-
Safer Cities Initiative (5)	320,000	320,000	-	-
Sister Cities International	1,865	1,865	-	-
Social Security Contributions	1,858,560	1,858,560	-	-
South Bay Cities Association	29,149	29,149	-	-
Southern California Association of Governments	272,900	272,900	-	-
Special Fund Fee Waiver Reimbursement (4)	750,000	750,000	-	-
State Annexation Fees	200	200	-	-
United States Conference of Mayors	67,068	67,068	-	-
Westside Cities Council of Governments	-	15,000	-	-
Youth Employment Program (2)	2,050,000	2,050,000	-	-
Total Special	87,619,644	85,724,644	-	-
Total General City Purposes	87,619,644	85,724,644	-	-
SOURCES OF FUNDS				
General Fund	87,070,968	85,075,968	-	-
Forfeited Assets - State of California (Sch. 3)	198,676	198,676	-	-
Arts & Cult. Fac. & Services Fund (Sch. 24)	150,000	150,000	-	-
Citywide Recycling Fund (Sch. 51)	200,000	200,000	-	-
Total Funds	87,619,644	85,724,644	-	-

Human Resources Benefits

	Mayor's Proposal Budget Appropriation 2006-07	Council Changes Budget Appropriation 2006-07	Mayor's Changes Budget Appropriation 2006-07	Final Budget Appropriation 2006-07
EXPENDITURES AND APPROPRIATIONS				
Special				
Workers' Compensation/Rehabilitation	118,000,000	117,800,000	-	-
Civilian FLEX Program	175,000,000	175,000,000	-	-
Supplemental Civilian Union Benefits	4,700,000	4,700,000	-	-
Police Health and Welfare Program	61,394,336	61,394,336	-	-
Fire Health and Welfare Program	32,895,032	32,895,032	-	-
Unemployment Insurance	3,500,000	3,500,000	-	-
Employee Assistance Program	1,084,000	1,084,000	-	-
Total Special	416,473,368	416,073,368	-	-
Total Human Resources Benefits	416,473,368	416,073,368	-	-
SOURCES OF FUNDS				
General Fund	416,473,368	416,073,368	-	-
Total Funds	416,473,368	416,073,368	-	-

Unappropriated Balance

	Mayor's Proposal Budget Appropriation 2006-07	Council Changes Budget Appropriation 2006-07	Mayor's Changes Budget Appropriation 2006-07	Final Budget Appropriation 2006-07
	EXPENDITURES AND APPROPRIATIONS			
Special				
General	-	25,000	-	-
3-1-1 Service Request System	1,320,000	1,120,000	-	-
Alternative Waste Disposal Tech. Study	2,000,000	2,000,000	-	-
Boyle Heights Neighborhood City Hall	407,022	407,022	-	-
Fire - Complaint Resolution Office	360,045	360,045	-	-
GSD - Petroleum Products	9,000,000	9,000,000	-	-
Gang Prevention/Intervention/Reduction Program	2,000,000	2,000,000	-	-
LAPD Consent Decree Program	2,450,000	1,855,018	-	-
Litigation Expense Account	750,000	750,000	-	-
Los Angeles Regional Crime Laboratory	307,356	307,356	-	-
Neighborhood Council Study	500,000	500,000	-	-
New Fire Stations	239,762	239,762	-	-
New Police Facilities	2,000,000	2,000,000	-	-
Outside Counsel Inc. Workers' Comp.	2,700,000	2,700,000	-	-
Peak Hour Construction Program	652,907	652,907	-	-
Training Final Decision Makers of N/C Elections	25,000	25,000	-	-
Water and Electricity	2,200,000	1,371,000	-	-
CCYF - Phase II Special Projects	-	100,000	-	-
Civic Center Master Plan	-	150,000	-	-
Contamination Reduction Program	-	2,456,572	-	-
Emergency Management	-	710,000	-	-
Homeland Security Enhancement Phase II - Fire	-	2,220,001	-	-
Homeland Security Enhancement Phase II - Police	-	1,155,992	-	-
Green Agenda	-	185,429	-	-
Homeless Shelter	-	1,050,000	-	-
Human Trafficking - CSOW	-	49,000	-	-
In-Car Video	-	5,000,000	-	-
Learn and Earn (I)	-	2,000,000	-	-
Left-turn Arrow Signals	-	802,000	-	-
Medical Exams for Sworn Fire Employees	-	800,000	-	-
Medical Services Efficiencies - Personnel	-	25,980	-	-
Nate Holden Performing Arts Center	-	100,000	-	-
Neighborhood Prosecutor Program - School Safety	-	251,077	-	-
One-Stop Permit Center - Charter Schools	-	100,000	-	-
Outside Counsel Oversight Unit	-	479,903	-	-
Pollworker Stipend Phase I	-	522,000	-	-
Senior Services	-	300,000	-	-

Unappropriated Balance

	Mayor's Proposal Budget Appropriation 2006-07	Council Changes Budget Appropriation 2006-07	Mayor's Changes Budget Appropriation 2006-07	Final Budget Appropriation 2006-07
EXPENDITURES AND APPROPRIATIONS				
Special				
Solid Waste Integrated Resource Plan	-	2,758,422	-	-
Total Special	26,772,091	46,597,484	-	-
Total Unappropriated Balance	26,772,091	46,597,484	-	-
SOURCES OF FUNDS				
General Fund	24,772,091	41,054,532	-	-
Stormwater Pollution Abatement Fund (Sch. 7)	-	61,476	-	-
Mobile Source Air Poll. Reduction Fund (Sch. 10)	-	61,476	-	-
Integrated Solid Waste Mgt Fund (Sch. 29)	2,000,000	2,400,000	-	-
Used Oil Collection Fund (Sch. 29)	-	120,000	-	-
Bldg and Safety Enterprise Fund (Sch. 40A)	-	100,000	-	-
Citywide Recycling Fund (Sch. 51)	-	300,000	-	-
Efficiency and Police Hires Fund (Sch. 53)	-	2,500,000	-	-
Total Funds	26,772,091	46,597,484	-	-

WASTEWATER SPECIAL PURPOSE FUND

	Mayor's Proposed Budget Appropriation 2006-07	Council Changes Budget Appropriation 2006-07	Mayor's Changes Budget Appropriation 2006-07	Final Budget Appropriation 2006-07
EXPENDITURES AND APPROPRIATIONS				
Related Costs - City Departments	$ [illegible]	$ [illegible]		
Controller				
Expense	[illegible]	[illegible]		
General Services				
Expense	[illegible]	[illegible]		
Equipment	[illegible]	[illegible]		
Public Works - Contract Administration				
Expense	[illegible]	[illegible]		
Equipment	[illegible]	[illegible]		
Public Works - Engineering				
Expense	[illegible]	[illegible]		
Equipment	[illegible]	[illegible]		
Public Works - Sanitation				
Expense	[illegible]	[illegible]		
Equipment	[illegible]	[illegible]		
Utilities				
Expense	[illegible]	[illegible]		
Operations and Maintenance Reserve	[illegible]	[illegible]		
Insurance Reserve	[illegible]	[illegible]		
DWP Billing/Collection Fee	[illegible]	[illegible]		
Sewer Service Charge Refunds	[illegible]	[illegible]		
Bond Issuance Costs	[illegible]	[illegible]		
Bond Redemption and Interest				
Repayment of State Revolving Fund Loans	[illegible]	[illegible]		
Series 1997 A	[illegible]	[illegible]		
Series 1998 A & B	[illegible]	[illegible]		
Series 1998 C	[illegible]	[illegible]		
Series 1999 A	[illegible]	[illegible]		
Series 2001 A-D	[illegible]	[illegible]		
Series 2002 A	[illegible]	[illegible]		
Series 2003 A Subordinate	[illegible]	[illegible]		
Series 2003 A	[illegible]	[illegible]		
Series 2003 B	[illegible]	[illegible]		
Series 2003 B Subordinate	[illegible]	[illegible]		
Series 2005 A	[illegible]	[illegible]		
Series 2006 A-D	[illegible]	[illegible]		
Commercial Paper	[illegible]	[illegible]		
Total Wastewater Special Purpose Fund	$ [illegible]	$ [illegible]		

SOURCE OF FUNDS

Sewer Construction and Maintenance Fund (Schedule 14)	$ [illegible]	$ [illegible]		
Total Funds	$ [illegible]	$ [illegible]		

For the purpose of the budget, "Total Wastewater Special Purpose Fund $ 382,172,923" is considered the appropriation form to pay indirect costs including General City Overhead, capital, equipment and special costs for City departments, offices and bureaus and to fund an operation and maintenance reserve and pay bond redemption and interest for Wastewater System Revenue Bonds. The departments and bureaus listed above and the City Controller and Director, Bureau of Accounting are authorized to make payments as appropriate. The details printed above are reference used in arriving at the total appropriation and are not to be considered separate items of appropriation. Pay all personnel work for information.

Other Special Purpose Funds

	Mayor's Proposal Budget Appropriation 2006-07	Council Changes Budget Appropriation 2006-07	Mayor's Changes Budget Appropriation 2006-07	Final Budget Appropriation 2006-07
EXPENDITURES AND APPROPRIATIONS				
Special				
Animal Spay and Neuter Trust Fund	810,000	810,000	-	-
Animal Sterilization Trust Fund	300,000	300,000	-	-
Affordable Housing Trust Fund	8,000,000	8,000,000	-	-
Arts and Cultural Fac. and Services Trust Fund	10,277,000	10,277,000	-	-
Attorney Contacts Panel Fund	2,242,000	2,242,000	-	-
Tax Reform Fund	12,336,124	12,336,124	-	-
Business Improvement District Trust Fund	597,339	597,339	-	-
City Ethics Commission Fund	2,298,964	2,339,705	-	-
El Pueblo Fund	381,060	432,331	-	-
Emergency Operations Fund	183,100	183,100	-	-
Insurance and Bonds Premium Fund	4,394,000	4,394,000	-	-
Los Angeles Zoo Enterprise Trust Fund	10,611,994	10,611,994	-	-
Neighborhood Empowerment Fund	5,960,661	5,960,661	-	-
Matching Campaign Funds	2,647,188	2,647,188	-	-
Total Special	62,030,430	62,290,442	-	-
Total Other Special Purpose Funds	62,030,430	62,290,442	-	-
SOURCES OF FUNDS				
General Fund	62,030,430	62,290,442	-	-
Total Funds	62,030,430	62,290,442	-	-

BUDGETARY DEPARTMENTS
FOOTNOTES

The following footnotes refer to these departments and items as listed.

COUNCIL

1. Expenditures shown under "Travel" are to be charged against budget expenditure limitations for involved Council Offices unless approved by majority vote of the Council, or by at least two of the following: President of the Council; Chairperson of the Budget and Finance Committee; Chairperson of the Rules and Elections Committee.

2. "Contingent Expense" account funds are to be apportioned on the basis of $5,000 per Council member, chargeable on a reimbursement basis against the member's expenditure limit. The President of the Council is to have authority to expend up to an additional $5,000 for duties related to that Office. Expenditures on a reimbursement basis will be subject only to the provisions of the Administrative Code and such additional regulations pertaining to the use of these funds as the Council may adopt by resolution of general application.

POLICE DEPARTMENT

The Department has 10,354 authorized sworn positions, but funding is provided for an average of only 9,473 due to the anticipated vacancy rate on July 1, 2006 and the anticipated attrition of 515 officers and hiring of 650 new recruits. **The funding provides a total of 9,485 officers at the end of fiscal year 2006-07.**

Funds provided for Sworn Overtime are not further categorized by individual special purpose line items but constitute a single general overtime pool.

NONDEPARTMENTAL
FOOTNOTES

The following footnotes refer to those funds and items as listed.

TAX AND REVENUE ANTICIPATION NOTES

For purposes of the budget, "Total 2006 Tax & Revenue Anticipation Notes: **$655,040,643**" is considered the appropriated item to pay note debt service payments required by the programs listed. The City Administrative Officer is authorized to make payments for such services.

CAPITAL FINANCE ADMINISTRATION FUND

For purposes of the budget, "Total Capital Finance Administration Fund **$150,598,092**" is considered the appropriated item to pay lease payments and other expenses required by the programs listed. The City Administrative Officer is authorized to make payments for such services.

CAPITAL IMPROVEMENT EXPENDITURE

Construction funds will be provided in future years for projects under design, including the East Valley Senior Citizens Center.

GENERAL CITY PURPOSES

As detailed below, for items in the General City Purposes Budget, administering departments and the City Clerk's Office jointly prepare contracts; administering departments handle contract monitoring and approve payments based on monitoring; and the City Clerk's Office handles the payments and final close-out of contracts.

Inclusion of all items requiring contracts in the General City Purposes Fund shall, at the time of final action on the Budget, constitute an acceptance by the City of the offer made by each of the applicants and an instruction to the City Clerk's Office and the administering department to draft, subject to approval of the City Attorney, the appropriate contracts and present them to the applicants for execution except as detailed below. The Mayor, unless otherwise specified, is authorized and directed to execute such contracts on behalf of the City. The administering departments will monitor the contractor for contract compliance and authorize all payments. Upon written authorization for payment by the administering departments, the City Clerk's Office will prepare all documents required by the Controller for payment under the contracts. The administering departments will perform initial contract close-out reviews to ensure any funds not used by the contractor or used for items not authorized under the contracts are refunded to the City. Upon completion of their close-out review and any necessary action, the administering departments will forward written contract close-out statements with supporting documentation to the City Clerk's Office for final contract close-out. Subsequent to the adoption of the Budget, appropriations to the General City Purposes Fund that require contracts are directed to be handled in a like manner.

1. Annual City Audit/Single Audit: Contract to be executed by the Mayor and President of the City Council.

2. The Controller shall transfer the following items to departments on July 1, 2006:
Adult Day Care Centers, Congregate Meals for Seniors, and Home Delivered Meals for Seniors: To be transferred to the Department of Aging;
Day Laborer, Los Angeles Bridges Program, and Youth Employment Program, ~~Learn and Earn~~: To be transferred to the Community Development Department;

NONDEPARTMENTAL
FOOTNOTES

Homeless Shelter Program and LAHSA Downtown Drop-in Center: To be transferred to the Los Angeles Housing Department;
Office of Small Business Services, City Volunteer Effort, **Domestic Abuse Response Teams**, Performance Management Unit, **Heritage Month Celebrations & Special Events**, and Office of International Trade: To be transferred to the Mayor's Office;
Clean and Green Job Program, Million Trees Initiatives: To be transferred to the Board of Public Works.

3. Official Visits of Dignitaries: To be expended by the City Clerk as authorized and directed by the Mayor and President of the Council. (50% will be expended by the Mayor with no Council approval needed and 50% expended by the Council with no Mayoral concurrence).

4. Special Fund Fee Waiver Reimbursement: Funds are to be used to reimburse departments that have appropriation shortfalls due to special fund revenue losses accrued from fee waivers for development projects or other special fund fees. Any unspent funds will revert to the Reserve Fund at year-end.

5. Domestic Abuse Response Teams, Safer Cities Initiative, and LA City Arts and Culture Master Plan: To be expended by the City Clerk as authorized and directed by the Mayor and President of the Council.

6. Heritage Month Celebrations & Special Events: To be expended by the City Clerk as authorized and directed by the Mayor and President of the Council. ($160,000 will be expended by the Mayor with no Council approval needed and $240,000 will be expended by the Council with no Mayoral concurrence.)

UNAPPROPRIATED BALANCE

1. Learn and Earn: To be jointly administered by the Mayor and Council.

WATER AND ELECTRICITY

For purpose of the budget, "Total Water and Electricity" is considered the appropriated item to reimburse the Department of Water and Power for water and electrical services and for General Services' costs for electricity and water conservation and meter programs. The details printed on the budget pages are estimates used in arriving at the total appropriation for such services and are not to be considered as separate items of appropriation. They are presented solely for information.

OTHER SPECIAL PURPOSE FUNDS

1. Special Parking Revenue Fund: Instruct the Controller to appropriate and transfer funds pursuant to the terms of Council-approved Memorandums of Understanding (MOUs) between the Department of Transportation (DOT) and the General Services Department (GSD) for the maintenance and operation of parking facilities. Such appropriation and transfer of funds will be from the Contractual Services Special Purpose Fund Appropriation of the Special Parking Revenue Fund, Fund 363/94, Account No. 0050, to the General Services Department, Fund 100/40, specific account information to be provided by DOT to the Controller's Office by July 31, 2006.
2. The Emergency Operations Board, as deemed appropriate is authorized to redirect the expenditure of Emergency Operations Fund monies identified in the Adopted FY 2006-07 City Budget in the event grant funds are available.

APPENDIX II

SOLID WASTE RESOURCES REVENUE FUND

	Mayor's Proposal Budget Appropriation 2006-07	Council Changes Budget Appropriation 2006-07	Mayor's Changes Budget Appropriation 2006-07	Final Budget Appropriation 2006-07
REVENUE				
Cash Balance, July 1	$ 22,823,698	$ 22,823,698		
Solid Waste Fee	112,153,000	116,623,800		
Interest	600,000	600,000		
Other	30,000	30,000		
Total Revenue	$ 135,604,698	$ 139,884,698		
APPROPRIATIONS				
General Services	$ 23,002,878	$ 23,002,878		
Sanitation	26,435,925	30,715,225		
Special Purpose Fund Appropriations:				
Debt Service	48,290,000	48,290,000		
Debt Administration	45,000	45,000		
Arbitrage	30,000	30,000		
Sanitation Equipment and Expenses	20,990,000	20,990,000		
Reimbursement to General Fund Costs	15,496,397	15,496,397		
Department of Water and Power Fees	1,315,299	1,315,299		
Total Appropriations	$ 135,604,698	$ 139,884,698		

FORFEITED ASSETS TRUST FUND OF THE

POLICE DEPARTMENT

	Mayor's Proposal Budget Appropriation 2006-07	Council Changes Budget Appropriation 2006-07	Mayor's Changes Budget Appropriation 2006-07	Final Budget Appropriation 2006-07
UNITED STATES DEPARTMENT OF JUSTICE FUNDS				
REVENUE				
Cash Balance, July 1	$ 2,350,314	$ 2,550,314		
Total Revenue	$ 2,350,314	$ 2,550,314		
APPROPRIATIONS				
Special Purpose Fund Appropriations:				
Replacement Computers	$ -	$ 200,000		
Document Imaging System	850,314	850,314		
Supplemental Police Account	1,500,000	1,500,000		
Total Appropriations	$ 2,350,314	$ 2,550,314		
UNITED STATES TREASURY DEPARTMENT FUNDS				
REVENUE				
Cash Balance, July 1	$ 21,236	$ 21,236		
Total Revenue	$ 21,236	$ 21,236		
APPROPRIATIONS				
Special Purpose Fund Appropriations:				
Document Imaging System	$ 21,236	$ 21,236		
Total Appropriations	$ 21,236	$ 21,236		
STATE OF CALIFORNIA FUNDS				
REVENUE				
Cash Balance, July 1	$ 1,853,427	$ 1,976,454		
Total Revenue	$ 1,853,427	$ 1,976,454		
APPROPRIATIONS				
Special Purpose Fund Appropriations:				
Document Imaging System	$ 1,853,427	$ 1,853,427		
Technology Replacement	--	123,027		
Total Appropriations	$ 1,853,427	$ 1,976,454		
STATE SET-ASIDE FUNDS				
REVENUE				
Cash Balance, July 1	$ 297,750	$ 297,750		
Total Revenue	$ 297,750	$ 297,750		
APPROPRIATIONS				
General City Purposes	$ 198,676	$ 198,676		
Special Purpose Fund Appropriations:				
Document Imaging System	99,074	99,074		
Total Appropriations	$ 297,750	$ 297,750		

STORMWATER POLLUTION ABATEMENT FUND

	Mayor's Proposal Budget Appropriation 2006-07	Council Changes Budget Appropriation 2006-07	Mayor's Changes Budget Appropriation 2006-07	Final Budget Appropriation 2006-07
REVENUE				
Cash Balance, July 1	$ 6,834,154	$ 6,834,154		
Less:				
Prior Year's Unexpended Appropriations	3,500,000	3,500,000		
Balance Available, July 1	$ 3,334,154	$ 3,334,154		
Stormwater Pollution Abatement Charge	28,000,000	28,000,000		
Developer Plan Review Fee	300,000	300,000		
Interest	1,172,600	1,172,600		
Grant Reimbursement	1,246,000	1,246,000		
Other	150,000	150,000		
Total Revenue	$ 34,004,754	$ 34,004,754		
APPROPRIATIONS				
Building & Safety	$ 75,729	$ 75,729		
Environmental Affairs	236,000	184,984		
General Services	322,198	322,198		
Planning	75,472	75,472		
Public Works:				
Board Office	195,447	195,447		
Contract Administration	281,000	281,000		
Engineering	4,157,459	4,157,459		
Sanitation	12,002,168	12,002,168		
Street Services	6,219,483	6,219,483		
Unappropriated Balance	--	51,476		
CIEP Physical Plant	3,600,000	3,600,000		
Special Purpose Fund Appropriations:				
Reimbursement of General Fund Costs	4,696,798	4,586,458		
Expense and Equipment	150,000	150,000		
Media Tech Center	100,000	100,000		
Rehabilitation Loan Repayment	250,000	250,000		
Liability Claims	42,000	42,000		
NPDES Permit Compliance	500,000	500,000		
On Call Contractors (Emergency Funds)	1,100,000	1,100,000		
Total Appropriations	$ 34,004,754	$ 34,004,754		

MOBILE SOURCE AIR POLLUTION REDUCTION TRUST FUND

	Mayor's Proposal Budget Appropriation 2006-07	Council Changes Budget Appropriation 2006-07	Mayor's Changes Budget Appropriation 2006-07	Final Budget Appropriation 2006-07
REVENUE				
Cash Balance, July 1	$ 2,975,507	$ 2,975,507		
Less:				
Prior Year's Unexpended Appropriations	1,700,000	1,700,000		
Balance Available, July 1	$ 1,275,507	$ 1,275,507		
Receipts	4,600,000	4,600,000		
Interest	189,600	189,600		
Total Revenue	$ 6,065,107	$ 6,065,107		
APPROPRIATIONS				
Environmental Affairs	$ 686,207	$ 645,152		
Personnel	695,300	695,300		
Public Works:				
Engineering	91,432	91,432		
Sanitation	201,560	201,560		
Transportation	452,850	452,850		
Unappropriated Balance	--	61,476		
Special Purpose Fund Appropriations:				
Air Quality Demonstration Program	250,000	250,000		
Alternate Fuel Fleet Vehicles, Trucks, & Infrastructure	1,544,059	1,544,059		
ATSAC Projects (CIEP)	300,000	300,000		
Bicycle Pilot Program (Various Depts)	100,000	100,000		
Single Audit Contract	10,000	10,000		
Technical Services Contracts	41,000	41,000		
Van Pool Program	292,000	292,000		
Reimbursement of General Fund Costs	1,429,691	1,429,550		
Total Appropriations	$ 6,065,107	$ 6,065,107		

SEWER CONSTRUCTION AND MAINTENANCE FUND

	Mayor's Proposal Budget Appropriation 2006-07	Council Changes Budget Appropriation 2006-07	Mayor's Changes Budget Appropriation 2006-07	Final Budget Appropriation 2006-07
REVENUE				
Cash Balance, July 1	$ 336,972,213	$ 336,972,213		
Less:				
Prior Year's Unexpended Appropriations	200,000,000	200,000,000		
Balance Available, July 1	$ 136,972,213	$ 136,972,213		
Receipts:				
Sewer Service Charges	449,695,000	449,695,000		
Industrial Waste Quality Surcharge	16,400,000	16,400,000		
Sewerage Facilities Charge	8,068,000	8,068,000		
FEMA/OES Reimbursements	12,000,000	12,000,000		
Sewerage Disposal Contracts:				
Operating and Maintenance Charges	15,000,000	15,000,000		
Capital Contribution	22,000,000	22,000,000		
Miscellaneous	1,836,000	1,836,000		
Interest on Idle Funds	16,000,000	16,000,000		
Repayment of Loans	235,000	235,000		
Revenue from Grass Valley Farm	1,900,000	1,900,000		
Reimbursements from Other Departments	1,250,000	1,250,000		
Additional Revenue Debt	120,023,670	128,140,670		
Total Revenue	$ 812,922,883	$ 813,039,883		
APPROPRIATIONS				
Sewer Operation and Maintenance				
Building and Safety	$ 45,349	$ 45,349		
City Administrative Officer	150,756	150,756		
City Attorney	344,731	344,731		
Environmental Affairs	346,038	346,038		
Finance	120,511	120,511		
General Services	4,551,589	4,551,589		
Information Technology Agency	130,485	130,485		
Personnel	335,269	335,269		
Planning	108,129	108,129		
Public Works:				
Board Office	1,984,032	1,984,032		
Sanitation	96,979,968	96,979,968		
Liability Claims	240,000	240,000		
Wastewater Special Purpose Fund:				
Reimbursement of General Fund Costs	41,317,794	41,317,794		
Expense and Equipment:				
General Services	3,079,139	3,079,139		
Sanitation - project related	9,313,000	9,313,000		
Sanitation - operation related	70,150,236	70,150,236		
Utilities	17,439,167	17,439,167		
DWP Billing/Collection Fee	2,980,800	2,980,800		
O&M Reserve	30,999,201	30,999,201		
Insurance Reserve	3,000,000	3,000,000		
Sewer Service Charge Refunds	2,000,000	2,000,000		
Subtotal	$ 284,526,094	$ 284,526,094		

Bond Redemption and Interest

SEWER CONSTRUCTION AND MAINTENANCE FUND

	Mayor's Proposal Budget Appropriation 2006-07	Council Changes Budget Appropriation 2006-07	Mayor's Changes Budget Appropriation 2006-07	Final Budget Appropriation 2006-07
Repayment of State Revolving Fund Loans	$ 9,000,000	$ 9,000,000		
Series 1997-A	4,860,363	4,860,363		
Series 1998-A and B	14,603,563	14,603,563		
Series 1998-C	3,037,875	3,037,875		
Series 1999-A	4,867,938	4,867,938		
Series 2001 A-D	10,603,089	10,603,089		
Series 2002-A	5,360,850	5,360,850		
Series 2003-A Subordinate	17,508,460	17,508,460		
Series 2003-A	9,943,131	9,943,131		
Series 2003-B Subordinate	24,919,400	24,919,400		
Series 2003-B	22,258,200	22,258,200		
Series 2005-A	14,646,958	14,646,958		
Series 2006 A-D	12,911,300	12,911,300		
Commercial Paper	6,000,000	6,000,000		
Subtotal	$ 168,601,445	$ 168,601,445		
Sewer Capital*				
City Administrative Officer	$ 606,598	$ 606,598		
City Attorney	400,116	400,116		
Controller	275,187	275,187		
General Services	1,016,872	1,016,872		
Public Works:				
Board Office	1,309,356	1,309,356		
Contract Administration	7,690,962	7,690,962		
Engineering	38,425,809	38,425,809		
Sanitation	2,599,947	2,599,947		
Street Lighting	59,773	59,773		
Transportation	50,314	50,314		
Treasurer	496,130	496,130		
Capital Improvement Expenditure Program	273,000,000	273,000,000		
Wastewater Special Purpose Fund:				
Reimbursement of General Fund Costs	10,655,485	10,782,485		
Expense and Equipment:				
Contract Administration	275,400	275,400		
Controller	350,000	350,000		
General Services	5,392,229	5,392,229		
Engineering	1,951,747	1,951,747		
Sanitation	4,462,200	4,462,200		
Bond Issuance Costs	1,100,000	1,100,000		
Subtotal	$ 350,756,384	$ 350,912,384		
Total Appropriations	$ 612,927,083	$ 613,039,083		

*Capital related expenditures may be made from the Sewer Capital Fund or from any Sewer Wastewater System Revenue Bonds Construction Fund.

STREET LIGHTING MAINTENANCE ASSESSMENT FUND

	Mayor's Proposal Budget Appropriation 2006-07	Council Changes Budget Appropriation 2006-07	Mayor's Changes Budget Appropriation 2006-07	Final Budget Appropriation 2006-07
REVENUE				
Cash Balance, July 1	$ 16,856,957	$ 16,856,957		
Less:				
Prior Years' unexpended appropriations	8,797,031	8,797,031		
Balance Available July 1	$ 8,061,926	$ 8,061,926		
Receipts:				
Assessments	44,551,000	44,897,566		
Special Assessment 1911 Act	110,000	110,000		
Public Property Lighting Assessment	1,000,000	1,000,000		
Gas Tax reimbursements	--	--		
Reimbursements from other agencies/funds	930,000	930,000		
Damage Claims	235,000	235,000		
Permits and Fees	400,000	400,000		
Maintenance Agreement receipts	184,500	184,500		
Miscellaneous receipts	213,600	213,600		
Total Revenue	$ 53,524,026	$ 53,530,694		
APPROPRIATIONS				
City Clerk	$ 96,433	$ 96,433		
General Services	1,058,362	1,058,362		
Information Technology Agency	88,579	88,579		
Public Works				
Board Office	283,140	283,140		
Contract Administration	304,108	304,108		
Street Lighting	19,273,290	19,273,290		
Capital Improvement Expenditure Program	7,548,000	7,548,000		
Liability Claims	98,000	98,000		
Special Purpose Fund Appropriations				
County Collection Charges	--	196,568		
Energy and Maintenance	14,300,000	14,300,000		
Official Notices	30,000	30,000		
Reimbursement of General Fund Costs	7,047,256	7,047,256		
Tree Trimming	2,000,000	2,000,000		
Unallocated	448,858	448,858		
Total Appropriations	$ 53,524,026	$ 53,530,694		

RENT STABILIZATION TRUST FUND

	Mayor's Proposal Budget Appropriation 2006-07	Council Changes Budget Appropriation 2006-07	Mayor's Changes Budget Appropriation 2006-07	Final Budget Appropriation 2006-07
REVENUE				
Cash Balance, July 1	$ 6,372,950	$ 6,372,950		
Less Prior Years' Unexpended Appropriations	1,107,086	1,107,086		
Balance Available, July 1	$ 5,264,864	$ 5,264,864		
Receipts*	12,624,000	12,624,000		
Total Revenue	$ 16,888,864	$ 16,888,864		
APPROPRIATIONS				
City Attorney	$ 394,304	$ 396,080		
Housing	7,836,848	8,010,912		
Special Purpose Fund Appropriations:				
Reimbursement of General Fund Costs	2,000,000	2,006,045		
Fair Housing	270,000	270,000		
Unallocated*	5,786,808	6,064,817		
Total Appropriations	$ 16,888,864	$ 16,888,864		

* Billing cycle is on calendar year, not fiscal year. The majority of fees are collected in the last half of the fiscal year (January-June), which results in an unallocated balance on June 30th. This balance funds programs between July-December of the following fiscal year.

PROPOSITION C ANTI-GRIDLOCK TRANSIT IMPROVEMENT FUND

	Mayor's Proposal Budget Appropriation 2006-07	Council Changes Budget Appropriation 2006-07	Mayor's Changes Budget Appropriation 2006-07	Final Budget Appropriation 2006-07
REVENUE				
Cash Balance, July 1	$ 22,756,314	$ 22,756,314		
Receipts	59,631,950	59,631,950		
Matching Funds - Reimbursement	19,400,000	19,400,000		
Reimbursements - Other Agencies	500,000	500,000		
Other Miscellaneous Revenue	600,000	600,000		
Interest Transfer from Transportation Grant Fund	2,000,000	2,000,000		
Interest	1,249,200	1,249,200		
Total Revenue	$ 97,138,564	$ 97,138,564		
APPROPRIATIONS				
City Administrative Officer	$ 55,240	$ 55,240		
City Attorney	175,000	175,000		
Mayor	157,000	157,000		
Public Works:				
Contract Administration	146,055	146,055		
Street Lighting	83,620	83,620		
Street Services	11,009,826	11,009,826		
Transportation	9,140,865	9,178,865		
Capital Improvement Expenditure Program	495,000	495,000		
Special Purpose Fund Appropriations:				
Exposition Light Rail Extension	4,700,000	4,700,000		
Bicycle Program	30,000	30,000		
L.A. Neighborhood Initiative	500,000	500,000		
School Bike and Transit Education	250,000	250,000		
Caltrans Maintenance	30,000	30,000		
Railroad Crossing Program	600,000	600,000		
Support Programs				
Bridge Support	2,000,000	2,000,000		
Environmental Studies	50,000	50,000		
Financial Consultant Services	50,000	50,000		
MTA Debt Service	2,356,535	2,356,535		
Reimbursement of Current Fuel Costs	5,261,516	5,261,516		
Second Street Widening	500,000	500,000		
TAMS	1,000,254	1,000,254		
Technology and Communications Equipment	100,000	100,000		
Transportation Grant Fund Work Program	57,334,843	57,276,843		
Training and Travel	10,000	10,000		
Trustee Bond Services	7,000	7,000		
Total Appropriations	$ 97,336,564	$ 97,138,564		

ALLOCATIONS FROM OTHER GOVERNMENTAL AGENCIES AND OTHER SOURCES

	Mayor's Proposal Budget Appropriation 2006-07	Council Changes Budget Appropriation 2006-07	Mayor's Changes Budget Appropriation 2006-07	Final Budget Appropriation 2006-07
Receipts:				
AB 2600 Senior Services Grant	$ 85,624	$ 85,624		
Bicycle License Fund	62,219	62,219		
Bus Bench Advertising Fund	143,338	143,338		
Business Improvement Trust Fund	280,578	280,578		
City Planning Systems Development Fund	5,130,596	5,209,596		
Coastal Transportation Corridor Trust Fund	288,704	288,704		
Cultural Affairs Trust Fund	--	135,000		
Curbside Recycling Trust Fund	1,640,633	1,640,633		
Fire Hydrant Installation and Main Replacement Fund	636,503	636,503		
First and Broadway Child Care Fund	196,152	196,152		
General Services Trust	389,786	389,786		
Integrated Solid Waste Management Fund	2,487,072	2,487,072		
Judgement Obligation Bond Proceeds	1,150,333	1,150,333		
Parking Space Project	570,950	570,950		
Street Banners Trust Fund	63,946	63,946		
SCAG Miscellaneous Revenue	343,606	343,606		
Used Oil Collection Fund	512,377	512,377		
Ventura/Cahuenga Boulevard Corridor Specific Plan Revenue Fund	697,150	697,150		
Warner Center Transportation Trust Fund	88,785	88,785		
West LA Transportation Improvement and Mitigation	95,624	95,624		
Total Receipts	$ 14,815,576	$ 15,025,176		
APPROPRIATIONS				
Aging	$ 85,624	$ 85,624		
City Clerk	200,578	200,578		
Commission on Children, Youth and Families	196,152	196,152		
Cultural Affairs	--	135,000		
Fire	636,503	636,503		
General Services	389,786	389,786		
Planning	3,076,758	3,076,758		
Sanitation	2,640,892	2,126,892		
Street Services	207,284	207,284		
Transportation	1,150,663	1,150,663		
Capital Finance Administration	570,950	570,950		
Judgement Obligation Bond Debt Service	1,150,333	1,150,333		
Unappropriated Balance	2,000,000	2,326,000		
Special Purpose Fund Appropriations:				
Administration - Bicycle License Fund	62,219	62,219		
Lease Payments*	343,606	343,606		
Reimbursement of General Fund Costs	1,253,838	1,232,838		
Total Appropriations	$ 14,815,576	$ 15,025,176		

*The Controller shall transfer $343,606 from the Lease Payment line item and appropriate thereto to the Community Development Fund 100/22 Account 6530 on July 1, 2006

CITY ETHICS COMMISSION FUND

	Mayor's Proposed Budget Appropriation 2006-07	Council Changes Budget Appropriation 2006-07	Mayor's Changes Budget Appropriation 2006-07	Final Budget Appropriation 2006-07
REVENUE				
Cash Balance, July 1	$ 590,398	$ 600,398		
General Fund	2,280,984	2,319,705		
Total Revenue	$ 2,871,382	$ 2,920,103		
APPROPRIATIONS				
Ethics Commission	$ 2,720,918	$ 2,769,639		
Special Purpose Fund Appropriations:				
Ethics Commission (2007-08)	150,444	150,444		
Total Appropriations	$ 2,871,382	$ 2,920,103		

BUILDING AND SAFETY BUILDING PERMIT ENTERPRISE FUND

	Mayor's Proposal Budget Appropriation 2006-07	Council Changes Budget Appropriation 2006-07	Mayor's Changes Budget Appropriation 2006-07	Final Budget Appropriation 2006-07
REVENUE				
Cash Balance, July 1	$ 10,939,856	$ 10,939,856		
Receipts	112,000,000	112,000,000		
Systems Development Surcharge	4,000,000	4,000,000		
Special Services	7,000,000	7,000,000		
Electrical and Mechanical Test Lab Surcharge	90,000	90,000		
Interest	500,000	500,000		
Loan Transfer to General Fund	4,250,000	4,250,000		
Total Revenue	$ 135,364,856	$ 135,364,856		
APPROPRIATIONS				
Building and Safety	$ 92,024,008	$ 94,049,623		
City Administrative Officer	76,540	76,540		
City Clerk	25,000	25,000		
General Services	245,000	166,000		
Information Technology Agency	1,129,515	1,129,515		
Planning	553,096	553,096		
Unappropriated Balance	--	100,000		
Special Purpose Fund Appropriations:				
Systems Development Project Costs	2,914,946	2,914,946		
Special Services Costs	8,800,000	8,800,000		
Accrued Revenue for Special Services Costs	8,148,000	8,148,000		
Test Lab Equipment and Expense	604,000	604,000		
Building and Safety Expense and Equipment	5,000,000	5,000,000		
Building and Safety Training	250,000	250,000		
Building and Safety Lease Costs	4,000,705	4,000,705		
Reserve for Overdisbursed Costs	12,777,477	11,030,341		
Reimbursement of General Fund Costs	27,128,568	27,128,737		
Total Appropriations	$ 135,364,856	$ 135,364,856		

CODE ENFORCEMENT TRUST FUND

	Mayor's Proposed Budget Appropriations 2006-07	Council Changes Budget Appropriation 2006-07	Mayor's Changes Budget Appropriation 2006-07	Final Budget Appropriations 2006-07
REVENUE				
Cash Balance, July 1	$ 6,983,022	$ 6,983,022		
Less Prior Year's Unexpended Appropriations	1,354,448	1,354,448		
Balance Available, July 1	$ 5,628,574	$ 5,628,574		
Receipts	30,404,000	30,404,000		
Interest	313,000	313,000		
Other	295,000	295,000		
Total Revenue	$ 37,340,574	$ 37,340,574		
APPROPRIATIONS				
City Attorney	$ 498,975	$ 320,001		
Housing	21,087,885	21,087,885		
Special Purpose Fund Appropriations:				
Reimbursement of General Fund Costs	7,097,447	7,072,026		
Unallocated[1]	8,756,267	8,860,672		
Total Appropriations	$ 37,340,574	$ 37,340,574		

EL PUEBLO DE LOS ANGELES HISTORICAL MONUMENT REVENUE FUND

	Mayor's Proposal Budget Appropriation 2006-07	Council Changes Budget Appropriation 2006-07	Mayor's Changes Budget Appropriation 2006-07	Final Budget Appropriation 2006-07
REVENUE				
Cash Balance, July 1	$ 41,896	$ 41,896		
General Fund	393,000	432,331		
Receipts	3,300,000	3,309,000		
Total Revenue	$ 3,734,746	$ 3,783,017		
APPROPRIATIONS				
El Pueblo	$ 1,990,064	$ 2,041,325		
General Services	1,679,070	1,679,070		
Recreation and Parks	62,622	62,622		
Total Appropriations	$ 3,731,746	$ 3,783,017		

STREET DAMAGE RESTORATION FEE SPECIAL FUND

	Mayor's Proposal Budget Appropriation 2006-07	Council Changes Budget Appropriation 2006-07	Mayor's Changes Budget Appropriation 2006-07	Final Budget Appropriation 2006-07
REVENUE				
Cash Balance, July 1	$ 3,076,346	$ 3,076,346		
Receipts	3,000,000	2,075,000		
Interest	61,500	61,700		
Total Revenue	$ 6,137,846	$ 5,132,046		
APPROPRIATIONS				
Street Services	$ 3,226,110	$ 3,751,110		
Special Purpose Fund Appropriation				
Reimbursements of General Fund Costs	1,411,736	1,411,736		
Total Appropriations	$ 4,637,846	$ 5,162,846		

TAX REFORM FUND

	Mayor's Proposal Budget Appropriation 2006-07	Council Changes Budget Appropriation 2006-07	Mayor's Changes Budget Appropriation 2006-07	Final Budget Appropriation 2006-07
REVENUE				
Cash Balance, July 1	$ 3,763,104	$ 3,763,104		
Receipts:				
General Fund (3)	12,335,124	12,335,124		
Interest	198,709	198,709		
Less: Transfer to the General Fund (3)	7,500,000	14,390,000		
Total Revenue	$ 8,796,937	$ 1,906,937		
APPROPRIATIONS				
Office of Finance	$ 836,937	$ 836,937		
Special Purpose Fund Appropriations:				
Business Tax Reform	7,960,000	1,070,000		
Total Appropriations	$ 8,796,937	$ 1,906,937		

NOTES:

1. At 2005-06 year-end, all Prior Year Unexpended Appropriations will be zeroed out in order to reflect the Balance Available for the 2006-07 administration of the Fund by the Office of Finance and for Business Tax Reform.

2. 2006-07 General Fund revenue of $12,335,124 is 70% of 2004-05 AB63 Program and Business Tax Amnesty Program revenues.

3. 2006-07 Transfer to the General Fund of $7,960,000-$14,390,000 is the comprised of the following first year tax reform costs associated with C.F. 04-0879 and C.F. 04-887:
   a. $ 7,960,000 to change the Small Business Exemption threshold from $92,000 to $100,000
   b. $12,890,000 for a 3.1% automatic tax rate reduction that occurred in 2005-06.
   c. $(6,490,000) for an adjustement to the first year costs (from $12,000,000 to $6,200,000) associated with the creation of a Small Business Exemption threshold of $50,000 that occurred in 2005-06.

CITYWIDE RECYCLING FUND

	Mayor's Proposal Budget Appropriation 2006-07	Council Changes Budget Appropriation 2006-07	Mayor's Changes Budget Appropriation 2006-07	Final Budget Appropriation 2006-07
REVENUE				
Cash Balance, July 1	$ 27,773,824	$ 27,773,824		
Receipts	16,500,000	16,500,000		
Interest	710,000	710,000		
Total Revenue	$ 44,983,824	$ 44,983,824		
APPROPRIATIONS				
Board of Public Works	$ 171,011	$ 171,011		
Sanitation	2,699,332	2,699,332		
General City Purposes	300,000	300,000		
Unappropriated Balance	-	300,000		
Special Purpose Fund Appropriations:				
Rebate and Incentives	3,200,000	3,200,000		
Private Sector Recycling Programs	6,000,000	6,000,000		
Sanitation Expense and Equipment	277,544	277,544		
Reimbursement of General Fund Costs	1,321,095	1,321,095		
Unallocated	29,213,802	29,113,802		
Total Appropriations	$ 44,983,824	$ 44,983,824		

EFFICIENCY PROJECTS AND POLICE HIRING FUND

	Mayor's Proposal Budget Appropriation 2006-07	Council Changes Budget Appropriation 2006-07	Mayor's Changes Budget Appropriation 2006-07	Final Budget Appropriation 2006-07
REVENUE				
Cash Balance, July 1	$ 7,214,200	$ 7,214,200		
Receipts	1,500,000	1,500,000		
Interest	179,000	179,000		
Total Revenue	$ 8,893,200	$ 8,893,200		
APPROPRIATIONS				
Personnel	$ 1,200,000	$ 1,200,000		
Police	791,989	791,989		
Unappropriated Balance	-	2,500,000		
Special Purpose Fund Appropriations				
Efficiency Projects	3,179,500	679,500		
Fringe Related Expenses and Equipment for Police Hiring	3,721,711	3,721,711		
Total Appropriations	$ 8,893,200	$ 8,893,200		

APPENDIX III

RESERVE FUND

	Mayor's Proposal Budget Appropriation 2006-07	Council Changes Budget Appropriation 2006-07	Mayor's Changes Budget Appropriation 2006-07	Final Budget Appropriation 2006-07
Cash Balance, July 1	$ 406,639,143	$ 411,118,254		
ADD:				
Charter Section 261 Advances Returned on 7/1	16,000,000	16,000,000		
Reappropriation of Prior Year's Unexpended Capital Improvement Appropriations, Advances and Technical Adjustments	(10,000,000)	(10,000,000)		
Transfer to Budget *	(240,099,092)	(237,304,000)		
Balance Available, July 1	$ 164,540,051	$ 185,814,254		
LESS:				
Emergency Reserve **	88,735,000	108,468,000		
Contingency Reserve - Balance Available, July 1	$ 77,805,051	$ 77,346,254		
RECEIPTS				
Loans	$ 8,000,000	$ 8,000,000		
Charter Section 261 Advances Returned after 7/1	18,500,000	18,500,000		
Transfer of Power Revenue Surplus ***	174,200,000	175,000,000		
Transfer of Water Revenue Surplus ***	31,600,000	31,600,000		
Total Receipts	$ 232,300,000	$ 233,100,000		
Total Available Cash and Receipts	$ 310,105,051	$ 310,446,254		
DISBURSEMENTS				
Loans	$ 12,500,000	$ 12,500,000		
Budget--Power Revenue Surplus	174,200,000	175,000,000		
Budget--Water Revenue Surplus	31,600,000	31,600,000		
Charter Section 261 Advances to Departments on 6/30	32,000,000	32,000,000		
Total Disbursements	$ 250,300,000	$ 251,100,000		
Add: Emergency Reserve **	$ 88,735,000	$ 108,468,000		
Cash Balance, June 30	$ 146,540,051	$ 187,814,254		

* Transfers are made during the fiscal year by the Controller subject to the cash condition.

** Emergency Reserve established on August 21, 1996, Council File No. 96-0158. Funds are to be used only upon the finding of "legal emergency necessity" by the Mayor and confirmed by the Council and reduced from 2% to 2.5% of the General Fund, with the reduction to be allocated to the Contingency Reserve Fund, Council File 06-0450, consistent with the implementation of the Financial Policies adopted by Council on April 18, 2006, Council File No. 04-1102.

*** Payments to City based on seven percent of the total operating revenue of the preceding year. In 2004-05, DWP provided a one-time $50 million supplemental transfer.

SUMMARY OF EXPENDITURES AND APPROPRIATIONS

	Mayor's Proposed Budget Appropriation 2006-07	Council Changes Budget Appropriation 2006-07	Mayor's Changes Budget Appropriation 2006-07	Final Budget Appropriation 2006-07
EXPENDITURES AND APPROPRIATIONS				
Beneficiary Departments	$ 3,333,413,917			3,324,529,613
Library Fund	65,732,559			66,732,559
Recreation and Parks Fund	132,090,567			133,248,491
City Employees' Retirement Fund	59,216,026			56,219,323
Fire and Police Pension Funds	500,000			500,000
Total Departmental	$ 3,582,053,026			$ 3,613,019,802
2006 Tax and Revenue Anticipation Notes, Debt Service Fund	$ 654,785,042			$ 555,040,543
Bond Redemption and Interest Funds	168,362,869			168,362,869
Capital Finance Administration	150,518,092			156,593,092
Capital Improvement Expenditure Program	353,494,277			353,494,277
General City Purposes	87,619,644			85,724,644
Human Resources Benefits	416,473,369			416,673,369
Judgment Obligation Bonds Debt Service Fund	7,028,634			7,028,634
Liability Claims	42,000,000			42,000,000
Unappropriated Balance	26,772,093			46,597,484
Wastewater Special Purpose Fund	382,065,923			382,172,923
Water and Electricity	38,006,319			36,006,319
Appropriations to Special Purpose Funds	764,661,629			764,236,780
Total Nondepartmental	$ 3,089,787,750			$ 3,059,394,975
Total Expenditures and Appropriations	$ 6,672,047,546			$ 6,673,214,507

DETAILED STATEMENT OF RECEIPTS

	Mayor's Proposal Budget Appropriation 2006-07	Council Changes Budget Appropriation 2006-07	Mayor's Changes Budget Appropriation 2006-07	Final Budget Appropriation 2006-07
GENERAL FUND				
Property Tax (1)	$ 1,290,371,000	$ 1,290,371,000		
Utility Users' Tax	613,445,000	613,445,000		
Licenses, Permits, Fees and Fines (2)	516,289,000	526,641,101		
Business Tax	421,720,000	421,720,000		
Sales Tax	339,097,000	339,097,000		
Documentary Transfer Tax	192,500,000	192,500,000		
Power Revenue Transfer	174,200,000	175,000,000		
Transient Occupancy Tax	133,500,000	133,500,000		
Parking Fines (3)	121,500,000	122,328,000		
Parking Users' Tax	82,350,000	82,350,000		
Franchise Income	50,946,000	50,946,000		
Interest	44,000,000	44,000,000		
Water Revenue Transfer	31,600,000	31,600,000		
State Motor Vehicle License Fees	25,000,000	25,000,000		
Grants Receipts	16,568,550	17,061,246		
Tobacco Settlement	10,473,000	10,473,000		
Transfer from Tax Reform Fund	7,900,000	14,300,000		
Transfer from Telecommunications Dev. Account	5,364,000	5,364,000		
Residential Development Tax	4,250,000	4,250,000		
Transfer from Reserve Fund	248,000,002	231,304,099		
Total General Fund	$ 4,336,732,002	$ 4,338,703,347		
SPECIAL PURPOSE FUNDS				
Sewer Construction and Maintenance Fund	$ 675,950,870	$ 676,067,870		
Building and Safety Enterprise Fund	116,695,000	116,695,000		
Solid Waste Resources Revenue Fund	112,701,000	117,061,099		
Proposition A Local Transit Assistance Fund	106,944,677	109,944,677		
Special Gas Tax Street Improvement Fund	102,735,039	102,735,039		
Prop. C Anti-Gridlock Transit Improvement Fund	74,300,250	74,300,250		
City Employees' Retirement Fund	50,316,928	50,316,928		
Street Lighting Maintenance Assessment Fund	46,462,108	46,568,668		
Local Public Safety Fund	36,000,000	36,000,000		
Special Parking Revenue Fund	37,921,466	37,921,466		
Stormwater Pollution Abatement Fund	31,470,890	31,470,890		
Code Enforcement Trust Fund	30,704,000	30,704,000		
Community Development Trust Fund	29,299,163	29,299,163		
Affordable Housing Trust Fund	26,139,757	26,139,757		
Convention Center Revenue Fund	22,075,000	22,075,000		
Special Police Comm./911 System Tax Fund	10,536,976	10,536,976		
Zoo Enterprise Fund	10,456,876	10,456,876		
Fines–State Vehicle Code	17,520,000	17,520,000		
Citywide Recycling Fund	17,210,000	17,210,000		
Allocations from other sources	14,016,178	15,029,175		
Workforce Investment Act	12,956,991	12,956,991		
Rent Stabilization Trust Fund	12,624,000	12,624,000		
Arts and Cultural Facilities and Services Fund	10,394,000	10,394,000		

DETAILED STATEMENT OF RECEIPTS

	Mayor's Proposal Budget Appropriation 2006-07	Council Changes Budget Appropriation 2006-07	Mayor's Changes Budget Appropriation 2006-07	Final Budget Appropriation 2006-07
L.A. Convention and Visitors Bureau Fund	10,277,000	10,277,000		
HCRA Investment Partnerships Program Fund	8,404,359	8,404,359		
Neighborhood Empowerment Fund	6,980,661	6,980,661		
Supplemental Law Enforcement Services	5,000,000	5,000,000		
LacMTA Maintenance Special Fund	4,853,300	4,853,300		
Mobile Source Air Pollution Reduction Fund	4,700,000	4,700,000		
Tax Reform Fund	4,633,033	(2,856,967)		
Telecommunications Development Account	4,236,269	4,236,269		
El Pueblo Revenue Fund	3,600,000	3,741,331		
Staples Arena Special Fund	3,580,000	3,580,000		
City Employees Ridesharing Fund	2,791,598	2,791,598		
Park and Recreational Sites and Facilities Fund	2,550,000	2,550,000		
Local Transportation Fund	2,379,653	2,379,653		
City Ethics Commission Fund	2,290,964	2,339,709		
Community Services Administration Grant	2,012,278	2,012,278		
Municipal Housing Finance Fund	2,000,000	2,000,000		
Major Projects Review Trust Fund	1,880,000	1,880,000		
Household Hazardous Waste Special Fund	1,817,000	1,817,000		
Efficiency and Police Hires Fund	1,679,000	1,679,000		
Older Americans Act Fund	1,594,595	1,594,595		
Street Damage Restoration Fee Fund	1,561,500	2,698,500		
Arts Development Fee Trust Fund	1,380,000	1,380,000		
Housing Opportunities for Persons with AIDS	399,300	399,300		
Disaster Assistance Trust Fund	(11,900,300)	(11,900,300)		
Subtotal Special Purpose Funds	$ 1,656,740,676	$ 1,695,612,666		
Available Balances				
Sewer Construction and Maintenance Fund	$ 130,972,213	$ 130,972,213		
Proposition A Local Transit Assistance Fund	60,776,359	60,776,359		
MLF Gap Loan Financing Proceeds Fund	46,479,437	46,479,437		
Special Parking Revenue Fund	34,065,765	34,065,765		
Citywide Recycling Fund	27,773,024	27,773,024		
Solid Waste Resources Revenue Fund	22,823,588	22,823,588		
Prop. C Anti-Gridlock Transit Improvement Fund	22,756,314	22,756,314		
Building and Safety Enterprise Fund	18,059,856	18,059,856		
Disaster Assistance Trust Fund	12,772,934	12,772,934		
Neighborhood Empowerment Fund	8,076,308	8,076,308		
Street Lighting Maintenance Asst. Fund	8,061,926	8,061,926		
Special Police Comm/911 System Tax Fund	7,519,946	7,519,946		
Efficiency and Police Hires Fund	7,214,200	7,214,200		
Code Enforcement Trust Fund	6,636,974	6,636,974		
Local Public Safety Fund	5,958,692	5,958,692		
Forfeited Assets Trust Fund	4,533,727	4,853,784		
Telecommunications Development Account	4,420,361	4,420,361		
Rent Stabilization Trust Fund	4,264,964	4,264,964		
Tax Reform Fund	3,763,104	3,763,104		
Zoo Enterprise Trust Fund	3,400,681	3,400,681		

DETAILED STATEMENT OF RECEIPTS

	Mayor's Proposed Budget Appropriation 2006-07	Council Changes Budget Appropriation 2006-07	Mayor's Changes Budget Appropriation 2006-07	Final Budget Appropriation 2006-07
Stormwater Pollution Abatement Fund	3,334,154	3,334,154		
Municipal Housing Finance Fund	3,225,000	3,225,000		
Street Damage Restoration Fee Fund	3,076,346	3,076,346		
Landfill Maintenance Trust Fund	2,107,620	2,107,620		
Local Transportation Fund	1,697,705	1,697,705		
Affordable Housing Trust Fund	1,497,000	1,497,000		
L.A. Convention and Visitors Bureau Fund	1,457,283	1,457,283		
Major Projects Review Trust Fund	1,443,645	1,443,645		
Arts and Cultural Facilities and Services Fund	1,401,041	1,401,041		
Mobile Source Air Pollution Reduction Fund	1,276,587	1,276,587		
Traffic Safety Fund	973,987	973,987		
Surplus Assets Special Fund	900,614	900,614		
Special Gas Tax Fund	769,628	769,628		
Arts Development Fee Trust Fund	644,383	644,383		
City Ethics Commission Fund	585,399	585,399		
Household Hazardous Waste Special Fund	580,804	580,804		
El Pueblo Revenue Fund	41,888	41,888		
Convention Center Revenue Fund	34,661	34,661		
City Employees Ridesharing Fund	499	499		
Prop-Payment Reimbursing Trust Fund	331	331		
Park and Recreational Sites and Facilities	101	101		
Total Available Balances	$ 470,212,612	$ 470,535,639		
Total Special Purpose Funds	$ 2,399,992,886	$ 2,408,748,295		
Bond Redemption and Interest Funds				
Property Tax - City Levy for Bond Redemption and Interest	$ 166,362,695	$ 166,362,695		
Total Bond Redemption and Interest Funds	$ 166,362,695	$ 166,362,695		
Total Receipts	$ 6,672,047,045	$ 6,673,214,597		

(1) Property tax includes allowance for the City allocation of tax payment, property tax collections with assessment, unsecured, supplemental, redevelopment, redevelopment, redevelopment

OFFICE OF THE MAYOR
Mayor's Time Stamp
2006 MAY 24 PM 1:37
CITY OF LOS ANGELES

FORTHWITH

City Clerk's Time Stamp
2006 MAY 24 PM 1:30
CITY CLERK

SUBJECT TO MAYOR'S APPROVAL

COUNCIL FILE NO. 06-0600 COUNCIL DISTRICT NO. _____

COUNCIL APPROVAL DATE MAY 24, 2006

RE: ANNUAL BUDGET RESOLUTION FOR FISCAL YEAR 2006-07

JUN 01 2006

LAST DAY FOR MAYOR TO ACT _____
(10 Day Charter requirement as per Charter Section 341)

DO NOT WRITE BELOW THIS LINE - FOR MAYOR OFFICE USE ONLY

APPROVED ✓

*DISAPPROVED

*Transmit objections in writing pursuant to Charter Section 341

MAY 31 2006

DATE OF MAYOR APPROVAL OR DISAPPROVAL _____

MAY 31 2006

MAYOR

stems/06mcbm

OFFICE OF THE CITY ATTORNEY
ROCKARD J. DELGADILLO
CITY ATTORNEY

May 22, 2006

The Honorable City Council
of the City of Los Angeles
200 North Spring Street, Room 395
Los Angeles, California 90012

Dear Honorable Members:

Attached, approved as to form and legality, is a Resolution prepared by the City Administrative Officer and the Chief Legislative Analyst, with the assistance of the City Attorney, for the purpose of adopting a Budget for the City of Los Angeles for fiscal year 2006-2007, beginning July 1, 2006.

Charter Section 313 requires that if the Council modifies the Budget, the Council shall return the budget as modified to the Mayor on or before June 1, 2006. If the Council fails to return the modified budget to the Mayor on or before June 1, 2006, the Mayor's proposed budget will become the Budget for fiscal year 2006-2007. As contemplated in Administrative Code Section 5.31, the Council may adopt the Resolution to meet the Charter Section 313 requirement. Additionally, the Resolution incorporates the provisions of Division 5, Chapter 2, Article 6 of the Los Angeles Administrative Code as these provisions relate to appropriations made by virtue of adoption of the General City Budget.

The Resolution reflects the May 16, 2006 action of the Council in adopting the report of the Budget and Finance Committee, as amended, and the City Council instructions to staff.

Paragraph 2 of the Resolution requires that a determination be made pursuant to Charter Section 1022 for all new contracts listed in the supplemental schedules of the Budget or any new contracts proposed during the fiscal year. In certain cases, the Council makes the determination and in other instances the determination is delegated. This paragraph also requires that before a contract is initiated, the awarding authority must request the Personnel Department to determine whether existing position classifications can perform the proposed work. Other required procedures are explained in Paragraph 2.

By Paragraph 6 of the Resolution, the Council, as authorized under Section 3 of Chapter 927 of the Statutes of 1968, authorizes and directs the Controller to file claims and to take all steps necessary to obtain replacement of revenue lost by operation of the Revenue and Taxation Code.

Paragraph 11 of the Resolution instructs the City Attorney, with the assistance of the CAO and other City departments and offices as necessary, to prepare and present to the Council within 30 days the ordinances necessary to implement the final decisions of the Mayor and the Council on the 2006-2007 Budget. The City Attorney's office will prepare and transmit the ordinances under separate cover to the Council. The ordinances that effectuate fee increases require a special notice and hearing pursuant to Proposition 218 and/or Government Code Section 66000 *et seq.*, in addition to the notice and public hearing the Brown Act requires. Prior to bringing these ordinances before you for adoption, the City Clerk will notice the necessary public hearings, which you or your Committees will conduct. The remainder of the budget ordinances may be heard and adopted immediately by the Council, in conformance with the notice and public hearing requirements of the Brown Act.

Paragraph 14 of the Resolution appropriates certain funds at the close of the 2006-2007 fiscal year to the Article XIII B, Section 5, Special Fund, and includes instructions to the Controller. The effect of this is to provide for the transfer of year-end balances by means of the Budget Resolution rather than a separate and special Mayor/Council action at the end of the fiscal year.

Sincerely,

ROCKARD J. DELGADILLO, City Attorney

By

DAVID MICHAELSON
Chief Assistant City Attorney

DM:DO:ac(mgp/cc:dion)

FRANK T. MARTINEZ
City Clerk

KAREN E. KALFAYAN
Executive Officer

When making inquiries relative to this matter refer to File No.

06-0600

CITY OF LOS ANGELES

CALIFORNIA

ANTONIO R. VILLARAIGOSA
MAYOR

Office of the
CITY CLERK
Council and Public Services
Room 395, City Hall
Los Angeles, CA 90012
Council File Information - (213) 978-1043
General Information - (213) 978-1133
Fax: (213) 978-1040

CLAUDIA M. BRUNY
Chief, Council and Public Services Division

June 7, 2006

SIGNATURE CERTIFICATE

Pursuant to the provisions of the Charter of the City of Los Angeles, I hereby sign the Budget of said City for the fiscal year beginning July 1, 2006, and ending June 30, 2007, consisting of the following documents:

1. Proposed Budget adopting, as modified, the Budget submitted by the Mayor, which Resolution was passed on May 24, 2006.

2. Resolution of the Council adopting, as modified, the Budget submitted by the Mayor, which Resolution was passed on May 24, 2006.

3. Mayor's concurrence dated May 31, 2006, and transmitted to the Council on May 31, 2006, approving the Annual Budget Resolution for Fiscal Year 2006-07.

Signed on this 7th Day of June, 2006.

Frank T. Martinez

FRANK T. MARTINEZ, CITY CLERK

O:\Docs\Council Agendas\sigcert06.wpd

AN EQUAL EMPLOYMENT OPPORTUNITY – AFFIRMATIVE ACTION EMPLOYER

FRANK T. MARTINEZ
City Clerk

KAREN E. KALFAYAN
Executive Officer

When making inquiries relative to this matter refer to File No.

06-0600

CITY OF LOS ANGELES

CALIFORNIA

ANTONIO R. VILLARAIGOSA
MAYOR

Office of the
CITY CLERK
Council and Public Services
Room 395, City Hall
Los Angeles, CA 90012
Council File Information - (213) 978-1043
General Information - (213) 978-1133
Fax: (213) 978-1040

CLAUDIA M. BRUNN
Chief, Council and Public Services Division

June 7, 2006

The Honorable Laura Chick
City Controller
Room 300, City Hall East

Dear Ms. Chick:

I transmit herewith the Budget of the City of Los Angeles for the fiscal year beginning July 1, 2006, and ending June 30, 2007, as recommended and submitted to the City Council by the Mayor, and as modified by the Council.

Sincerely,

FRANK T. MARTINEZ, CITY CLERK

cc: Honorable Antonio Villaraigosa, Mayor
William T. Fujioka, City Administrative Officer

Enclosures: Mayor's concurrence of May 31, 2006
Resolution of Council
Council's Voting Recap and Motions

O:\Docs\Council Agenda\budget06.wpd

AN EQUAL EMPLOYMENT OPPORTUNITY – AFFIRMATIVE ACTION EMPLOYER

OFFICE OF
CONTROLLER

LAURA N. CHICK
CONTROLLER

200 N. MAIN STREET, RM 300
LOS ANGELES 90012
(213) 978-7200
www.lacity.org/co

CONTROLLER'S CERTIFICATE

I hereby certify that in accordance with Section 315 of the Charter of the City of Los Angeles, the budget of said City for the fiscal year beginning July 1, 2006 and ending June 30, 2007, was filed in the Office of the Controller on June 7, 2006.

Laura N. Chick

LAURA N. CHICK
CITY CONTROLLER

AN EQUAL EMPLOYMENT OPPORTUNITY – AFFIRMATIVE ACTION EMPLOYER

SECTION 1

2006-07

Mayor's Message

Budget Statement

Budget Calendar

Economic and Demographic Data

Budget Exhibits

CITY OF LOS ANGELES

ANTONIO R. VILLARAIGOSA
MAYOR

April 28, 2006

The Honorable Members of the City Council
City of Los Angeles
Room 360, City Hall
Los Angeles, CA 90012

Honorable Members:

On the day that I took office, I challenged Angelenos to start thinking big again, and I promised to be a mayor willing to confront our biggest challenges. As I present my first budget, I have come to realize that there may be no greater challenge than developing a financial plan for Los Angeles that balances our immediate needs against our long-term aspirations.

In the end, this is the same dilemma that confronts every family in our City every single day: it's about making hard choices and facing hard truths. And it's about recognizing that we can't do the big things if we stick to the same policies that have brought us to this point.

Our City stands at a crossroads. Together we face an inherited structural deficit that we can no longer mask with one-time fixes and fiscal gimmicks. We have to face our future decisively and directly.

In my budget for Fiscal Year 2006-2007, I have proposed addressing the inherited deficit head-on by making the tough decisions necessary to put Los Angeles on a new path for the coming years, one that will lead to genuine fiscal accountability and truth in budgeting.

These decisions are grounded in the reality of the City's fiscal condition, a condition which, if left unchecked, will severely limit our ability to provide even the most essential services in years to come. More importantly, our financial plan reflects the larger value that says we need to make our public institutions more accountable, more transparent, and more customer-oriented.

200 NORTH SPRING STREET • LOS ANGELES, CALIFORNIA 90012
PHONE: (213) 978-0600 • FAX: (213) 978-0750
EMAIL: MAYOR@LACITY.ORG

That means taking the first steps to eliminate the structural deficit while investing in critical services and in those programs that have proven to yield the best outcomes. To achieve the goal of eliminating the inherited deficit in five years, I have called for slowing the growth of our expenditures by eliminating vacant positions, actively managing to reduce costs in workers' compensation and refraining from expanding services or adding new services that are not essential to the operation of the City. My focus is on increasing effectiveness, efficiency and accountability in our current services and operations.

Ultimately, a budget is a statement of values. On July 1, I shared my dreams with you of making Los Angeles the Venice of the 21st Century. I asked you to join me in leading LA's transformation into:

- A Los Angeles of Boundless Opportunity for All of Our Children
- A Safer City
- The Greenest Big City in America
- A Commuter-Friendly Community
- A Place Families Can Afford to Live
- The Leading Economic and Cultural Center of the World

These are tall goals, but I believe that our first budget makes the hard choices and the necessary investments to maintain City services and lay the groundwork for the LA of our dreams. My proposed budget includes a number of strategic new investments in Education, Youth and Families, Public Safety, Energy and Environment, Transportation and Infrastructure, Housing and Economic Development.

Education, Youth and Families

While we work to transform our public schools into a high-performing system, the City of Los Angeles must work aggressively to better coordinate services with our schools. Moreover, we need to invest directly in programs focused on improving the conditions necessary for learning and addressing the social conditions contributing to youth participation in gangs and criminal activity. These investments include adding funding to expand employment opportunities for youth year-round through the Learn & Earn program, continuing support for the LA's BEST and LA Bridges programs and dedicating funds for the Gang Reduction Program, which applies a comprehensive, collaborative strategy in targeted neighborhoods to both prevent youth gang activity and intervene positively in the lives of kids.

Public Safety and Homeland Security

A successful public safety program revolves around reducing crime while maintaining the highest level of diversity, civil liberties and community trust. To that end, my FY2006-07 proposed budget focuses on improving the City's ability to reduce crime and upholding a commitment to diversity and tolerance within and between our public safety departments and the public.

The cornerstone of this year's budget is our strategic plan to recruit, hire and train 650 new police officers in FY2006-07. This target represents the continuation of a five-year hiring plan to bring the LAPD up to full force. It includes investment in an expanded and redesigned recruitment program and funding in critical areas within the Police and Fire departments that handle complaint investigations, disciplinary process and civil rights enforcement.

The ongoing threat of global terror makes it urgent that we improve our City's counter-terrorism and disaster preparedness capabilities. As such, my proposed budget includes resources for new positions in the Police, Fire and Emergency Preparedness Departments to accomplish the following key goals: 1) enhance counter-terrorism information sharing; 2) protect our critical assets; 3) prepare our communities for a terrorist attack or natural disaster; and 4) save lives by bolstering emergency planning efforts.

Energy and Environment

Protecting the quality of the water we drink and the air we breathe is critical for the well-being of all Angelenos. I am challenging Angelenos to take a national leadership role in conservation and recycling and to move Los Angeles toward the goal of being the "greenest" big city in America. My proposed budget reflects this goal by launching the Million Trees Initiative, creating a planning and development team in the Department of Recreation and Parks to assess community needs, develop park master plans and assess adequacy of open space in our urban areas and plans for land acquisitions. In the coming year, I propose to pursue alternative technologies to trash disposal, and provide our Environmental Affairs Department with the management resources to drive my green agenda forward.

Transportation and Infrastructure

Los Angeles needs a comprehensive transportation strategy that aims to provide safe, efficient and environmentally responsible movement of people and goods in the City. In my proposed budget, I have laid the foundation of a bold transportation agenda that will reduce traffic congestion and better connect communities to each other by investing in transportation improvements such as traffic signal synchronization, more investment in public transportation and common sense traffic plans. Similarly, I have added resources that will help Los Angeles grow smarter by providing resources to the Planning Department at a level that will ensure community area plans are updated.

Housing

I remain dedicated to making Los Angeles affordable for Angelenos of all income levels, specifically with respect to housing. As such, my budget adds resources to the Housing Department and the Affordable Housing Trust Fund to improve services for the homeless and expand the affordable housing stock and ownership opportunities in the City.

Economic Development

To transform Los Angeles into the leading economic and cultural capital of the Pacific Rim, I am directing the Los Angeles World Airports and Harbor Department to position themselves as the hubs for lucrative trade flows. We are committed to growing and greening our ports, not only to increase the number and quality of jobs by stimulating the economy, but to improve the quality of life around the region.

We won't reach our dreams if we're not willing to make the hard choices now. Let's join together and ensure a brighter future for all Angelenos.

Very truly yours,

ANTONIO R. VILLARAIGOSA
Mayor

ECONOMIC AND DEMOGRAPHIC INFORMATION

Introduction

The City of Los Angeles, California is the second most populous City in the United States with an estimated 2005 population of approximately of 3.96 million. Los Angeles is the principal city of a metropolitan region stretching from the City of San Buenaventura to the north, the City of San Clemente to the south, and the City of San Bernardino to the east.

Founded in 1781, Los Angeles was for its first century a provincial outpost under a succession of Spanish, Mexican, and American rule. It experienced a population boom following its linkage by rail with San Francisco in 1876. Los Angeles was selected as the Southern California rail terminus because its natural harbor, unlike San Diego's, seemed to offer little challenge to San Francisco, home of the railroad barons. But what the region lacked in commerce and industry, it made up in temperate climate and unspoiled real estate, and soon tens and then hundreds of thousands of people living in the northeastern and midwestern United States migrated to new homes in the region. Its population climbed to 50,000 in 1890, and then swelled to 1.5 million by 1940. Agricultural and oil production, followed by the creation of a deep water port, the opening of the Panama Canal, and the completion of the City-financed Owens Valley Aqueduct to provide additional water, all contributed to an expanding economic base. During this same period, the motor car became the principal mode of American transportation, and Los Angeles developed as the first major city of the automotive age. Following World War II, Los Angeles became the focus of a new wave of migration, with its population reaching 2.4 million by 1960.

Both the City and its surrounding metropolitan region have continued to experience growth in population and in economic diversity. Services, wholesale and retail trade, manufacturing, government, financial service industries, transportation, utilities, and construction contribute significantly to local employment. The City's 470 square miles contain 11.6% of the area and 38.7% of the population of the County of Los Angeles (the "County"). The County is a top ranked county in manufacturing, providing such diverse items as aircraft, aircraft equipment, aluminum, dental equipment, games and toys, gas transmissions and distribution equipment, guided missiles, space vehicles and propulsion units, and women's apparel. Fueled by trade with the Pacific Rim countries, the Port of Los Angeles/Long Beach combined ranks first in the nation in volume. As home to the film, television and recording industries, as well as important cultural facilities, Los Angeles serves as a principal global cultural center.

Population

The City's population expanded by 4.8% during the 1970s, by more than 17.4% during the 1980's, and by 6% from 1990 to 2000. This latter expansion compares to a 7.4% growth rate for the County and a 13.8% growth rate for the State of California (the "State") during the same period. Table 1 summarizes City, County, and State population estimated at January 1 of each year

Table 1
CITY, COUNTY AND STATE POPULATION STATISTICS

	City of Los Angeles	County of Los Angeles	State of California
1980	2,968,579	7,477,421	23,702,000
1981	3,216,900	8,121,000	26,113,000
1990	3,485,557	8,863,052	29,758,213
1991	3,536,759	8,950,754	30,351,000
1992	3,575,000	9,074,400	30,882,000
1993	3,607,700	9,156,400	31,592,000
1994	3,620,500	9,238,600	31,990,000
1995	3,547,700	9,103,600	31,617,000
1996	3,542,300	9,104,700	31,937,000
1997	3,557,600	9,141,100	32,267,000
1998	3,586,700	9,229,600	32,657,000
1999	3,627,000	9,330,100	33,140,000
2000	3,694,820	9,519,338	33,994,986
2001	3,747,800	9,681,000	34,431,000
2002	3,807,000	9,822,000	35,049,000
2003	3,859,400	9,968,200	35,612,000
2004	3,913,783	10,107,459	36,271,091
2005	3,957,073	10,226,506	36,853,358

Source: U. S. Census for 1980, 1990 and 2000; other figures are California Department of Finance estimates as of January 1 of each year.

Employment

Table 2 summarizes the average number of employed and unemployed residents of the County, along with the average annual unemployment rate. Historically, the County's unemployment rate has been higher than the State's rate.

Table 2
ESTIMATED AVERAGE ANNUAL EMPLOYMENT AND UNEMPLOYMENT OF RESIDENT LABOR FORCE

Civilian Labor Force County of Los Angeles *(in thousands)*[1]	1999	2000	2001	2002	2003	2004	2005
Employed	4,291	4,428	4,493	4,446	4,437	4,495	4,560
Unemployed	267	253	260	322	332	311	266
Total	4,558	4,681	4,753	4,768	4,770	4,776	4,825
Unemployment Rates							
County	5.9%	5.4%	5.7%	6.8%	7.0%	6.5%	5.5%
State	5.2	5.0	5.4	6.7	6.8	6.2	5.4
United States	4.2	4.0	4.7	5.8	6.0	5.5	5.1

[1] March 2005 Benchmark; not seasonally adjusted.

Source: California Employment Development Department, Labor Market Information Division for the State and County; U.S. Bureau of Labor, Department of Labor Statistics for the U.S.

Table 3 summarizes the State Employment Department Development's estimated average annual employment of wage and salary workers in the County for various employment categories. (Separate figures for the City are not available.) Percentages indicate the percentage of the total employment for each type of employment for the given year. State figures are included for comparison purposes.

Table 3
LOS ANGELES COUNTY
INDUSTRY EMPLOYMENT AND LABOR FORCE[1]

	County				State of California	
	1998	% of Total	2004[2]	% of Total	2004[2]	% of Total
Agriculture	13,700	0.3%	7,600	0.1%	370,300	2.5
Natural Resources and Mining	9,200	0.2	9,900	0.0	22,900	0.1
Construction	145,800	3.5	139,400	3.4	947,300	6.7
Manufacturing	811,000	19.6	484,200	12.1	1,832,700	13.3
Trade, Transportation & Utilities	794,700	19.1	780,200	19.5	2,716,000	18.4
Information	186,200	4.5	200,100	5.2	476,200	3.2
Financial Activities	280,000	6.8	243,200	6.0	865,600	5.9
Professional and Business Services	541,800	13.2	561,000	14.0	2,080,000	14.0
Educational and Health Services	384,700	9.3	457,700	11.6	1,536,400	10.4
Leisure and Hospitality	306,600	7.4	373,100	9.3	1,400,200	9.4
Other Services	136,700	3.3	144,800	3.6	504,300	3.4
Government	556,600	13.0	566,600	14.1	2,426,200	16.4
Total	4,169,600		3,996,700		14,782,700	

[1] Since 2000, the EDD has converted employer records from the Standard Industrial Classification (SIC) coding system to the North American Industry Classification System (NAICS). Items may not add to totals due to independent rounding.

[2] March 2004 Benchmark. The "benchmark" is the annual revision process in which estimated monthly labor force and payroll employment data, are updated based on detailed tax records.

Source: California Employment Development Department, Labor Market Information Division.

Major Employers

The economic base of Los Angeles is diverse, with no one sector being dominant. Some of the leading activities include government (including education), aerospace, business/professional management services, grocery retailers, health services, tourism, distribution, and entertainment. The major non-governmental employers in the County are listed in Table 4.

Table 4
LOS ANGELES COUNTY
MAJOR NON-GOVERNMENT EMPLOYERS

Company/Organization	Product	Number of Employees
Kaiser Permanente	Health Services	20,511
Northrop Grumman Corp.	Aerospace/Defense	21,095
Boeing Co.	Aerospace	18,030
Ralphs Co.	Grocery Retailer	13,862
University of Southern California	Education - Private	12,230
Vons	Grocery Retailer	12,224
Target	Retail	11,520
Bank of America	Banking and Financial Services	10,801
ABM Industries, Inc.	Building Services	10,100
SBC Communications Inc.	Telecommunications	9,900
Cedars-Sinai Health System	Medical Services	9,127

Source: Los Angeles Business Journal, "The Lists 2006"

Effective Buying Income

"Effective Buying Income" ("EBI"), also referred to as "disposable" or "after tax" income, consists of personal income less personal tax and certain non-tax payments. Personal income including wages and salaries, other labor-related income (such as employer contributions to private pension funds), and certain other income (e.g., proprietor's income; rental income; dividends and interest; pensions; and welfare assistance). Deducted from this total are personal taxes (federal, state and local), and personal contributions to social insurance (Social Security and federal retirement payroll deductions). Certain receipts are not included as money income, such as non-cash public assistance; bank withdrawals and loans; and various lump-sum receipts.

Table 5 summarizes historical median household EBI, for the City, County, State and United States.

Table 5
CITY, COUNTY, STATE AND U.S.
MEDIAN HOUSEHOLD EFFECTIVE BUYING INCOME

Year[1]	City of Los Angeles	County of Los Angeles	State of California	United States of America
2001	$ 32,321	$ 41,628	$ 44,464	$ 38,129
2002	33,390	37,583	42,494	38,035
2003	33,280	37,983	42,494	38,035
2004	33,543	38,311	42,924	38,201
2005	34,468	39,414	43,915	38,324

[1] As of January 1.

Source: Sales and Marketing Management Magazine "Survey of Buying Power".

Retail Sales

As the largest city in the County, the City accounted for $35.425 billion (or 28.91 percent) of the total $122.533 billion in County taxable sales for 2004. Table 6 provides a history of taxable sales for the City from 2000 through 2004.

Table 6
TAXABLE SALES
CITY OF LOS ANGELES
(in thousands)

	2000	2001	2002	2003	2004
Apparel stores	$ 1,213,783	$ 1,237,488	$ 1,337,987	$ 1,451,765	$ 1,574,342
General merchandise stores	3,080,289	3,121,821	3,173,481	3,291,395	3,525,358
Food stores	1,568,768	1,582,069	1,574,751	1,590,928	1,589,536
Eating and drinking establishments	3,691,864	3,832,593	4,050,080	4,267,818	4,579,413
Home furnishings and appliances	1,166,586	1,114,428	1,165,157	1,221,327	1,288,981
Building materials and farm implements	1,504,737	1,747,026	1,860,057	1,971,303	2,330,088
Auto dealers and auto supplies	3,215,661	3,606,186	3,750,209	4,057,825	4,036,474
Service stations	2,976,842	2,503,802	2,422,631	2,709,646	3,361,708
Other retail stores	4,400,328	4,326,943	4,280,574	4,540,304	4,799,913
Retail Stores Total	$ 22,842,411	$ 23,010,225	$ 23,717,907	$ 25,244,983	$ 27,012,931
All other outlets	8,449,226	8,831,929	8,127,392	8,193,532	8,412,414
TOTAL ALL OUTLETS	$ 31,291,637	$ 31,842,150	$ 31,844,299	$ 33,438,515	$ 35,425,345

Source: California State Board of Equalization, Research and Statistics Division.

Construction Activity

Table 7 provides a summary of building permit valuations and number of new dwelling units in the City for the years 1999 through 2004.

Table 7
BUILDING VALUATIONS AND PERMITS
CITY OF LOS ANGELES

	1999	2000	2001	2002	2003	2004
Valuation[1]						
Residential	$ 877	$ 994	$ 1,036	$ 974	$ 1,052	$ 1,040
Non-residential	1,199	1,210	1,354	1,152	1,198	1,192
Total Valuation	$ 2,076	$ 2,204	$ 2,390	$ 2,126	$ 2,250	$ 2,232
New Dwelling Units:						
Single family	1,932	1,993	1,413	1,364	1,397	1,397
Multi-family	2,881	4,735	5,395	5,300	4,505	4,509
Subtotal Residential	4,813	6,728	6,828	6,664	5,902	5,906
Non-residential	513	526	613	2,362	1,877	1,877
Total New Dwelling Units:	4,326	7,224	7,441	8,026	7,780	7,783

[1] millions of dollars

Source: City of Los Angeles, Department of Building and Safety

BUDGET STATEMENT

GENERAL

The City of Los Angeles (City) was incorporated in 1850 under the provisions of a City Charter. The Charter that was in effect in fiscal year 1999-2000 originally was adopted in 1925 and has been amended periodically since that time. On June 8, 1999, an election was held and a new Charter was approved. The new Charter, operative on July 1, 2000, made the following significant changes: The Mayor's authority over the administration of City departments was increased while the authority of the Council, particularly over decisions by boards and commissions, was decreased. The Controller was given more responsibilities, including conducting performance audits of departments. Also, the new charter required the creation of a system of self-selected, advisory neighborhood councils and a Department of Neighborhood Empowerment, and a new Office of Finance. The new Charter established a Mayor-Council form of City government while continuing to provide for an independently elected City Attorney and independently elected Controller.

As Executive Officer, the Mayor supervises the administrative process of the City and works with the Council in matters relating to legislation, budget and finance. As governing body of the City, the 15-member, full-time Council enacts ordinances, levies taxes, approves utility rates, authorizes contracts and public improvements, adopts zoning and other land use controls and provides the necessary resources for the budgetary departments and offices of the City. Council action is subject to the approval or veto of the Mayor and Council may override a Mayor veto by a two-thirds vote.

Public services provided by the City include: police, fire and paramedics, residential refuse collection and disposal, wastewater collection and treatment, street maintenance and other public works functions, enforcement of ordinances and statutes relating to building safety, public libraries, recreation and parks, community development, housing and aging services, planning, airports, harbor, power and water services, and convention center.

BUDGET PROCESS

The City's fiscal year is July 1st through June 30th. In August, the Mayor releases a budget policy letter that defines City objectives for the next fiscal year. This letter guides City departments, bureaus and other offices in preparing their annual budget requests. The Charter requires that budget requests be submitted to the Mayor by January 1st.

In hearings with General Managers, the Mayor reviews the budget requests of every City department, bureau and office. By early March, the Mayor's Office develops the revenue projections in conjunction with the Office of Finance, the Office of the City Administrative Officer (CAO), and the Controller. The Mayor's Proposed Budget is then prepared and submitted to the Council. The Charter requires that the Proposed Budget be presented to the Council by April 20th of each year.

A Council committee examines the proposed budget in hearings with the Mayor's Office, City General Managers, CAO, Chief Legislative Analyst, and staff. The committee then develops recommendations on the proposed budget for Council consideration. The Charter requires the Council by majority vote to adopt or modify the proposed budget by June 1st. Once the Council has acted, the Mayor has five working days to approve or veto any Council changes made to the proposed budget. Once the Mayor has acted, the Council has five working days to sustain or override by two-thirds vote the Mayor's actions. The result of this entire process is the adopted budget for the next fiscal year. A budget calendar is presented to show the scheduled process.

BUDGET BASIS

The City's annual budget is prepared on a modified cash basis of accounting. Revenues are recognized when cash is received, and appropriations include both cash payments and encumbrances for purchase orders and contractual services. Encumbered appropriations that have not been paid at the end of the current year will be paid in a subsequent year. The budget is not prepared based on Generally Accepted Accounting Principles (GAAP) classifications. The primary differences between the City's budget and GAAP are: the latter's recognition of revenue on an accrual basis; depreciation on fixed assets; certain contingencies, such as compensated absences for accrued vacation and sick pay; and difference in classification of inter-fund transfers. However, the Comprehensive Annual Financial Report for Los Angeles shows the status of the City's finances on the basis of the GAAP classifications.

Department funds are controlled at the line item or account level. Some enterprise funds are controlled at the fund level. Spending authority authorized in the annual budget can be increased or decreased throughout the fiscal year as unanticipated situations arise. The Mayor is given authority to transfer funds between accounts within a department subject to a limit established by ordinance. Otherwise the Council, by majority vote and subject to approval by the Mayor, may increase or decrease appropriations, and transfer funds within and between departments and funds. The Mayor may veto the Council action, which then may be overridden by a two-thirds vote of the Council.

BUDGET PRESENTATION

The complete presentation of the Mayor's Proposed Budget is included in six budget books: Budget Summary, Proposed Budget Book, Detail of Departmental Programs (Blue Book), Detail of Positions and Salaries and Recommended Changes in Personnel, Supplemental Schedules, and Revenue Outlook. Because of the volume of budget data and the different ways in which the various types of information are used, the City presents its budget information in these separate books.

The Mayor's Budget Summary is designed to provide the reader with highlights and general information concerning the Proposed Budget. It identifies the Mayor's funding priorities and briefly describes how the proposed budget meets these priorities. It also provides a general financial overview of the City.

The Proposed Budget Book comprises more of the technical information concerning departments and special funds. Included is a basic explanation of expenditures, appropriations and source of funds for each department and major special purpose fund, the Controller's revenue estimate, Federal and State grant funding estimates and a breakdown of the proposed budget by function (functional distribution).

The Detail of Departmental Programs, also known as the Blue Book, provides detailed explanations of year-over-year proposed changes to the City's actual budget base. This information is provided for each operating department and for various funds. The changes are categorized to differentiate between obligatory changes, such as salary adjustments, and discretionary changes, such as productivity improvements or service level changes.

The Detail of Positions and Salaries and Recommended Changes in Personnel provides list of employment authorities and salaries for each department, office, or bureau. It also provides a detail of the personnel changes (additions and deletions) reflected in the Blue Book.

The Revenue Outlook provides an overview of the revenue anticipated, including an explanation of assumptions, changes between the prior year and program year, and a five-year General Fund revenue forecast. A detailed estimate of General receipts by type and licenses, permits and fees by department are provided, along with a detail of special funds receipts that directly finance the Proposed Budget.

Supplemental Schedules provide schedules by department, office or bureau for Communication Services, Travel, Contractual Services, Alterations and Improvements Projects, MICLA Program for Fleet Vehicles and Fleet Equipment. The Communications Services schedule details the new and replacement communications equipment included in the Proposed Budget. The Travel schedule provides a travel authority list and the expense funding proposed, if applicable. The Contractual Services schedule details each department, office or bureau's authority to contract for services. The Alterations and Improvements schedule details non-capital repair and improvement projects. The MICLA Program for Fleet Vehicles schedule identifies the number and type of each vehicle proposed to be purchased through the MICLA financing program. Finally, the Fleet Equipment schedule identifies the number, type and funding source for all other fleet equipment included in the Proposed Budget.

FUND STRUCTURE

GENERAL FUND

The General Fund is the primary operating fund of the City. It is used to account for all financial resources except those required to be accounted for in other funds. General Fund revenues are derived from such sources as taxes, licenses, permits, fees, fines, intergovernmental revenues, charges for services, special assessments, interest income and other resources available for discretionary funding. Expenditures are expended for functions of general government, protection of persons and property, public works, health and sanitation, transportation, cultural and recreational services, community development, capital outlay, and debt service.

For purposes of the budget, the General Fund is separate and distinct from the Reserve Fund and other special funds created for a variety of restricted purposes.

RESERVE FUND

The Reserve Fund is an account in which unrestricted cash is set aside outside the budget for unforeseen expenditures and emergencies. The funds can be transferred into the budget for such purposes as necessary. At fiscal year-end, the unreserved and undesignated fund balance in the General Fund is transferred to the Reserve Fund and reported as "Reversion to Reserve Fund". The reversion to the Reserve Fund consists of excess general revenues and other unspent appropriations, as well as lapsed encumbrances.

Excess revenue or unallocated general revenue, excluding one-time receipts, reverting to the Reserve Fund is due to higher than anticipated revenue estimated in the current year. The resulting larger revenue base suggests that the revenue realized in the current year would recur the following year and not fully one-time.

In August 1995, the City adopted a Reserve Fund policy establishing a targeted two percent of General Fund revenues and setting aside a portion of the Reserve Fund for use in emergency situations. The two percent figure would be reevaluated annually during budget preparation to determine whether it is adequate.

Two accounts were established within the Reserve Fund:

- Emergency Reserve Account – in order to remove funds from this account, a finding by the Mayor, with the confirmation by the Council, of "urgent economic necessity" must be made, as well as a determination that no other viable sources of funds are available. A finding of urgent economic necessity would be based on a significant economic downturn after the budget is completed, or an earthquake or other natural disaster.

- Contingency Reserve Account – to be used for unanticipated expenditures or revenue shortfalls impacting programs already approved in conjunction with the current year budget. It is not to be used to fund new programs or positions added outside of the current year budget. Such funding must come from other sources.

In April 2006, the City adopted its Financial Policies, including a goal of gradually increasing its Reserve Fund to five percent of the General Fund revenues, a minimum of two percent in the Emergency Account, and any additional funds up to three percent placed in the Contingency Account.

SPECIAL REVENUE FUNDS

Special Revenue Funds are used to account for revenues derived from specific taxes, fees, governmental grants, or other revenue sources that are designated to finance particular functions and activities of the City. Special fund revenues include charges to customers or applicants for services provided, operating grants and special assessments. Detailed explanations of each Special Fund can be found in Section 3 of the Proposed Budget. Examples of special funds to be spent for a variety of restricted purposes are presented on the following page:

- The *Sewer Enterprise Fund* accounts for the construction, operations and maintenance of the City's wastewater collection and treatment system

- The *Solid Waste Resources Revenue Fund (Sanitation Equipment Charge)* accounts for all capital and operational activities associated with solid waste collection, recycling, recovery, and disposal. Previously, this fund was titled the Sanitation Equipment Charge Revenue Fund and received receipts from fees imposed on all single family dwellings in the City and upon multiple unit dwellings for which the City provides refuse collection services. The revenues received from the sanitation equipment charge were used for the payment of principal and interest, installment payments, lease payments, and associated expenses relating to financing those activities and costs. Before the City Council (April 2006) is an ordinance that would amend the Sanitation Equipment Charge to the Solid Waste Collection, Recycling, Recovery of Waste Resources and Disposal Fee (*Solid Waste Resources Revenue Fund*).

- The *Proposition C Anti-Gridlock Transit Improvement Fund* accounts for the additional one-half cent sales tax to improve transit service and operations, reduce traffic congestion, improved air quality and the condition of streets and freeways utilized by public transit, and reduce foreign fuel dependence.

- The *Proposition A Local Transit Assistance Fund* accounts for the City's 25 percent share of the additional one-half cent sales tax within the County of Los Angeles for public transit programs.

- The *Special Gas Tax Street Improvement Fund* accounts for gasoline tax and Traffic Congestion Relief Fund and federal grant revenues from the Surface Transportation Program to be used for the City's local streets and road system.

- The *Community Development Trust Fund* accounts for federal grant funds for community and economic development within the City.

- The *Special Parking Revenue Fund* accounts for all monies collected from parking meters in the City, except those located in established vehicle parking districts for operations of meters in the City.

- *Allocations from Other Governmental Agencies Special Revenue Fund* is not all-inclusive because the budget provides for only the portion of fund receipts that are expended to finance City department operations.

Continuing appropriations for Special Funds are carried forward to the next budget year. Funds for unspent prior-year appropriations are reserved to indicate that they are not available for new spending because they have been committed.

City of Los Angeles Fund Structure

General Fund

- Property Tax
- Utility Users' Tax
- License, Permits, Fees, and Fines
- Sales Tax
- Business Tax
- State Motor Vehicle License Fees
- Power Revenue Transfer
- Transient Occupancy Tax
- Documentary Transfer Tax
- Parking Fines
- Parking User Tax
- Grant Receipts
- Franchise Income
- Water Revenue Transfer
- Tobacco Settlement
- Interest
- Transfer from Telecommunications Development Account
- Residential Development Tax
- Transfer from Reserve Fund

Special Fund

- Los Angeles Convention and Visitors Bureau Trust Fund
- Solid Waste Resources Revenue Fund
- Forfeited Assets Trust Fund
- Traffic Safety Fund
- Special Gas Tax Improvement Fund
- Special Fire Safety and Paramedic Communications Equipment Fund
- Stormwater Pollution Abatement Fund
- Community Development Trust Fund
- HOME Investment Partnerships Program Fund
- Mobile Source Air Pollution Reduction Trust Fund
- Special Parking Revenue Fund
- City Employees' Retirement Fund
- Community Services Block Grant Trust Fund
- Sewer Construction and Maintenance Fund
- Park and Recreational Sites and Facilities Fund
- Convention Center Revenue Fund
- Building and Safety Enterprise Fund
- Efficiency Frontier and Petroleum Fund
- Local Public Safety Fund
- Neighborhood Empowerment Fund
- Street Lighting Maintenance Assessment Fund
- Telecommunications Development Account
- Older Americans Act Fund
- Workforce Investment Act
- Rent Stabilization Trust Fund
- Arts and Cultural Facilities and Services Trust Fund
- Arts Development Fee Trust Fund
- Proposition A Local Transit Assistance Fund
- Proposition C Anti-Gridlock Transit Improvement Fund
- City Employees' Ridesharing Fund
- Allocations from other sources
- City Ethics Commission Fund
- Staples Arena Special Fund
- Procurement Negotiating Trust Fund
- Special Police Communications/911 System Tax Fund
- Local Transportation Fund
- Major Projects Review Trust Fund
- Bond Redemption and Interest Fund
- Disaster Assistance Trust Fund
- Landfill Maintenance Special Fund
- Household Hazardous Waste Special Fund
- Systems Development Fund
- Housing Opportunities for Persons with AIDS Fund
- Code Enforcement Trust Fund
- El Pueblo Historical Monument Revolving Fund
- Zoo Enterprise Trust Fund
- Local Law Enforcement Block Grant Fund
- Supplemental Law Enforcement Services Fund
- Street Damage Restoration Fee Special Fund
- Municipal Housing Finance Fund
- Tax Reform Fund
- Affordable Housing Trust Fund
- Citywide Recycling Fund
- MTA Gas Lease Proceeds Fund

BUDGET CALENDAR

Fiscal Year 2006-07
Target Dates

2005

August 11	CAO releases preliminary budget memorandum to departments.
September 9	Mayor's budget policy letter released to departments.
September 9	Alteration and improvement (A&I) Requests due to CAO.
September 15	CAO budget orientation for City departments.
October 1	Neighborhood Council Community Budget Day.
October 14	Capital project and technology requests due to the CAO from departments.
November 18	Departmental budget requests due to Mayor's Office. Mayor and CAO begin reviewing departmental budget requests.

2006

January 21	Second Neighborhood Council Community Budget Day.
January 23 - 30	CAO meets with departments to discuss budget proposals.
Feb. 13	Local economists briefing with the Mayor on revenue.
Feb. 13 - 21	Mayor's Budget Team meets with departments to discuss budget proposals.
Feb. 25	Mayor meets with Regional Neighborhood Council representatives.
March 1	Charter deadline for City Controller to submit revenue estimates to Mayor, copies to City Council and CAO.
March 1 to 31	Mayor's Office finalizes development of the Proposed Budget.
April 20	Charter deadline for Mayor to submit the Proposed Budget to Council.
April 27 - May 10	Council's Budget and Finance Committee reviews the budget and makes recommendations to Council.
May 12 - 16	Public hearings and Council consideration of the Mayor's Proposed Budget and the Budget and Finance Committee's recommended changes.
May 24	Council adopted the Budget Resolution which modified the Mayor's Proposed Budget. June 1 is the Charter deadline for Council to modify or adopt the Mayor's Proposed Budget.
May 31	Mayor concurred with the Council's Budget Resolution. Per the Charter, the Mayor has five working days after receipt of budget from Council to review any changes made by Council and to approve or veto any items so changed.
June 7	Council has five working days after receipt of budget from Mayor to consider a Mayor veto and may sustain or override each veto by a two-thirds vote. Budget is adopted after this process is completed

EXHIBIT A
SUMMARY OF APPROPRIATIONS

Classified by Object of Expenditure

	Salaries	Expense	Equipment	Special	Total
Aging	3,345,041	111,162	-	-	3,456,203
Animal Services	18,125,736	2,091,262	-	-	20,216,998
Building and Safety	75,775,243	2,194,769	-	-	77,970,012
City Administrative Officer	12,160,368	1,427,999	-	-	13,588,367
City Attorney	50,346,830	7,586,073	20,000	-	57,952,903
City Clerk	18,512,449	6,566,613	-	-	25,079,062
Commission for Children, Youth & Their Families	1,152,488	325,526	-	-	1,477,014
Commission on the Status of Women	496,615	47,716	-	-	543,731
Community Development	21,891,302	1,862,847	-	-	23,754,149
Controller	15,261,393	6,077,735	508,400	-	22,726,528
Convention Center	13,671,167	7,232,862	-	608,500	21,512,529
Council	24,841,639	1,425,339	175,000	-	26,441,978
Cultural Affairs	4,849,684	698,523	-	4,443,984	9,992,191
Department on Disability	1,481,176	339,199	-	50,000	1,870,375
El Pueblo de Los Angeles	1,544,749	496,576	-	-	2,041,325
Emergency Preparedness	1,411,331	44,945	-	-	1,456,276
Employee Relations Board	277,739	55,700	-	-	333,439
Environmental Affairs	2,800,067	204,869	-	-	3,003,736
Ethics Commission	2,270,706	490,953	-	-	2,761,659
Finance	22,935,227	1,085,733	28,000	-	24,028,960
Fire	486,524,173	22,356,837	540,466	9,450	509,430,920
General Services	138,248,691	109,919,115	1,639,939	4,715,224	251,514,420
Housing Department	37,447,666	7,837,541	101,533	609,000	45,995,740
Human Relations Commission	1,169,628	134,752	-	-	1,303,380
Information Technology Agency	63,744,538	25,916,644	1,399,675	24,761,773	116,822,630
Mayor	7,423,318	1,215,685	28,324	-	8,667,327
Neighborhood Empowerment	3,377,567	981,369	-	10,106	4,391,042
Personnel	38,558,969	28,627,566	40,000	1,930,175	69,157,330
Planning	23,831,437	2,797,160	321,166	-	26,949,762
Police	1,126,357,052	41,304,672	19,199,442	-	1,186,861,176
Board of Public Works	10,930,035	9,712,411	-	-	20,642,446
Bureau of Contract Administration	20,989,849	1,477,496	-	-	22,466,345
Bureau of Engineering	79,825,160	3,266,845	-	-	83,092,005
Bureau of Sanitation	180,685,065	58,903,858	80,532	-	239,639,275
Bureau of Street Lighting	15,612,220	1,062,968	-	3,998,396	20,673,584
Bureau of Street Services	88,252,260	81,941,976	26,260	-	170,222,496
Transportation	108,856,130	34,825,140	31,808	-	143,713,078
Treasurer	2,729,432	2,284,300	-	-	5,013,732
Zoo	19,028,507	3,628,169	462,600	207,000	23,319,276
Total-Budgetary Departments	2,781,545,969	477,636,989	23,740,197	61,203,471	3,324,129,815
Appropriations to Library Fund	-	-	-	55,732,588	55,732,588
Appropriations to Recreation and Parks Fund	-	-	-	133,140,481	133,140,481
Appropriation to City Employees' Retirement	-	-	-	50,316,928	50,316,928
Appropriations to Fire & Police Pension Fund	-	-	-	500,000	500,000
Total Appropriations	-	-	-	249,689,997	249,689,997
Total-Departmental	2,781,545,969	477,636,989	23,740,197	290,893,468	3,573,819,582

EXHIBIT A
SUMMARY OF APPROPRIATIONS

Classified by Object of Expenditure

	Salaries	Expense	Equipment	Special	Total
2006 Tax & Revenue Anticipation Notes	-	-	-	600,040,643	600,040,643
Bond Redemption and Interest	-	-	-	190,262,865	190,262,865
Capital Finance Administration Fund	-	-	-	150,598,092	150,598,092
CIEP - Municipal Facilities	-	-	-	37,713,543	37,713,543
CIEP - Physical Plant	-	-	-	41,580,734	41,580,734
CIEP - Wastewater	-	-	-	273,836,000	273,836,000
General City Purposes	-	-	-	85,724,644	85,724,644
Human Resources Benefits	-	-	-	416,073,360	416,073,360
Judgement Obligation Bonds Debt Service Fund	-	-	-	7,088,834	7,088,834
Liability Claims		-	-	42,000,000	42,000,000
Proposition A Local Transit Assistance Fund	-	-	-	158,634,241	158,634,241
Prop. C Anti Gridlock Transit Improvement Fund	-	-	-	75,761,140	75,761,140
Special Parking Revenue Fund	-	-	-	50,695,272	50,695,272
Unappropriated Balance	-	-	-	46,697,484	46,697,484
Wastewater Special Purpose Fund	-	-	-	382,172,923	382,172,923
Water and Electricity	-	-	-	38,006,015	38,006,015
Other Special Purpose Funds	-	-	-	481,145,119	481,145,119
Total Nondepartmental	-	-	-	3,088,394,925	3,088,394,925
Total	2,795,540,969	477,636,969	23,740,197	3,396,298,383	6,673,214,507

EXHIBIT B

BUDGET SUMMARY

RECEIPTS

	Total	% of Total
General Receipts:		
Property Tax (*)	$ 1,268,371,000	19.5%
Utility Users' Tax	613,140,000	9.2%
Licenses, Permits, Fees and Fines	526,041,163	7.9%
Business Tax	421,720,000	6.3%
Sales Tax	396,097,000	5.1%
Documentary Transfer Tax	192,500,000	2.9%
Power Revenue Transfer	175,000,000	2.6%
Transient Occupancy Tax	133,000,000	2.0%
Parking Fines	122,328,000	1.8%
Parking Users' Tax	82,320,000	1.2%
Franchise Income	60,940,000	0.9%
Interest	44,000,000	0.7%
Water Revenue Transfer	31,000,000	0.5%
State Motor Vehicle License Fees	25,000,000	0.4%
Grants Receipts	17,051,249	0.3%
Tobacco Settlement	10,473,000	0.2%
Transfer from Tax Reform Fund	14,300,000	0.2%
Transfer from Telecommunications Development Account	5,394,000	0.1%
Residential Development Tax	4,250,000	0.1%
Transfer from Reserve Fund	231,501,000	3.5%
Total General Receipts	$ 4,336,703,347	65.0%
Special Receipts:		
Sewer Construction and Maintenance Fund	$ 676,057,870	10.1%
Property Tax - City Levy for Bond Redemption and Interest	168,362,000	2.5%
Building and Safety Enterprise Fund	116,695,000	1.7%
Solid Waste Resources Revenue Fund (Formerly Sanitation Equipment Charge)	117,001,000	1.8%
Proposition A Local Transit Assistance Fund	106,914,877	1.6%
Special Gas Tax Street Improvement Fund	102,735,000	1.5%
Prop. C Anti-Gridlock Transit Improvement Fund	74,380,219	1.1%
City Employee Retirement Fund	58,316,509	0.8%
Street Lighting Maintenance Assessment Fund	46,668,668	0.7%
Local Public Safety Fund	39,000,000	0.6%
Sunset Parking Revenue Fund	37,921,468	0.6%
Stormwater Pollution Abatement Fund	35,470,000	0.5%
Code Enforcement Trust Fund	35,704,000	0.5%
Community Development Trust Fund	29,299,163	0.4%
Affordable Housing Trust Fund	26,159,757	0.4%
Convention Center Revenue Fund	22,875,000	0.3%
Special Police Communications/911 System Tax Fund	18,916,976	0.3%
Zoo Enterprise Fund	18,498,678	0.3%
Fines--Sixty Vehicle Code	17,500,000	0.3%
Citywide Recycling Fund	17,210,000	0.3%
Allocations from other sources	15,029,176	0.2%
Workforce Investment Act	12,998,951	0.2%
Rent Stabilization Trust Fund	12,024,000	0.2%
Arts and Cultural Facilities and Services Fund	10,394,000	0.2%
Los Angeles Convention and Visitors Bureau Fund	10,277,000	0.2%
HOME Investment Partnerships Program Fund	9,464,038	0.1%
Neighborhood Empowerment Fund	8,960,691	0.1%
Supplemental Law Enforcement Services	6,000,000	0.1%
Landfill Maintenance Special Fund	6,053,300	0.1%
Mobile Source Air Pollution Reduction Fund	4,700,000	0.1%
Tax Reform Fund	(7,858,307)	0.0%
Telecommunications Development Account	4,236,265	0.1%
El Pueblo Revenue Fund	3,747,331	0.1%
Staples Arena Special Fund	3,600,000	0.1%
City Employees Ridesharing Fund	2,719,389	0.0%
Park and Recreational Sites and Facilities Fund	2,500,000	0.0%
Local Transportation Fund	2,379,000	0.0%
City Ethics Commission Fund	2,336,705	0.0%
Community Services Administration Grant	2,012,278	0.0%
Municipal Housing Finance Fund	2,000,000	0.0%
Major Projects Review Trust Fund	1,800,000	0.0%

EXHIBIT B

BUDGET SUMMARY

RECEIPTS

	Total	% of Total
Household Hazardous Waste Special Fund	$ 1,817,000	0.0%
Efficiency and Police Fees Fund	1,879,000	0.0%
Older Americans Act Fund	1,994,100	0.0%
Street Damage Restoration Fee Fund	2,000,000	0.0%
Arts Development Fee Trust Fund	1,300,000	0.0%
Housing Opportunities for Persons with AIDS	300,000	0.0%
Disaster Assistance Trust Fund	(11,800,000)	-0.2%
Total Special Receipts	$ 1,863,979,021	27.5%
Available Balances:		
Sewer Construction and Maintenance Fund	$ 136,972,213	2.1%
Proposition A Local Transit Assistance Fund	58,775,350	0.9%
VLF Gap Loan Financing Proceeds Fund	46,478,457	0.7%
Special Parking Revenue Fund	34,056,755	0.5%
Citywide Recycling Fund	27,773,824	0.4%
Solid Waste Resources Revenue Fund (formerly Sanitation Equipment Charge)	22,832,658	0.3%
Proposition C Anti-Gridlock Transit Improvement Fund	22,756,314	0.3%
Building and Safety Enterprise Fund	18,068,056	0.3%
Disaster Assistance Trust Fund	12,772,934	0.2%
Neighborhood Empowerment Fund	8,078,388	0.1%
Street Lighting Maintenance Assessment Fund	8,068,526	0.1%
Special Police Communications/911 System Tax Fund	7,519,945	0.1%
Efficiency and Police Fees Fund	7,214,260	0.1%
Code Enforcement Trust Fund	6,636,974	0.1%
Local Public Safety Fund	5,358,852	0.1%
Forfeited Assets Trust Fund	4,853,754	0.1%
Telecommunications Development Account	4,436,361	0.1%
Rent Stabilization Trust Fund	4,264,964	0.1%
Tax Reform Fund	3,763,104	0.1%
Zoo Enterprise Trust Fund	3,410,801	0.1%
Stormwater Pollution Abatement Fund	3,334,154	0.0%
Municipal Housing Finance Fund	3,250,050	0.0%
Street Damage Restoration Fee Fund	3,075,346	0.0%
Landfill Maintenance Trust Fund	2,107,825	0.0%
Local Transportation Fund	1,937,706	0.0%
Affordable Housing Trust Fund	1,497,055	0.0%
Los Angeles Convention and Visitors Bureau Trust Fund	1,457,283	0.0%
Major Projects Review Trust Fund	1,413,645	0.0%
Arts and Cultural Facilities and Services Fund	1,401,941	0.0%
Mobile Source Air Pollution Reduction Fund	1,276,587	0.0%
Traffic Safety Fund	973,957	0.0%
Staples Arena Special Fund	900,514	0.0%
Special Gas Tax Fund	700,525	0.0%
Arts Development Fee Trust Fund	614,383	0.0%
City Ethics Commission Fund	580,398	0.0%
Household Hazardous Waste Special Fund	508,004	0.0%
El Pueblo Revenue Fund	41,685	0.0%
Convention Center Revenue Fund	34,961	0.0%
City Employees Ridesharing Fund	409	0.0%
Procurement Reengineering Trust Fund	331	0.0%
Park and Recreational Sites and Facilities	101	0.0%
Total Available Balances	$ 470,538,639	7.1%
Total Receipts	$ 6,673,214,567	100.0%

(1) Property tax includes all categories of the City allocation of one percent property tax collections such as secured, unsecured, supplemental, delinquency and penalties, redevelopment increments and other adjustments, special taxes and sewer charges. Also includes all property taxes allocated to the City as successor agency for both vehicle license fees and sales and use taxes.

EXHIBIT C

TOTAL 2006-07 CITY GOVERNMENT

GENERAL CITY BUDGET, INDEPENDENT DEPARTMENTS, GRANTS AND OTHER NON-BUDGETED FUNDS

	Appropriations ($ Millions)	Authorized Positions
I. Independent Departments		
Airports	$ 1,205.0	5,601
Harbor	848.5	248
Water and Power	5,719.8	8,741
Total	$ 7,773.3	13,190
II. General City Budget		
Animal Services	52.8	521
Building and Safety	116.7	838
City Administrative Officer	21.7	128
City Attorney	143.5	852
City Clerk	34.2	140
Community Development	34.4	373
Controller	43.0	187
Convention Center	67.6	165
Council	38.6	108
Cultural Affairs	14.5	73
El Pueblo	3.1	17
Emergency Preparedness	2.9	18
Fire	736.0	3,922
Finance	47.7	360
Housing Department	63.0	503
Mayor	14.1	70
Neighborhood Empowerment	6.3	51
Planning	39.8	271
Police	1,034.3	13,946
Public Works (Street Services, Sanitation, etc.)	890.2	5,855
Transportation	218.5	1,502
Treasurer	7.0	38
Zoo	28.1	263
Other budgetary departments	24.1	147
Library	112.7	1,129
Recreation and Parks	229.0	2,027
Support department costs allocated to the departments	--	3,375 *
Bond Redemption and Interest	108.4	--
Capital Improvement Expenditure Program	303.5	--
General City Purposes	86.7	--
Judgement Obligation Bonds Debt Service Fund	7.1	--
Proposition A Local Transit Assistance Fund	138.6	--
Proposition C Anti-Gridlock Transit Improvement Fund	79.8	--
Unappropriated Balance	46.6	--
Wastewater Special Purpose Fund	382.2	--
Special Parking Revenue Fund	38.7	--
Other Various Special Purpose Funds: Independent Department costs which are reimbursed)	436.9	--
Total	$ 6,673.2	36,896
III. Grants and Other Non-Budgeted Funds		
Federal 200 Training, Pension Fund Investment Earnings, less interdepartmental transfers	$ 840.5	--
Grand Total	$ 15,287.0	49,896

* Support Services (2,197), Information Technology Agency (783), and Personnel (395)

EXHIBIT D

UNRESTRICTED REVENUES COMPARISON

($ MILLIONS)

	2004-05	2005-06	2006-07
I. TOTAL GENERAL CITY BUDGET	$ 5,200.4	$ 5,901.3	$ 6,673.0
II. RESTRICTED REVENUES (Sewer revenues, gas tax grants, and fees for special services	2,121.6	2,633.1	3,051.3
III. UNRESTRICTED REVENUES	$ 3,206.8	$ 3,552.2	$ 3,622.1
IV. CHANGE IN UNRESTRICTED REVENUES FROM PRIOR YEAR		$ 285.8	$ 69.9

EXHIBIT E

DEPARTMENTAL SHARE OF UNRESTRICTED REVENUES

	2005-06 $ Millions			2006-07 $ Millions		
Police	$ 1,558.5	46.7%		$ 1,712.4	47.3%	
Fire	690.8	20.8%	65.5%	611.6	16.9%	64.2%
Public Works Activities:						
Refuse Collection	$ 192.8	5.4%		$ 148.4	4.1%	
Street Services	75.0	2.1%		104.2	2.9%	
Transportation	152.9	4.3%		161.7	4.5%	
Engineering	18.0	0.5%		21.0	0.6%	
Capital Improvements	9.4	0.3%		30.4	0.8%	
Other-Building and Safety, Planning, etc	68.2	1.9%	14.5%	64.0	1.8%	14.7%
Library	$ 106.4	3.0%		$ 110.0	3.1%	
Recreation and Parks	233.5	6.6%		238.0	6.6%	
Cultural Affairs	3.0	0.1%	9.7%	2.1	0.1%	9.8%
Animal Services	$ 24.8	0.6%		$ 20.0	0.7%	
City Attorney	111.6	3.1%		118.2	3.3%	
CAO, Controller, Finance, Treasurer	90.8	2.6%		100.0	2.8%	
Mayor, Council	49.1	1.3%		51.6	1.4%	
City Clerk	16.3	0.5%		26.8	0.7%	
Convention Center	45.6	1.2%		46.8	1.3%	
Unappropriated Balance	35.8	1.0%	10.3%	41.1	1.1%	11.3%
	$ 3,552.2		100.0%	$ 3,522.1		100.0%

Exhibit F

AUTHORIZED CITY STAFFING

Not including Proprietary Departments

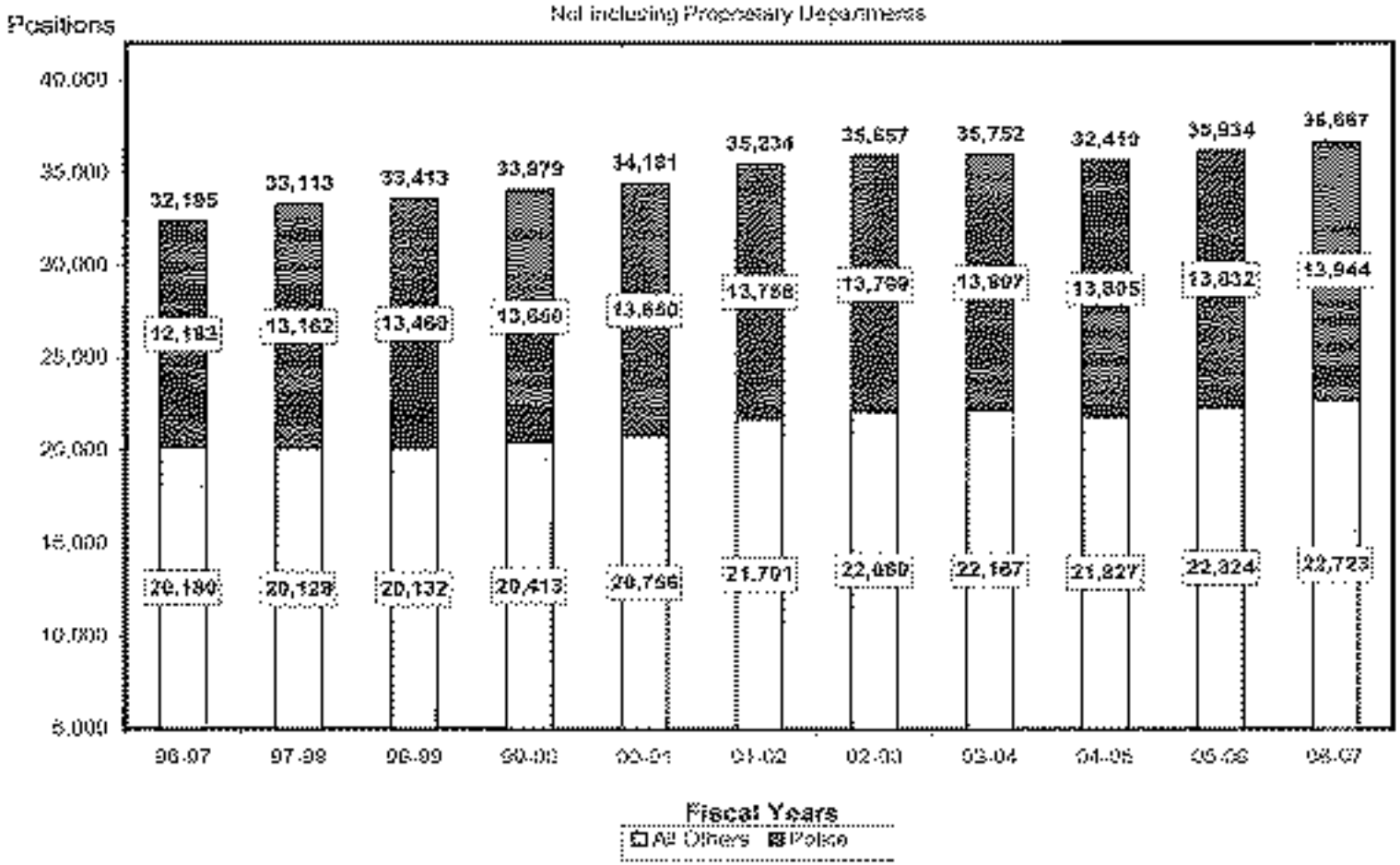

Note: Beginning in 2006-07, all Commission positions (222) are no longer included in departments' regular position authority total. Prior-year totals have been adjusted to reflect this change.

The 2006-08 Adopted Budget included 1,370 resolution (temporary) authorities. For 2006-07, it includes 1,573 positions on resolution authority.

EXHIBIT G

DIRECT COSTS OF OPERATION INCLUDING COSTS IN OTHER BUDGET APPROPRIATIONS

	ALLOCATION OF RELATED COSTS										
Department	Pensions and Retirement	Human Resources Benefits	Shared Services	Building Services	Intergovernmental Relations Costs	Capital Finance and Warehouse	Liability Claims	Total Related Costs	Costs Allocated to Other Budgets	Budget Appropriations	Cost Borne Out of Operation
[illegible]	[illegible]	[illegible]	-	[illegible]	[illegible]	[illegible]	-	[illegible]	-	[illegible]	[illegible]
Aviation Services	[illegible]	[illegible]	[illegible]	[illegible]	[illegible]	[illegible]	[illegible]	[illegible]	-	[illegible]	[illegible]
Building & Safety	[illegible]	[illegible]	[illegible]	[illegible]	[illegible]	[illegible]	[illegible]	[illegible]	-	[illegible]	[illegible]
City Administrative Officer	[illegible]	[illegible]	[illegible]	[illegible]	[illegible]	[illegible]	-	[illegible]	-	[illegible]	[illegible]
City Attorney	[illegible]	[illegible]	[illegible]	[illegible]	[illegible]	[illegible]	-	[illegible]	-	[illegible]	[illegible]
City Clerk	[illegible]	[illegible]	[illegible]	[illegible]	[illegible]	[illegible]	[illegible]	[illegible]	-	[illegible]	[illegible]
Commission for Children, Youth & Families	[illegible]	[illegible]	[illegible]	[illegible]	[illegible]	-	-	[illegible]	-	[illegible]	[illegible]
Commission on the Status of Women	[illegible]	[illegible]	[illegible]	[illegible]	[illegible]	[illegible]	-	[illegible]	-	[illegible]	[illegible]
Community Development	[illegible]	[illegible]	-	-	[illegible]	[illegible]	[illegible]	[illegible]	-	[illegible]	[illegible]
Controller	[illegible]	[illegible]	[illegible]	[illegible]	[illegible]	[illegible]	-	[illegible]	-	[illegible]	[illegible]
Convention Center	[illegible]	[illegible]	-	-	[illegible]	[illegible]	[illegible]	[illegible]	-	[illegible]	[illegible]
Cultural Affairs	[illegible]	[illegible]	[illegible]	[illegible]	[illegible]	[illegible]	[illegible]	[illegible]	-	[illegible]	[illegible]
Department on Disability	[illegible]	[illegible]	[illegible]	[illegible]	[illegible]	-	-	[illegible]	-	[illegible]	[illegible]
Ethics	[illegible]	[illegible]	-	-	[illegible]	[illegible]	-	[illegible]	-	[illegible]	[illegible]
Environmental Protection	[illegible]	[illegible]	[illegible]	[illegible]	[illegible]	-	-	[illegible]	-	[illegible]	[illegible]
Fire and Police Pensions Board	[illegible]	[illegible]	-	-	[illegible]	-	-	[illegible]	-	[illegible]	[illegible]
Housing Authority	[illegible]	[illegible]	[illegible]	[illegible]	[illegible]	[illegible]	-	[illegible]	-	[illegible]	[illegible]
Housing Department	[illegible]	[illegible]	[illegible]	[illegible]	[illegible]	[illegible]	-	[illegible]	-	[illegible]	[illegible]
Human Relations Commission	[illegible]	[illegible]	[illegible]	[illegible]	[illegible]	[illegible]	-	[illegible]	-	[illegible]	[illegible]
Information Technology Agency	[illegible]	[illegible]	[illegible]	[illegible]	[illegible]	[illegible]	[illegible]	[illegible]	[illegible]	[illegible]	
Mayor	[illegible]	[illegible]	[illegible]	[illegible]	[illegible]	[illegible]	[illegible]	[illegible]	-	[illegible]	[illegible]
Neighborhood Empowerment	[illegible]	[illegible]	[illegible]	[illegible]	[illegible]	-	-	[illegible]	-	[illegible]	[illegible]
Personnel	[illegible]	[illegible]	[illegible]	[illegible]	[illegible]	[illegible]	-	[illegible]	[illegible]	[illegible]	
Planning	[illegible]	[illegible]	[illegible]	[illegible]	[illegible]	[illegible]	[illegible]	[illegible]	-	[illegible]	[illegible]
Police	[illegible]	[illegible]	[illegible]	[illegible]	[illegible]	[illegible]	[illegible]	[illegible]	-	[illegible]	[illegible]
Public Works											
Board Office	[illegible]	[illegible]	[illegible]	[illegible]	[illegible]	[illegible]	[illegible]	[illegible]	-	[illegible]	[illegible]
Contract Administration	[illegible]	[illegible]	[illegible]	[illegible]	[illegible]	[illegible]	-	[illegible]	-	[illegible]	[illegible]
City Engineer	[illegible]	[illegible]	[illegible]	[illegible]	[illegible]	[illegible]	[illegible]	[illegible]	-	[illegible]	[illegible]
Sanitation	[illegible]	[illegible]	[illegible]	[illegible]	[illegible]	[illegible]	[illegible]	[illegible]	-	[illegible]	[illegible]
Street Lighting	[illegible]	[illegible]	[illegible]	[illegible]	[illegible]	[illegible]	-	[illegible]	-	[illegible]	[illegible]
Street Services	[illegible]	[illegible]	[illegible]	[illegible]	[illegible]	[illegible]	[illegible]	[illegible]	-	[illegible]	[illegible]
Transportation	[illegible]	[illegible]	[illegible]	[illegible]	[illegible]	[illegible]	[illegible]	[illegible]	-	[illegible]	[illegible]
Treasurer	[illegible]	[illegible]	[illegible]	[illegible]	[illegible]	[illegible]	-	[illegible]	-	[illegible]	[illegible]
Zoo	[illegible]	[illegible]	[illegible]	-	[illegible]	[illegible]	-	[illegible]	-	[illegible]	[illegible]
Subtotal-Budgetary Departments	[illegible]	[illegible]	[illegible]	[illegible]	[illegible]	[illegible]	[illegible]	[illegible]	[illegible]	[illegible]	[illegible]
Library Fund	[illegible]	[illegible]	[illegible]	[illegible]	[illegible]	[illegible]	[illegible]	[illegible]	-	[illegible]	[illegible]
Recreation and Parks Fund	[illegible]	[illegible]	[illegible]	[illegible]	[illegible]	[illegible]	[illegible]	[illegible]	-	[illegible]	[illegible]
City Employee Retirement Fund									[illegible]	[illegible]	
Fire and Police Pensions Fund									[illegible]	[illegible]	
Total Departments	[illegible]	[illegible]	[illegible]	[illegible]	[illegible]	[illegible]	[illegible]	[illegible]	[illegible]	[illegible]	[illegible]
2009 Tax and Revenue Anticipation Notes	-	-	-	-		-		[illegible]	[illegible]	-	
Bond Redemption and Interest	-		-	-	-		-		[illegible]	[illegible]	
Capital Improvement Expenditures	-	-	-	-	-	-	-	[illegible]	[illegible]	-	
General City Purposes	-		-	-		-	-	[illegible]	[illegible]	[illegible]	
Human Resources Benefits	-			-		-	-	[illegible]	[illegible]		
Judgment Obligation Bonds	-			-	-	-	-	-	[illegible]	[illegible]	
Liability Claims	-			-		-	-	[illegible]	[illegible]		
Proposition A-Local Transit Assistance Fund	-	-	-	-	-	-	-	-	[illegible]	[illegible]	
Proposition C-Transit Improvement Fund	-	-	-	-	-	-	-	-	[illegible]	[illegible]	
Solid Waste Resource Fund	-	-	-	-	-	-	-	-	[illegible]	[illegible]	
Unappropriated Balance	-	-	-	-	-	-	-	-	[illegible]	[illegible]	
Wastewater Program	-	-	-	-	-	-	-	[illegible]	[illegible]	[illegible]	
Water and Electricity	-	-	-	-	-	-	-	[illegible]	[illegible]	-	
Other Special Purpose Funds	-	-	-	-	-	-	-	-	[illegible]	[illegible]	
Subtotal-Non-Departmental				-		-		-	[illegible]	[illegible]	[illegible]
Other Agencies	[illegible]	[illegible]	[illegible]	[illegible]	[illegible]	[illegible]	[illegible]	[illegible]			[illegible]
Total	[illegible]	[illegible]	[illegible]	[illegible]	[illegible]	[illegible]	[illegible]	[illegible]	[illegible]	[illegible]	[illegible]

EXHIBIT H
REQUIRED ORDINANCE CHANGES AND OTHER BUDGETARY ACTIONS

The list below outlines actions necessary to be taken by the Mayor and Council in order to effectuate the 2006-07 Proposed Budget. These actions include ordinance changes and other actions.

I. ORDINANCE CHANGES

- Authorize the issuance of $625 million in Tax and Revenue Anticipation Notes (TRANs) to address short-term cash flow needs, the annual Fire and Police Pension Fund contribution, and the annual Los Angeles City Employee's Retirement System Fund contribution anticipated in the fiscal year.

- Instruct the City Attorney to prepare and present an ordinance that amends all sections of the Los Angeles Administrative Code to waive all use fees for filming at City owned facilities, except for: El Pueblo, Los Angeles Convention Center, Department of Recreation and Park facilities, Warner Grand Theater, Los Angeles Zoo and Botanical Gardens.

- Instruct the City Attorney to prepare and present an ordinance to amend appropriate sections of the Los Angeles Municipal Code to establish the collection of a Vacant Structure Penalty fee to be added to the nuisance abatement and code enforcement costs incurred by the City of Los Angeles by perfecting and enforcing liens against affected properties.

- Instruct the City Attorney to prepare and present an ordinance to amend the Los Angeles Administrative Code Section 22.210.2, Schedule of Charges for Emergency Service, to increase the Advanced Life Support Services response call fee and the Basic Life Support response call fee as adopted by the Board of Fire Commissioners in 2005-06.

- Instruct the City Attorney to prepare and present an ordinance to effectuate the fee increases specified in the FY 2006-07 Annual Cost of Special Services Report and the Certified Unified Program Agency fees, if necessary, as adopted by the Board of Fire Commissioners in 2005-06.

- Instruct the City Attorney to prepare and present an ordinance, if necessary and in compliance with Council File 03-2489 currently under consideration by the City Council, to amend sections in the Los Angeles Administrative Code, including Section 5.181, Referral of Receivables to Director of Finance, that will include emergency ambulance billing accounts among those accounts eligible to be referred for collection.

- Instruct the City Attorney to prepare and present an ordinance that amends Division 5 Chapter 4 Article 1 Section 5.62 of the Los Angeles Administrative Code to transfer the duties and responsibilities for the written approval of affidavit or declarations of agreement with respect to the replacement of lost or destroyed checks and warrants from the Office of the City Attorney to the Office of the Controller.

- Instruct the City Attorney to prepare and present an ordinance to amend Section 12.40(b) of the Los Angeles Administrative Code to increase the fee for copies in the Office of the City Clerk.

- Instruct the City Attorney to prepare and present an ordinance to amend Section 20.51(a) of the Los Angeles Administrative Code to increase various fees associated with the following: (1) first copy of any public writing on file in the Office of the City Clerk; (4) certified copy; (5) copy of a map, Council District map, diagram, graph or other record of special design or of a size larger than the standard sizes on which the City Clerk keeps the normal records of the City; (7) lot split affidavits; (8) multi-owner runs; and, (9) property ownership information and ownership information letters.

- Instruct the City Attorney to prepare and present an ordinance to amend Section 20.51.1 of the Los Angeles Administrative Code to increase various fees for Subscriber Services for Agendas and Journals and Subscriber Services for Committee Agendas.

- Instruct the City Attorney to prepare and present an ordinance to amend Section 8.149.4 of the Los Angeles Administrative Code to increase the vehicle parking rate at the Convention Center from $10 to $12.

- Instruct the City Attorney to prepare and present an ordinance that increases the general admission fees for the Municipal Art Gallery, Watts Towers and Hollyhock House to $7 the first year and then to $10 two years following the adopted date. Admission fees for senior or children will not be increased.

- Instruct the City Attorney to prepare and present an ordinance to amend Section 62.05 of the Los Angeles Municipal Code to establish or increase fees associated with A Permits and Utility Permits for Stake Hole; Pipe Inspection; and, Utility and General Excavation (1-99 and 100-1000 square feet).

- Instruct the City Attorney to prepare and present an ordinance to amend Section 62.45 of the Los Angeles Municipal Code to increase fees associated with A Permits for Gates.

- Instruct the City Attorney to prepare and present an ordinance to amend Section 62.109 and 62.109(a) of the Los Angeles Municipal Code to increase fees associated with A Permits for Drains; Tree Wells; Curb; and, Sidewalk, Driveway (Concrete), Paving, Gutter and Ramps.

- Instruct the City Attorney to prepare and present an Ordinance amending Section 5.121.5 of the Los Angeles Administrative Code, and any other sections as required, to change the name of the Sanitation Equipment Charge Special Revenue Fund to the Solid Waste Resources Revenue Fund. This change is necessary to reflect the change of the Sanitation Equipment Charge to the Solid Waste Collection, Recycling, Transfer, Recovery of Waste Resources and Disposal Fee.

- Instruct the City Administrative Officer, with the assistance of the Bureau of Sanitation, the Office of Accounting, the City Attorney and the Controller, to conduct a review of all the special funds associated with the Bureau of Sanitation's curbside collection, disposal and recycling activities to potentially consolidate these various revenue streams into the Solid Waste Resources Revenue Fund (formerly the Sanitation Equipment Charge Special Revenue Fund) and report to Council with the findings of this review, including any recommendations on which funds could or should be consolidated.

- Instruct the City Attorney, with the assistance of the Bureau of Sanitation, to prepare and present an ordinance to amend Section 66.41 of the Los Angeles Municipal Code to increase the Solid Waste Fee monthly charges for both single family and multi-family residences over the next four years as follows:

Fiscal Year	Single Family	Multi Family
2006-07	$18.00	$11.88
2007-08	22.00	14.52
2008-09	25.00	17.16
2009-10	28.00	18.48

  The effective date of the increases are as follows: 2006-07 (upon adoption and posting of ordinance); 2007-08 (July 1, 2007); 2008-09 (July 1, 2008); and 2009-10 (July 1, 2009).

- Instruct the City Attorney to prepare and present an ordinance to amend Section 89.60 of the Los Angeles Administrative Code to increase all civil parking penalties by $5 per fine.

- Instruct the City Attorney to prepare and present an ordinance to amend Section 89.59 of the Los Angeles Municipal Code to increase the fees associated with annual, visitor and guest permit fees charged for preferential parking permits.

- Instruct the City Attorney to prepare and present an ordinance to amend Section 89.60 of the Los Angeles Administrative Code to establish a failure to display disabled placard fee of $25 per citation.

- Instruct the City Attorney to prepare and present any additional ordinances required to implement the budget as adopted.

II. OTHER ACTIONS

- Suspend Council policy that requires El Pueblo de Los Angeles Historical Monument Authority Department's to reimburse the City for related costs in fiscal year 2006-07.

- Instruct the Controller to revert all unexpended salary appropriations for 2005-06 to the Reserve Fund prior to closing the books for 2005-06.

- Instruct the Controller to appropriate and transfer funds pursuant to the terms of approved Memorandums of Understanding (MOUs) between the Department of Transportation (DOT) and the General Services Department (GSD) for the maintenance and operation of parking facilities. The appropriation and transfer of funds will be from the Contractual Services and/or the Parking Meter & Off-Street Parking Administration Special Purpose Fund Appropriation of the Special Parking Revenue Fund, Fund 363/94, Account No. 0050, to the General Services Department, Fund 100/40. Specific account information will be provided by DOT and GSD to the Controller's Office by July 31, 2006.

SECTION 2

General Government Budget

2006-07

PART I

Summary of Expenditures and Appropriations

CITY OF LOS ANGELES

SUMMARY STATEMENT

This Section summarizes the general government budget consisting of the budgetary departments, appropriations to departments requiring city budgetary assistance, and nondepartmental items.

Details of this summary follow in Section 2 Part II through Section 2 Part IV.

SUMMARY OF EXPENDITURES AND APPROPRIATIONS

Appropriations for the necessary support of City government, excluding public enterprises and special revenues of the Library, Recreation and Parks, City Employees' Retirement and Pensions Departments; and expenditures for the last completed fiscal year and estimated expenditures for the fiscal year in progress.

Expenditures 2004-05	Adopted Budget 2005-06	Estimated Expenditures 2005-06		Budget Appropriation 2006-07
$ 2,877,611,466	$ 3,063,098,729	$ 3,205,093,000	Budgetary Departments	$ 3,324,329,615
60,109,000	61,423,675	61,424,000	Library Fund	65,732,555
107,679,362	125,727,496	125,722,000	Recreation and Parks Fund	133,140,401
27,568,002	43,705,607	43,705,000	City Employees' Retirement Fund	50,010,020
500,000	500,000	500,000	Fire and Police Pension Funds	500,000
$ 3,173,894,830	$ 3,300,547,405	$ 3,457,017,000	Total Departmental	$ 3,573,612,592
$ 352,827,167	$ 446,671,879	$ 442,565,000	2006 Pension Tax and Revenue Anticipation Notes, Debt Service Fund	$ 655,010,643
141,855,050	163,420,450	164,467,000	Bond Redemption and Interest Funds	180,362,859
144,884,931	153,992,005	153,982,000	Capital Finance Administration	158,598,032
186,019,806	274,545,426	258,105,000	Capital Improvement Expenditure Program	353,494,277
60,438,153	80,527,801	65,007,000	General City Purposes	85,721,646
376,920,486	431,358,749	420,410,000	Human Resources Benefits	446,073,368
6,181,480	7,365,521	7,086,000	Judgment Obligation Bonds Debt Service Fund	7,088,834
29,848,552	41,000,000	38,000,000	Liability Claims	42,000,000
--	45,306,074	--	Unappropriated Balance	46,597,464
259,397,359	340,048,306	306,114,000	Wastewater Special Purpose Fund	392,172,923
31,852,775	38,797,370	36,797,000	Water and Electricity	39,606,015
371,997,256	653,572,400	552,046,000	Appropriations to Special Purpose Funds	754,235,785
$ 1,973,701,010	$ 2,685,226,674	$ 2,544,511,000	Total Nondepartmental	$ 3,595,394,825
$ 5,147,676,760	$ 5,985,274,079	$ 6,001,528,000	Total Expenditures and Appropriations	$ 6,673,214,507

SECTION 2

General Government Budget

2006-07

PART II

Budgetary Departments

CITY OF LOS ANGELES

STATEMENT AND SCOPE OF PROGRAMS

The narrative statement of the scope of programs shown under each department, office, or bureau heading is presented for information only and is not to be construed as limiting or authorizing the powers and duties of these offices in any way.

EXPENDITURES AND APPROPRIATIONS

Amounts shown for each department, office, or bureau in the column headed "Budget Appropriation 2006-07" are individual items of the budget within the meaning of the Charter sections relating to the general budget, and represent totals of appropriations for programs of planned expenditures for the fiscal year. Such programs are submitted in detail in accompanying documents and are incorporated as a part of this budget by reference. Such programs, as approved by the final adoption of the budget, constitute the program of planned expenditures mentioned in Section 320 of the Charter, subject to such other expenditure controls as may be provided by law. Provided, however, that all appropriations in excess of the amount indicated as coming from the General Fund are, to the extent of such excess, conditional and made contingent upon receipt of monies in the Special Purpose Fund indicated. Provided, further, that no liability can be assumed or be imposed in excess of the amount indicated as coming from the General Fund, and that the assuming or imposing of liabilities with respect to amounts indicated as coming from special purpose funds are limited to the amounts actually received or made available through such funds.

SOURCE OF FUNDS

The amounts indicated for each fund are the amounts appropriated from such funds to finance the items appropriated for expenditure by the respective departments for the year 2006-07. Allocations, apportionments, and appropriations from special purpose funds as shown for each department, office, or bureau are contingent and subject to change, depending upon the proper receipt and allocation of such funds.

SUPPORTING DATA

DISTRIBUTION OF 2006-07 TOTAL COST OF PROGRAMS

Actual appropriations by object are distributed here by program or purpose of expenditure. This data represents an estimate of the cost of the various programs.

Related costs, which are summarized in Exhibit G, are itemized by departmental program to give an indication of total cost of programs for the various departments.

Aging

The Department is in charge of the planning, coordination, direction and management of the City's Senior Citizen activities. It manages federal and state Older Americans Act grant funds to provide a variety of services through its programs operated at sixteen multipurpose centers and 106 nutrition sites. The programs are designed to promote Senior Citizen independence and prevention of premature institutionalization through financial security, disease prevention, health promotion, adequate food sustenance, provision of social services, and mobility assistance.

Expenditures 2004-05	Adopted Budget 2005-06	Estimated Expenditures 2005-06		Budget Appropriation 2006-07
			EXPENDITURES AND APPROPRIATIONS	
			Salaries	
3,183,595	3,361,393	3,362,000	Salaries General	3,341,141
15,462	-	-	Salaries As-Needed	-
10,156	3,900	4,000	Overtime General	3,905
3,209,153	3,365,293	3,366,000	Total Salaries	3,345,041
			Expense	
40,896	15,801	16,000	Printing and Binding	15,801
4,940	9,359	9,000	Travel	9,359
29,405	25,861	26,000	Contractual Services	25,861
10,031	9,200	9,000	Transportation	9,200
123,171	47,969	48,000	Office and Administrative	47,969
-	2,972	3,000	Operating Supplies	2,972
214,451	111,162	111,000	Total Expense	111,162
			Equipment	
5,280	-	-	Furniture, Office and Technical Equipment	-
5,280	-	-	Total Equipment	-
3,428,884	3,476,455	3,477,000	Subtotal	3,456,203
3,428,884	3,476,455	3,477,000	Total Aging	3,456,203

Expenditures 2004-05	Adopted Budget 2005-06	Estimated Expenditures 2005-06		Budget Appropriation 2006-07
			SOURCES OF FUNDS	
699,982	1,168,580	1,164,000	General Fund	1,178,991
448,924	342,362	342,000	Community Development Trust Fund (Sch. 8)	291,310
1,977,263	1,566,730	1,566,000	Older Americans Act Fund (Sch. 21)	1,994,166
246,163	300,705	301,000	Proposition A Local Transit Fund (Sch. 26)	306,092
56,552	84,276	84,000	Older Californians Act Funds (Schedule 20)	85,624
3,428,884	3,476,455	3,477,000	Total Funds	3,456,203

SUPPORTING DATA
DISTRIBUTION OF 2006-07 TOTAL COST OF PROGRAMS

	6010201 Senior Social Services	6010202 Family Caregiver Support	6010203 Senior Employment Program	6010204 General Administration and Support	Total
Budget					
Salaries	2,094,014	770,846	501,705	288,078	3,645,644
Expenses	50,156	21,065	37,426	8,005	116,652
Equipment	-	-	-	-	-
Special	-	-	-	-	-
Total Department Budget	2,144,170	791,911	539,131	296,083	3,771,295
Support Program Allocation	188,573	39,105	26,492	(254,015)	-
Related and Indirect Costs					
Pension & Retirement	251,991	481,845	74,513	-	808,349
Human Resources Benefits	305,715	53,450	70,602	-	429,767
Water & Electricity	-	-	-	-	-
Communication Services	-	-	-	-	-
Banking Services	115,208	65,350	74,656	-	255,214
All Other Related Costs	861,779	244,741	108,774	-	1,215,294
Capital Expense & Vehicle	5,268	1,456	948	-	7,672
Liability Claims	-	-	-	-	-
Subtotal Related Costs	2,164,439	846,842	329,493	-	3,340,774
Cost Allocated to Other Departments	-	-	-	-	-
Total Cost of Program	4,494,147	1,283,863	540,784	-	6,318,794
Positions	39	6	4	3	42

Animal Services

The Department enforces all laws and ordinances regulating the care, custody, control and prevention of cruelty to all animals within the City. It operates and maintains animal shelters, issues permits and conducts inspections for the operation of animal establishments. The Department issues dog and equine licenses as provided by law, and participates in the County's rabies control program. The Department conducts administrative hearings for the resolution of dangerous animal problems and dogs that bark excessively. The Department also offers educational programs.

Expenditures 2004-05	Adopted Budget 2005-06	Estimated Expenditures 2005-06		Budget Appropriation 2006-07
			EXPENDITURES AND APPROPRIATIONS	
			Salaries	
12,571,010	16,421,258	15,065,000	Salaries General	17,781,192
294,483	283,544	315,000	Salaries As-Needed	283,544
161,031	81,000	82,000	Overtime General	81,000
13,026,524	16,785,802	15,462,000	Total Salaries	18,125,736
			Expense	
71,675	102,850	100,000	Printing and Binding	102,850
786	-	1,000	Travel	-
56,442	150,548	190,000	Contractual Services	237,848
184,059	283,703	285,000	Medical Supplies	509,397
13,717	8,705	12,000	Transportation	8,705
1,070	1,074	1,000	Governmental Meetings	1,074
23,452	69,210	56,500	Uniforms	69,210
94,052	67,500	75,000	Private Veterinary Care Expense	67,500
71,359	120,000	126,500	Animal Food/Feed and Grain	251,800
191,130	280,362	265,000	Office and Administrative	499,811
137,037	191,847	192,000	Operating Supplies	323,076
547,885	1,325,792	1,301,000	Total Expense	2,051,262
			Equipment	
6,209	15,530	15,000	Furniture, Office and Technical Equipment	-
1,709	-	-	Other Operating Equipment	-
7,918	15,530	15,000	Total Equipment	-
13,582,317	18,107,124	16,778,000	Subtotal	20,216,998
13,582,317	18,107,124	16,778,000	Total Animal Services	20,216,998

Animal Services

Expenditures 2004-05	Adopted Budget 2005-06	Estimated Expenditures 2005-06		Budget Appropriation 2006-07
			SOURCES OF FUNDS	
13,644,853	18,107,124	16,558,005	General Fund	20,216,998
214,791	-	200,000	GOB SER 2002A Animal Shelter Const (Sch. 29)	-
22,673	-	20,000	GOB SER 2003A Animal Shelter Const (Sch. 29)	-
13,882,317	18,107,124	16,778,005	Total Funds	20,216,998

SUPPORTING DATA
DISTRIBUTION OF 2006-07 TOTAL COST OF PROGRAMS

	AA0001 Field Operations	AA0002 Shelter Operations	AA0003 Licensing & Permitting Operations	AA0004 Pet Sterilization	AA0005 Information and Education	AA0006 General Administration and Support
Budget						
Salaries	4,666,101	10,215,001	453,795	801,101	713,384	1,263,124
Benefits	123,496	1,059,060	84,090	6,020	64,100	142,747
Mandated	-	-	-	-	-	-
Special	-	-	-	-	-	-
Total Department Budget	3,789,597	11,274,061	537,795	806,161	755,918	1,405,871
Budget Property Allocation	457,225	2,424,345	71,062	10,022	80,640	1,265,923
Related and Indirect Costs						
Pension & Retirement	1,187,367	2,516,262	130,460	11,242	166,051	-
Retiree Medical Benefits	834,646	2,238,576	90,716	49,482	116,496	-
Water & Electricity	31,944	86,287	3,544	1,017	4,471	-
Communication Services	-	-	-	-	-	-
Building Services	384,039	972,919	37,389	20,109	47,815	-
All Other Allocated Costs	797,079	1,884,167	77,229	42,124	98,280	-
Capital Finance & Wastewater	46,059	192,264	4,928	2,710	6,037	-
Liability Claims	7,202	16,794	698	448	1,026	-
Outside Budget Costs	3,288,567	8,476,386	344,567	126,632	432,695	-
Cost Allocation to Other Departments	-	-	-	-	-	-
Total Cost of Program	8,547,321	21,957,432	949,813	967,832	1,268,176	
Positions	84	176	11	2	14	28

SUPPORTING DATA
DISTRIBUTION OF 2006-07 TOTAL COST OF PROGRAMS

	Total
Budget	
Salaries	10,125,750
Expense	2,091,262
Equipment	-
Special	-
Total Department Budget	30,210,986
Support Program Allocation	
Related and Indirect Costs	
Pension & Retirement	4,261,337
Human Resources Benefits	3,307,027
Water & Electricity	170,049
Communication Services	-
Building Services	1,470,266
All Other Related Costs	2,918,320
Capital Finance & Wastewater	191,486
Liability Claims	39,406
Subtotal Related Costs	12,357,890
Cost Allocated to Other Departments	-
Total Cost of Program	12,830,276
Positions	321

Building and Safety

This Department enforces all ordinances and laws relating to the construction, alteration, repair, demolition, removal or relocation of buildings or structures as well as the installation, alteration, repair, use and operation of heating, plumbing, lighting, ventilating, refrigerating, electrical and mechanical appliances and equipment therein. The Department enforces the zoning ordinance of the City; provides a preventive as well as a corrective program for the rehabilitation of substandard private buildings, commercial buildings, schools, hospitals and places of public assembly; provides a program for inspection of all excavations and fills on private property; enforces the swimming pool fencing ordinance; tests and approves plumbing appliances and equipment for sale in the City; inspects boilers and elevators; provides reports of residential building records and pending special assessment liens to potential purchasers prior to sale or exchange and inspects residential property on request to determine its compliance with City code requirements.

Expenditures 2004-05	Adopted Budget 2005-06	Estimated Expenditures 2005-06		Budget Appropriation 2006-07
			EXPENDITURES AND APPROPRIATIONS	
			Salaries	
58,980,466	61,892,131	62,696,000	Salaries General	71,305,779
4,454,314	4,469,464	4,470,000	Overtime General	4,469,464
64,434,780	66,361,595	67,166,000	Total Salaries	75,775,243
			Expense	
324,680	123,800	124,000	Printing and Binding	133,592
4,753	.	..	Travel	.
726,408	367,223	367,000	Contractual Services	387,704
1,085,178	1,029,119	1,029,000	Transportation	1,407,809
764,797	168,424	168,000	Office and Administrative	199,862
267,462	51,352	51,000	Operating Supplies	65,908
3,161,278	1,749,985	1,749,000	Total Expense	2,194,799
67,596,058	68,111,581	68,915,000	Subtotal	77,970,042
67,596,058	68,111,581	68,915,000	Total Building and Safety	77,970,042

Building and Safety

Expenditures 2004-05	Adopted Budget 2005-06	Estimated Expenditures 2005-06		Budget Appropriation 2006-07
			SOURCES OF FUNDS	
60,373,077	12,371,120	12,370,000	General Fund	13,799,311
41,756	154,714	155,000	Stormwater Pollution Abatement Fund (Sch. 7)	76,729
1,345,951	-	-	Community Development Trust Fund (Sch. 8)	-
7,200	44,174	44,000	Sewer Operation & Maintenance (Sch. 14)	45,349
3,996,410	-	-	B&S Special Svcs Fund	-
666,457	-	804,000	Major Projects Review Trust Fund (Sch. 35)	-
1,144,405	-	-	B&S Systems Development Fund (Sch. 40)	-
-	55,541,573	56,542,000	Bldg and Safety Enterprise Fund (Sch. 40A)	64,049,823
67,598,258	68,111,581	69,915,000	Total Funds	77,970,012

SUPPORTING DATA
DISTRIBUTION OF 2006-07 TOTAL COST OF PROGRAMS

	BA0804 Engineering Plan Checking	BA0802 New Construction Inspection	BA0800 Licensing, Testing and Material Control	BC0804 Control of Existing Structures & Mech. Devices	BA0840 Technical Support	BA0880 Overall Administration and Support
Budget						
Salaries	21,314,269	25,717,898	1,493,628	14,307,600	2,996,607	7,173,600
Operation	197,394	720,938	31,007	1,137,696	16,766	182,904
Equipment	-	-	-	-	-	-
Special	-	-	-	-	-	-
Total Department Budget	21,511,663	26,438,836	1,496,635	15,444,696	3,314,466	7,356,504
Support Program Allocation	3,696,526	3,261,662	265,107	2,630,257	12,214,445	17,381,240
Related and Indirect Costs						
Pension & Retirement	5,784,728	7,596,638	302,815	4,806,200	-	-
Health Insurance Benefits	2,592,371	3,413,902	168,525	1,861,729	-	-
Water & Electricity	23,418	32,374	1,602	15,771	-	-
Communication Services	-	-	-	-	-	-
Building Services	1,797,422	1,041,039	78,672	951,688	-	-
All Other Related Costs	3,496,844	5,425,812	183,916	1,008,115	-	-
Costs Shared in Warehouse	65,520	64,936	3,176	37,272	-	-
Liability Costs	6,461	8,237	420	5,175	-	-
Subtotal Related Costs	13,767,764	16,582,294	738,130	8,685,948	-	-
Cost Allocated to Other Departments	-	-	-	-	-	-
Total Cost of Program	39,208,119	49,701,391	2,499,879	26,760,896	-	-
Positions	324	395	18	154	23	105

SUPPORTING DATA
DISTRIBUTION OF 2006-07 TOTAL COST OF PROGRAMS

	Total
Budget	
Salaries	75,779,243
Expense	2,194,769
Equipment	-
Special	-
Total Department Budget	77,975,012
Support Program Allocation	-
Related and Indirect Costs	
Pension & Retirement	18,909,160
Health Retirement Benefits	7,754,298
Water & Electricity	76,113
Communication Services	-
Building Services	2,958,126
All Other Related Costs	5,069,756
Capital Finance & Wastewater	154,474
Liability Claims	21,000
Subtotal Related Costs	32,942,926
Cost Allocated to Other Departments	-
Total Cost of Program	110,917,938
Positions	820

City Administrative Officer

The City Administrative Officer is the chief financial advisor to the Mayor and the Council and reports directly to both. This Office conducts studies and investigations, carries out research and makes recommendations on a wide variety of City management matters for the Mayor and Council. This Office assists the Mayor and Council in the preparation of the City budget; forecasts and manages revenue projections; plans and directs the administration of the budget; manages the City's debt program; manages the City's risk management program; and directs the development of work programs and standards. This Office represents the management of the City in negotiating all labor contracts, coordinates applications for federal and state grants and claims for disaster relief, provides support for the Quality and Productivity Commission, chairs and participates on many coordinating committees and performs other duties required by the Mayor or the Council.

In accordance with Council action in C.F. 00-1700 adopted on July 3, 2001, the title of the Office of Administrative and Research Services was changed to City Administrative Officer.

Expenditures 2004-05	Adopted Budget 2005-06	Estimated Expenditures 2005-06		Budget Appropriation 2006-07
			EXPENDITURES AND APPROPRIATIONS	
			Salaries	
10,420,227	11,572,619	11,533,000	Salaries General	12,135,239
6,648	10,250	10,000	Salaries As-Needed	25,129
66,228	-	15,000	Overtime General	-
10,503,103	11,582,719	11,558,000	Total Salaries	12,160,368
			Expense	
56,575	54,600	56,000	Printing and Binding	54,600
19,252	-	10,000	Travel	-
673,995	595,515	764,000	Contractual Services	1,096,449
979	1,850	2,000	Transportation	1,650
175	200	1,000	Governmental Meetings	-
144,757	124,700	120,000	Office and Administrative	224,900
54,296	30,400	30,000	Operating Supplies	30,400
949,939	807,165	995,000	Total Expense	1,407,999
			Equipment	
330,725	-	-	Furniture, Office and Technical Equipment	-
330,725	-	-	Total Equipment	-
11,783,767	12,389,884	12,554,000	Subtotal	13,568,367
11,783,767	12,389,884	12,554,000	Total City Administrative Officer	13,568,367

City Administrative Officer

Expenditures 2004-05	Adopted Budget 2005-06	Estimated Expenditures 2005-06		Budget Appropriation 2006-07
			SOURCES OF FUNDS	
10,399,848	11,132,877	11,133,000	General Fund	12,061,880
74,146	85,128	85,000	L.A. Convention & Visitors Bur. Fund (Sch. 1)	89,554
184,220	180,606	151,000	Sewer Operation & Maintenance (Sch. 14)	169,756
474,760	476,249	642,000	Sewer Capital (Sch. 14)	696,698
50,050	53,000	53,000	Prop. C Anti-Gridlock Transit Fund (Sch. 27)	55,240
1,059	-	-	GOB Series 2000A Library Fac. Const (Sch. 29)	-
25,683	-	-	GOB Ser 2000A Fire/Pr Const. (Sch. 29)	-
99,928	-	-	GOB SER 2004A 911/PIF Const (Sch. 29)	-
25,153	-	-	GOB SER 2002A Animal Shelter Const (Sch. 29)	-
27,502	29,453	29,000	Special Police Communications Tax Fund (Sch. 33)	30,926
485,373	356,762	357,000	Disaster Assistance Trust Fund (Sch 37)	378,073
-	74,010	74,000	Bldg and Safety Enterprise Fund (Sch. 40A)	76,540
11,733,767	12,389,864	12,554,000	Total Funds	13,558,367

SUPPORTING DATA
DISTRIBUTION OF 2006-07 TOTAL COST OF PROGRAMS

	PG1001 Budget Formulation and Control	PG1002 Management Review	PG1003 Employee Relations Compensation and Benefits	PG1004 Risk Management	PG1005 General Administration and Support	Total
Budget						
Salaries	5,422,074	5,166,412	1,076,980	1,195,007	1,087,697	13,948,169
Expense	191,500	200,180	140,000	395,000	45,015	1,467,699
Equipment	-	-	-	-	-	-
Special	-	-	-	-	-	-
Total Department Budget	5,613,574	5,366,592	1,216,980	1,590,007	1,132,712	15,415,867
Support Program Allocation	645,814	535,401	136,454	185,456	(2,111,125)	-
Related and Indirect Costs						
Pension & Retirement	1,606,858	818,109	392,164	310,154	-	3,249,385
Retiree Retention Benefits	611,078	306,503	127,962	127,891	-	1,173,434
Water & Electricity	10,917	61,124	22,629	22,629	-	117,299
Conservation Services	-	-	-	-	-	-
Building Services	1,076,048	416,042	200,211	289,017	-	2,031,318
All Other Related Costs	691,299	381,075	190,459	190,459	-	1,453,292
Central Finance & Warehouse	4,862	2,738	1,223	1,223	-	10,134
Costs by Others	-	-	-	-	-	-
Subtotal Related Costs	3,994,002	2,245,342	933,648	933,648	-	8,106,640
Cost Allocated to Other Departments	-	-	-	-	-	-
Total Cost of Program	10,235,990	5,901,730	2,036,450	2,354,383	-	23,522,507
Positions	56	35	19	14	14	138

City Attorney

The City Attorney acts as legal adviser to the Municipal Corporation of the City of Los Angeles and the Council, all officers, boards, Council-controlled departments and the following departments having control over their own funds: Water and Power, Harbor, Airports, City Employees' Retirement System and Fire and Police Pensions Systems. The City Attorney renders legal opinions construing federal and State laws, the Charter and City ordinances. The City Attorney examines all contracts and ordinances as to form and legality and often interprets the legality of various activities of the City and its officials. The City Attorney represents the City, its boards, officials and officers in all civil trials and legal proceedings before all courts. The City Attorney represents the City before all courts relative to the defense of all tort claims and resulting lawsuits filed, before the Workers' Compensation Appeals Board and all courts relating to workers' compensation claims and litigation; before the State Public Utilities commission, the Federal Power Commission, the Civil Aeronautics Board, the Federal Maritime Board and other federal and State administrative bodies and committees. The City Attorney prosecutes all misdemeanors occurring in the City. The City Attorney also advocates the City in proceedings before the United States Congress, the State Legislature and respective committees.

Expenditures 2004-05	Adopted Budget 2005-06	Estimated Expenditures 2005-06		Budget Appropriation 2006-07
			EXPENDITURES AND APPROPRIATIONS	
			Salaries	
69,738,518	74,453,836	74,301,000	Salaries General	77,453,825
4,189,975	1,775,956	4,225,000	Grant Reimbursed	2,000,309
9,830,053	9,605,926	11,032,000	Salaries Proprietary	10,822,388
44,714	5,408	45,000	Overtime General	5,400
83,810,270	85,835,832	89,603,000	Total Salaries	90,348,030
			Expense	
227,809	234,045	236,000	Bar Dues	234,370
111,664	185,180	183,000	Printing and Binding	224,923
7,570	-	3,000	Travel	-
3,662,805	1,052,169	1,414,000	Contractual Services	1,509,169
30,675	20,512	29,000	Transportation	20,512
3,973,448	3,945,448	4,696,000	Litigation	3,945,448
4,500	5,000	5,000	Contingent Expense	5,000
847,186	916,388	916,000	Office and Administrative	1,626,621
-	7,830	-	Operating Supplies	7,830
8,874,998	6,366,376	7,480,000	Total Expense	7,584,073
			Equipment	
510	5,545	8,000	Furniture, Office and Technical Equipment	20,000
510	5,545	8,000	Total Equipment	20,000
92,685,326	92,226,753	97,091,000	Subtotal	97,952,083
92,685,326	92,226,753	97,091,000	Total City Attorney	97,952,083

City Attorney

Expenditures 2004-05	Adopted Budget 2005-06	Estimated Expenditures 2005-06		Budget Appropriation 2006-07
			SOURCES OF FUNDS	
89,222,500	89,676,186	94,395,000	General Fund	95,596,795
1,550,913	395,365	397,000	Community Development Trust Fund (Sch. 8)	237,751
68,104	69,597	70,000	HOME Invest. Partnerships Program Fund (Sch. 9)	69,597
367,996	395,579	396,000	Sewer Operation & Maintenance (Sch. 14)	344,731
414,211	456,724	457,000	Sewer Capital (Sch. 14)	400,115
205,952	205,952	204,000	Telecom. Development Acct. (Sch. 20)	238,444
116,459	117,549	118,000	Workforce Investment Act Fund (Sch. 22)	117,549
127,096	324,410	324,000	Rent Stabilization Trust Fund (Sch. 23)	306,060
140,790	166,260	166,000	Prop. C Anti-Gridlock Transit Fund (Sch. 27)	170,005
57,771	-	-	GOB Ser 2000A Fire/Pr Const. (Sch. 28)	-
16,650	-	-	GOB SER 2002A Animal Shelter Const (Sch. 29)	-
19,088	-	84,000	Major Projects Review Trust Fund (Sch. 35)	-
339,220	479,530	480,000	Code Enforcement Trust Fund (Sch. 42)	508,080
49,957	-	-	Local Law Enforcement Block Grant Fund (Sch 45)	-
-	-	-	Affordable Housing Trust Fund (Sch. 50)	72,924
92,686,326	92,226,753	97,001,000	Total Funds	97,962,083

SUPPORTING DATA
DISTRIBUTION OF 2006-07 TOTAL COST OF PROGRAMS

	AIR 561 Criminal Prosecution	FO 1232 Civil Representation	[illegible] General Administration and Support	Total
Budget				
Salaries	43,770,695	45,251,945	3,420,779	92,443,419
Expense	1,866,086	3,146,876	993,730	7,994,692
Equipment	-	-	20,000	20,000
Special	-	-	-	-
Total Department Budget	45,636,781	48,398,821	4,434,509	97,468,111
Support Program Allocation	2,915,080	2,502,845	(5,418,925)	-
Related and Indirect Costs				
Pension & Retirement	12,046,040	12,128,896	-	24,174,936
Human Resources Benefits	3,564,470	3,731,193	-	7,295,663
Water & Electricity	220,386	192,163	-	412,549
Communication Services	-	-	-	-
Building Services	3,242,079	3,173,623	-	6,415,702
All Other Related Costs	6,004,029	3,471,721	-	9,475,750
Capital Finance & Wastewater	110,348	94,671	-	205,019
Liability Claims	-	-	-	-
Subtotal Indirect Costs	24,187,372	22,816,268	-	47,979,640
Cost Allocated to Other Departments	-	-	-	-
Total Cost of Program	72,739,233	71,717,934	-	144,457,167
Positions	431	395	45	871

City Clerk

The City Clerk serves as Clerk of the Council and maintains a record of all Council proceedings; maintains City records and archives; maintains a record of the ownership of all real estate in the City; and serves as Superintendent of Elections.

Expenditures 2004-05	Adopted Budget 2005-06	Estimated Expenditures 2005-06		Budget Appropriation 2006-07
			EXPENDITURES AND APPROPRIATIONS	
			Salaries	
8,348,195	9,207,019	9,272,000	Salaries General	9,723,939
4,585,161	79,351	1,425,000	Salaries As-Needed	6,785,301
980,136	92,437	1,170,000	Overtime General	2,003,209
14,293,492	9,378,805	11,867,000	Total Salaries	18,512,449
			Expense	
10,552	57,319	57,000	Printing and Binding	58,000
2,248	-	5,000	Travel	-
369,427	855,541	1,356,000	Contractual Services	363,297
51	1,650	2,000	Transportation	1,650
5,914,875	84,600	1,208,000	Elections	5,950,610
135,190	171,977	146,000	Office and Administrative	184,887
6,442,344	1,171,287	2,774,000	Total Expense	6,558,513
			Equipment	
33,818	-	20,000	Furniture, Office and Technical Equipment	-
33,818	-	20,000	Total Equipment	-
20,669,654	10,550,093	14,661,000	Subtotal	25,070,962
20,669,654	10,550,093	14,661,000	Total City Clerk	25,070,962

Expenditures 2004-05	Adopted Budget 2005-06	Estimated Expenditures 2005-06		Budget Appropriation 2006-07
			SOURCES OF FUNDS	
17,829,843	9,837,396	13,948,000	General Fund	24,540,694
2,169,519	-	-	Stormwater Pollution Abatement Fund (Sch. 7)	-
104,995	96,677	97,000	St. Light. Maint. Assessment Fund (Sch. 19)	96,633
262,104	271,402	271,000	BID Trust Fund - Admin (Sch. 29)	280,570
303,603	324,639	325,000	Special Police Communications Tax Fund (Sch. 33)	324,267
-	20,000	20,000	Bldg and Safety Enterprise Fund (Sch. 40A)	20,000
20,669,654	10,550,093	14,661,000	Total Funds	25,070,962

SUPPORTING DATA
DISTRIBUTION OF 2006-07 TOTAL COST OF PROGRAMS

	FB1401 Control and Public Services	FB1402 Administration of City Elections	FB1403 Maintains City Council Administrative Support	FB1404 Property Ownership Records	FB1405 Records Management	FB1420 General Administration and Support
Budget						
Salaries	3,102,460	10,551,222	408,466	5,374,104	491,987	1,759,910
Expenses	208,209	5,592,246	37,705	89,439	87,002	96,407
Equipment	-	-	-	-	-	-
Special	-	-	-	-	-	-
Total Department Budget	3,310,669	16,143,468	446,171	5,463,543	578,989	1,856,317
Subtotal Program Allocation	755,137	102,264	174,851	646,882	98,352	14,576,660
Related and Indirect Costs						
Pension & Retirement	997,759	434,392	231,910	757,343	128,723	-
Human Resources Benefits	455,248	243,002	111,375	354,609	69,769	-
Water & Electricity	54,048	28,817	13,115	43,974	7,164	-
Communications Services	-	-	-	-	-	-
Building Services	951,777	495,810	227,896	744,089	124,045	-
All Other Related Costs	957,759	483,178	219,280	698,367	119,796	-
Capital Finance & Wastewater	50,805	21,789	14,161	42,534	7,942	-
Liability Claims	21,591	11,473	5,258	17,210	2,808	-
Subtotal Related Costs	3,470,277	1,721,520	823,836	2,681,253	446,500	-
Cost Allocated to Other Departments		-	-	-	-	-
Total Cost of Program	7,574,327	18,561,004	1,447,858	8,371,678	1,029,795	-
Positions	48	10	11	38	6	22

SUPPORTING DATA
DISTRIBUTION OF 2006-07 TOTAL COST OF PROGRAMS

	Total
Budget	
Salaries	[illegible]
Expense	[illegible]
Equipment	-
Special	-
Less Department Budget	[illegible]
Support Program Allocation	-
Related and Indirect Costs	
Pension & Retirement	[illegible]
Human Resources Benefits	[illegible]
Water & Electricity	[illegible]
Communication Services	-
Building Services	[illegible]
All Other Related Costs	[illegible]
Central Finance & Warehouse	[illegible]
Liability Claims	[illegible]
Subtotal Related Costs	[illegible]
Cost Allocated to Other Departments	-
Total Cost of Program	[illegible]
Positions	[illegible]

Commission for Children, Youth & Their Families

The Commission for Children, Youth and Their Families serves as a focal point within the City to review policies and coordinate funding and programs affecting youth. The Commission is also responsible for establishing Neighborhood Networks serving different communities. The Neighborhood Networks combine available resources in the community and coordinate with various program providers to meet particular youth programming needs.

Expenditures 2004-05	Adopted Budget 2005-06	Estimated Expenditures 2005-06		Budget Appropriation 2006-07
			EXPENDITURES AND APPROPRIATIONS	
			Salaries	
902,657	1,019,917	972,000	Salaries General	1,019,707
113,386	132,758	228,000	Salaries As-Needed	132,758
1,016,043	1,152,675	1,200,000	Total Salaries	1,152,465
			Expense	
20,064	15,000	60,000	Printing and Binding	15,000
126,303	238,152	255,000	Contractual Services	238,152
54,098	43,809	133,000	Office and Administrative	43,809
21,335	28,564	29,000	Operating Supplies	28,564
221,760	325,525	477,000	Total Expense	325,525
1,237,803	1,478,200	1,677,000	Subtotal	1,477,990
1,237,803	1,478,200	1,677,000	Total Commission for Children, Youth & Their Families	1,477,990

Expenditures 2004-05	Adopted Budget 2005-06	Estimated Expenditures 2005-06		Budget Appropriation 2006-07
			SOURCES OF FUNDS	
1,111,503	1,282,048	1,422,000	General Fund	1,282,038
126,300	196,152	255,000	First and Broadway Child Care Fund (Sch. 20)	195,152
1,237,803	1,478,200	1,677,000	Total Funds	1,477,990

Commission for Children, Youth & Their Families

SUPPORTING DATA
DISTRIBUTION OF 2006-07 TOTAL COST OF PROGRAMS

	EF2701 Children, Youth and Their Families
Budget	
Salaries	[illegible]
Benefits	[illegible]
Equipment	-
Special	-
Total Department Budget	[illegible]
Related and Indirect Costs	
Pension & Retirement	[illegible]
Human Resources Benefits	[illegible]
Rights & Contracts	[illegible]
Customer/Legal Services	-
Building Rentals	[illegible]
All Other Related Costs	[illegible]
Central Finance & Treasurer	-
Liability Claims	-
Subtotal Related Costs	[illegible]
Cost Allocated to Other Departments	-
Total Cost of Program	[illegible]
Per Case	[illegible]

Commission on the Status of Women

The Commission on the Status of Women assists in assuring to all women the opportunity for full and equal participation in the affairs of City government and assists in promoting the general welfare of women in the community. The functions of the Commission include advising the Mayor and Council of the needs and concerns of women, investigating problems and recommending programs which will increase opportunities for women, and performing other studies and surveys.

Expenditures 2004-05	Adopted Budget 2005-06	Estimated Expenditures 2005-06		Budget Appropriation 2006-07
			EXPENDITURES AND APPROPRIATIONS	
			Salaries	
599,186	510,624	511,000	Salaries General	495,015
6,945	1,000	1,000	Overtime General	1,000
606,131	511,624	512,000	Total Salaries	496,015
			Expense	
3,646	23,473	23,000	Printing and Binding	23,473
13,847	23,405	23,500	Contractual Services	13,405
700	771	1,000	Governmental Meetings	-
10,232	10,067	10,500	Office and Administrative	10,838
28,225	57,716	57,000	Total Expense	47,716
636,356	569,340	569,000	Subtotal	543,731
636,356	569,340	569,000	Total Commission on the Status of Women	543,731

Expenditures 2004-05	Adopted Budget 2005-06	Estimated Expenditures 2005-06		Budget Appropriation 2006-07
			SOURCES OF FUNDS	
636,356	569,340	569,000	General Fund	543,731
636,356	569,340	569,000	Total Funds	543,731

SUPPORTING DATA
DISTRIBUTION OF 2006-07 TOTAL COST OF PROGRAMS

	[illegible] Status of Women
Budget	
Salaries	[illegible]
Expenses	[illegible]
Equipment	-
Grants	-
Total Discretionary Budget	[illegible]
Related and Indirect Costs	
Pension & Retirement	[illegible]
Human Resources Benefits	[illegible]
Gas & Electricity	[illegible]
Communications Services	-
Building Services	[illegible]
All Other Rental Costs	[illegible]
Central Finance & Warrants	[illegible]
Facility Items	-
Subtotal Budgetary Costs	[illegible]
Cost Allocated to Other Departments	-
Total Cost of Program	**931,004**
Positions	[illegible]

Community Development

This Department administers the Community Development Block Grant, the Workforce Investment Act, and the Community Services Block Grant funds. The Department assists with the preparation of the City's annual Consolidated Plan application, coordinates reports and recommends grant funding for the City's human services delivery system, the acquisition and development of neighborhood facilities, and a comprehensive employment and training program. The Department also initiates and promotes economic development projects.

Expenditures 2004-05	Adopted Budget 2005-06	Estimated Expenditures 2005-06		Budget Appropriation 2006-07
			EXPENDITURES AND APPROPRIATIONS	
			Salaries	
26,734,827	19,760,311	20,548,000	Salaries General	20,353,096
715,625	1,347,223	757,000	Salaries As-Needed	1,347,223
44,496	100,983	101,000	Overtime General	100,983
27,494,948	21,208,517	21,406,000	Total Salaries	21,801,302
			Expense	
72,293	108,300	106,000	Printing and Binding	108,350
93,595	39,924	40,000	Travel	39,924
2,185,021	1,084,583	1,085,000	Contractual Services	1,084,583
67,720	116,662	117,000	Transportation	116,602
101,416	-	-	Water and Electricity	-
12,205	50,560	51,000	Governmental Meetings	-
658,048	504,096	505,000	Office and Administrative	555,056
309,477	56,362	50,000	Operating Supplies	56,362
3,790,007	-	-	Leasing	-
7,490,295	1,952,847	1,954,000	Total Expense	1,952,847
			Equipment	
102,779	-	-	Furniture, Office and Technical Equipment	-
102,779	-	-	Total Equipment	-
34,998,012	23,161,364	23,360,000	Subtotal	23,754,149
34,998,012	23,161,364	23,360,000	Total Community Development	23,754,149

Community Development

Expenditures 2004-05	Adopted Budget 2005-06	Estimated Expenditures 2005-06		Budget Appropriation 2006-07
			SOURCES OF FUNDS	
2,858,728	1,902,446	1,530,050	General Fund	1,769,021
196,076	-	199,000	Forfeited Assets - State of California (Sch. 3)	-
13,431,970	11,566,526	11,569,000	Community Development Trust Fund (Sch. 8)	11,773,755
1,081,681	1,279,134	1,162,000	Community Services Admin. Grant (Sch. 13)	1,314,944
11,857,746	8,411,256	8,810,000	Workforce Investment Act Fund (Sch. 22)	8,895,829
79,227	-	-	Integrated Solid Waste Mgt Fund (Sch. 28)	-
1,602,460	-	-	Urban Development Action Grant (Sch. 28)	-
(57,925)	-	-	Welfare to Work Fund (Sch. 29)	-
3,993,259	-	-	Youth Opportunities Fund (Sch. 29)	-
22,197	-	-	El Pueblo de L.A. Hist. Mon. Rev. Fund (Sch. 40)	-
34,080,012	23,161,364	23,360,000	Total Funds	23,754,149

SUPPORTING DATA
DISTRIBUTION OF 2006-07 TOTAL COST OF PROGRAMS

	06-2010 Grant Administration	06-2020 Housing and Job Development	06-2030 Human Services	06-2040 Economic Development	06-2050 General Administration and Support	Total
Budget						
Salaries	3,445,124	3,220,000	3,897,500	2,000,154	824,246	23,891,302
Expenses	735,835	1,203,250	382,637	130,462	23,014	1,850,847
Equipment	-	-	-	-	-	-
Special	-	-	-	-	-	-
Total Operating Budget	4,181,959	4,423,250	4,280,137	2,130,616	847,260	25,756,149
Budget Program Allocation	135,102	240,000	201,440	108,183	(687,260)	-
Related and Indirect Costs						
Pension & Retirement	507,011	2,192,430	1,663,627	749,122	-	5,497,490
Human Resources Benefits	276,395	851,020	727,705	328,214		2,192,241
Water & Electricity	-	-	-	-	-	-
Communication Services		-	-	-	-	-
Building Services		-	-	-	-	-
All Other Related Costs	435,099	1,111,919	841,592	377,646		2,766,256
Capital Process & Wastewater	5,277	16,386	12,000	5,923		41,574
Liability Claims	661	2,060	1,577	693	-	4,991
Subtotal Related Costs	1,223,443	4,173,815	3,246,501	1,462,215	-	10,506,568
Cost Allocated to Other Departments	-	-	-	-	-	-
Total Cost of Program	5,117,201	15,415,475	9,903,086	4,372,214	-	40,408,835
Positions	43	96	87	30	8	273

Controller

The Controller is the chief accounting and auditing officer of the City and exercises general supervision over all accounts of officers and boards and prescribes the method and installation of accounting systems; records and audits receipts and disbursements; audits and approves demands; and protects appropriations against overdraft or expenditure for unauthorized purposes. The Controller centrally prepares payrolls and maintains reports of payroll deductions for employee participation in group insurance, medical service and other voluntary activities. The Controller acts as custodian of all official bonds, except that of the Controller.

Expenditures 2004-05	Adopted Budget 2005-06	Estimated Expenditures 2005-06		Budget Appropriation 2006-07
			EXPENDITURES AND APPROPRIATIONS	
			Salaries	
12,589,693	14,239,563	14,422,000	Salaries General	15,179,530
56,098	87,071	87,000	Overtime General	81,863
12,645,791	14,326,634	14,509,000	Total Salaries	15,261,393
			Expense	
32,249	50,000	56,000	Printing and Binding	60,000
12,020	-	-	Travel	-
1,544,734	1,815,883	2,146,000	Contractual Services	4,259,774
4,839	30,000	30,000	Contingent Expense	505,000
223,791	219,985	224,000	Office and Administrative	2,072,961
1,817,624	2,125,865	2,466,000	Total Expense	6,877,735
			Equipment	
167,670	103,800	107,000	Furniture, Office and Technical Equipment	566,400
167,670	103,800	107,000	Total Equipment	566,400
14,631,075	16,556,319	17,076,000	Subtotal	22,725,528
14,631,075	16,556,319	17,076,000	Total Controller	22,725,528

Expenditures 2004-05	Adopted Budget 2005-06	Estimated Expenditures 2005-06		Budget Appropriation 2006-07
			SOURCES OF FUNDS	
14,008,365	16,081,020	16,510,000	General Fund	22,264,869
123,590	126,650	129,000	Community Development Trust Fund (Sch. 8)	95,664
33,061	37,039	37,000	HOME Invest. Partnerships Program Fund (Sch. 9)	39,763
266,649	255,613	255,000	Sewer Capital (Sch. 14)	275,187
46,864	47,597	48,000	Workforce Investment Act Fund (Sch. 22)	50,321
74,926	97,000	97,000	Proposition A Local Transit Fund (Sch. 26)	99,724
14,631,075	16,556,319	17,076,000	Total Funds	22,725,528

SUPPORTING DATA
DISTRIBUTION OF 2006-07 TOTAL COST OF PROGRAMS

	FY 2007 Accounting For City Funds
Budget	
Salaries	19,261,310
Expense	8,877,731
Equipment	496,670
Special	-
Total Department Budget	28,635,708
Related and Indirect Costs	
Pension & Retirement	4,062,995
Human Resources Benefits	1,561,678
Water & Electricity	519,217
Communication Services	-
Building Services	2,110,013
Allocated Rental Costs	11,683,786
Capital Finance & Wastewater	720,614
Liability Claims	-
Subtotal Related Costs	20,658,303
Cost Allocated to Other Departments	
Total Cost of Program	49,296,811
Positions	187

Convention Center

The City is responsible for the operation and maintenance of the Convention Center in accordance with the lease and leaseback agreements between the City of Los Angeles and the Los Angeles Convention and Exhibition Center Authority.

The Convention Center Department markets and rents the facilities of the Convention Center for conventions, shows, meetings, dinners and other special events. It operates the parking facilities, provides client services and maintains the entire facility.

Expenditures 2004-05	Adopted Budget 2005-06	Estimated Expenditures 2005-06		Budget Appropriation 2006-07
			EXPENDITURES AND APPROPRIATIONS	
			Salaries	
9,166,020	9,478,108	9,487,000	Salaries General	9,502,351
3,401,529	3,191,690	3,191,000	Salaries As-Needed	3,191,090
917,060	897,726	897,000	Overtime General	897,726
13,584,608	13,566,522	13,575,000	Total Salaries	13,671,167
			Expense	
22,425	40,000	40,000	Printing and Binding	40,000
2,507,115	2,407,578	2,408,000	Contractual Services	2,407,578
13,456	15,500	16,000	Field Equipment Expense	15,500
322,062	317,400	317,000	Maintenance Materials,Supplies & Services	434,300
6,000	6,000	6,000	Transportation	6,500
201,040	275,000	270,000	Utilities Expense Private Company	275,500
3,219,290	3,332,000	3,332,000	Water and Electricity	3,562,500
158,639	169,300	169,000	Electrical Service	169,300
24,718	25,000	25,000	Uniforms	25,000
83,551	95,100	95,000	Office and Administrative	95,100
156,993	163,024	163,000	Operating Supplies	163,024
6,765,575	6,866,048	6,855,000	Total Expense	7,232,002
			Equipment	
36,442	-	-	Furniture, Office and Technical Equipment	-
36,442	-	-	Total Equipment	-

Convention Center

Expenditures 2004-05	Adopted Budget 2005-06	Estimated Expenditures 2005-06		Budget Appropriation 2006-07
			EXPENDITURES AND APPROPRIATIONS	
			Special	
343,327	265,500	259,000	Modifications Repairs Addition	547,000
84,329	175,000	175,000	Advertising, Travel & Other Promotion	175,000
-	7,500	-	Communication Services	7,500
47,157	64,700	65,000	Building Operating Equipment	139,000
-	40,000	40,000	Earthquake Reserve Fund	40,500
474,823	552,200	540,000	Total Special	909,000
20,841,548	20,989,170	20,990,000	Subtotal	21,812,529
20,841,548	20,989,170	20,990,000	Total Convention Center	21,812,529

Expenditures 2004-05	Adopted Budget 2005-06	Estimated Expenditures 2005-06		Budget Appropriation 2006-07
			SOURCES OF FUNDS	
20,841,548	20,989,170	20,990,000	Convention Center Revenue Fund (Sch. 16)	21,812,529
20,841,548	20,989,170	20,990,000	Total Funds	21,812,529

SUPPORTING DATA
DISTRIBUTION OF 2006-07 TOTAL COST OF PROGRAMS

	FA8691 Convention and Exhibition Center
Budget	
Salaries	13,871,387
Expense	7,272,802
Equipment	-
Special	928,600
Total Department Budget	21,912,429
Related and Indirect Costs	
Pension & Retirement	2,667,307
Human Resources Benefits	1,736,225
Water & Electricity	-
Communication Services	-
Building Services	-
All Other Pooled Costs	5,201,634
Capital Finance & Wastewater	35,119,802
Liability Claims	38,400
Subtotal Related Costs	45,767,368
Cost Allocated to Other Departments	-
Total Cost of Program	67,679,797
Positions	195

Council

The Council is the governing body of the City except as otherwise provided in the Charter, and enacts ordinances subject to the approval or veto of the Mayor. It orders elections, levies taxes, authorizes public improvements, approves contracts, and adopts traffic regulations. The Council adopts or modifies the budget proposed by the Mayor and provides the necessary funds, facilities, equipment, and supplies for the budgetary departments and offices of the City. It creates positions, fixes salaries, and authorizes the number of employees in budgetary departments. The Council confirms or rejects appointments proposed by the Mayor, prescribes duties for boards or officers not defined by Charter, and may suspend elective officers.

Expenditures 2004-05	Adopted Budget 2005-06	Estimated Expenditures 2005-06		Budget Appropriation 2006-07
			EXPENDITURES AND APPROPRIATIONS	
			Salaries	
7,609,625	10,176,191	10,176,000	Salaries General	10,687,503
12,873,879	10,860,255	10,860,000	Salaries As-Needed	14,123,136
11,556	1,000	1,000	Overtime General	1,000
20,494,060	21,037,446	21,037,000	Total Salaries	24,811,639
			Expense	
321,429	196,410	196,000	Printing and Binding	196,410
85,935	42,456	43,000	Travel	42,456
246,894	472,603	473,000	Contractual Services	472,603
3,397	13,869	14,000	Transportation	13,869
19,226	34,406	34,000	Legislative, Economic or Govt. Purposes	34,406
35,225	80,000	80,000	Contingent Expense	80,000
590,301	585,595	586,000	Office and Administrative	585,595
1,302,407	1,425,339	1,426,000	Total Expense	1,425,339
			Equipment	
348,485	175,000	175,000	Furniture, Office and Technical Equipment	175,000
348,485	175,000	175,000	Total Equipment	175,000
22,144,952	22,637,785	22,638,000	Subtotal	26,411,978
22,144,952	22,637,785	22,638,000	Total Council	26,411,978

Expenditures 2004-05	Adopted Budget 2005-06	Estimated Expenditures 2005-06		Budget Appropriation 2006-07
			SOURCES OF FUNDS	
22,055,952	22,548,785	22,549,000	General Fund	26,322,978
89,000	89,000	89,000	Proposition A Local Transit Fund (Sec. 26)	89,000
22,144,952	22,637,785	22,638,000	Total Funds	26,411,978

SUPPORTING DATA
DISTRIBUTION OF 2006-07 TOTAL COST OF PROGRAMS

	FS0801 Legislation and Policy Determination
Budget	
Salaries	[illegible]
Expenses	[illegible]
Equipment	[illegible]
Grants	-
Total Department Budget	[illegible]
Related and Indirect Costs	
Pension & Retirement	[illegible]
Human Resources Benefits	[illegible]
Water & Electricity	[illegible]
Communication Services	-
Printing Services	[illegible]
All Other Related Costs	[illegible]
Capital Projects & Maintenance	[illegible]
Liability Claims	[illegible]
Subtotal Related Costs	[illegible]
Cost Allocated to Other Departments	-
Total Cost of Program	[illegible]
Positions	[illegible]

Cultural Affairs

This Department conducts and sponsors art exhibitions, community art events, special events and art classes in City-owned facilities and partners with non-profit arts organizations to administer and coordinate arts and cultural services for the community. The Department conducts theater operations and sponsors performances at various theaters across the City. The Department manages the City's Art Collection and over 600 historic cultural monuments; administers a cultural grants program; supervises public arts projects generated by the private and public Percent for the Arts programs; and, maintains a citywide murals program. The Cultural Affairs Commission (CAC) approves the design of structures including buildings, bridges, light standards and marquees to be constructed on or over City property. The CAC approves works of art to be acquired by the City through purchase or gift and approves their location in public buildings.

Expenditures 2004-05	Adopted Budget 2005-06	Estimated Expenditures 2006-06		Budget Appropriation 2006-07
			EXPENDITURES AND APPROPRIATIONS	
			Salaries	
3,930,212	3,898,469	3,898,000	Salaries General	4,296,230
694,381	390,744	549,000	Salaries As-Needed	545,754
10,949	-	2,000	Overtime General	-
4,635,542	4,289,213	4,449,000	Total Salaries	4,840,984
			Expense	
135,116	96,543	97,000	Printing and Binding	106,543
408,054	369,490	381,000	Contractual Services	287,490
1,923	2,900	2,000	Transportation	2,505
85,651	121,451	120,000	Art and Music Expense	126,451
71,047	70,905	81,000	Office and Administrative	73,585
45,718	53,354	51,500	Operating Supplies	63,354
748,519	705,923	702,000	Total Expense	668,923
			Special	
950,073	2,400,004	2,400,000	Special Events I	2,120,895
3,529,241	1,465,000	1,308,500	Special Events II	1,592,991
833,107	730,000	730,000	Special Events III	730,000
5,312,421	4,595,884	4,438,000	Total Special	4,443,884
10,696,482	9,589,020	9,589,000	Subtotal	9,943,791
10,696,482	9,589,020	9,589,000	Total Cultural Affairs	9,943,791

Cultural Affairs

Expenditures 2004-05	Adopted Budget 2005-06	Estimated Expenditures 2005-06		Budget Appropriation 2006-07
			SOURCES OF FUNDS	
556,490	-	-	General Fund	-
1,249,506	-	-	L.A. Convention & Visitors Bur. Fund (Sch. 1)	-
18,529	-	-	Community Development Trust Fund (Sch. 8)	-
7,770,919	8,213,419	8,213,000	Arts & Cult. Fac. & Services Fund (Sch. 24)	8,415,600
1,101,037	1,375,602	1,376,000	Arts Development Fee Trust Fund (Sch. 29)	1,393,191
-	-	-	Cultural Affairs Trust Fund (Sch. 22)	135,000
10,696,482	9,589,020	9,589,000	Total Funds	9,943,791

SUPPORTING DATA
DISTRIBUTION OF 2006-07 TOTAL COST OF PROGRAMS

	DA8001 City Arts	DA8002 Communication, Research & Audience Development	DA8003 Public Art	DA8004 Support Administration and Support	Total
Budget					
Salaries	2,980,286	1,918,054	946,773	927,091	4,840,954
Expense	380,628	160,960	91,435	57,080	765,903
Equipment	-	-	-	-	-
Special	1,286,100	3,175,084	-	-	4,461,184
Total Department Budget	4,646,014	5,254,098	1,038,208	984,061	10,918,781
Salaries Program Allocation	455,972	701,110	288,642	(1,445,724)	-
Related and Indirect Costs					
Pension & Retirement	624,765	833,175	209,905	-	1,667,845
Human Resources Benefits	490,415	163,806	202,185	-	856,406
Water & Electricity	37,676	32,322	44,591	-	114,589
Communication Services	-	-	-	-	-
Building Services	773,618	385,238	209,503	-	1,368,359
All Other Related Costs	457,435	156,877	218,070	-	832,382
Capital Finance & Wastewater	4,459	1,624	2,018	-	8,101
Liability Claims	20,529	7,680	11,725	-	39,934
Subtotal Related Costs	2,408,894	1,580,722	1,198,010	-	5,187,626
Cost Allocated to Other Departments	-		-	-	-
Total Cost of Program	8,088,157	5,663,909	2,441,088	-	16,423,997
Positions	35	16	19	3	73

CULTURAL AFFAIRS DEPARTMENT
SPECIAL APPROPRIATIONS

The Cultural Affairs Department awards funds on an annual basis to organizations and individuals to present artistic productions citywide. These productions encompass all categories of the arts, such as visual arts, performance arts, dance, music, photography, and literary arts. Additionally, the Department produces and supports festivals, fairs and other special events celebrating the City's diverse cultures and traditions.

Following is the detailed list, for the years from 2004 through 2006, of the Department's Special Appropriations.

Expenditures 2004-05	Adopted Budget 2005-06	Estimated Expenditures 2005-06			Budget Appropriation 2006-07
			EXPENDITURES AND APPROPRIATIONS		
SPECIAL F - CULTURAL GRANTS FOR FAMILIES AND YOUTH					
$ 108,000	$ 108,000	A	DANCE CONCERTS AND CLASSES		$ 89,000
			Artist Consortium		5,000
			Benita Bike's Dance Art Inc		4,000
			Body Weather Laboratory		4,000
			Collage Dance Theatre		5,000
			Dancessence Inc. (aka Darrio Sterberg and Dancers)		5,000
			Dimple Dance Theatre		8,000
			Francisco Martinez Dance Theatre		6,000
			Helios Dance Theatre		5,000
			Heritage & Tradition Inc. (aka AVAZ Persian Dance)		4,000
			Jazz Tap Ensemble Inc		5,000
			Kashuf Chaim Dances		6,000
			Los Angeles Chamber Ballet		7,000
			Lula Washington Contemporary Dance Foundation		7,000
			Rhapsody in Tap Inc.		7,000
			Roxanne Dances World Wide Inc		5,000
			San Pedro City Ballet		5,000
$ ..	$ ..	B	GRAPHIC AND ENVIRONMENTAL DESIGN		$ ..
$ 78,000	$ 78,000	C	LITERATURE AND PUBLISHING		$ 88,000
			Beyond Baroque Foundation		10,000
			Dario Lodi		10,000
			Red Hen Press		4,000
			Luis Rodriguez		10,000
			Michael Worthington		49,000
			Wordwalk, Inc. (aka Spoken Islands)		5,000
$ 210,000	$ 210,000	D	FILM FESTIVAL AND PUBLIC TELEVISION		$ 205,000
			American Film Institute Inc		7,000
			The Artist Collective Inc		5,000
			Dance Camera West		7,000
			Filmmakers United (aka Los Angeles Shorts Festival)		6,500
			Hollywood Entertainment Museum		5,000

CULTURAL AFFAIRS DEPARTMENT
SPECIAL APPROPRIATIONS

Expenditures 2004-05	Adjusted Budget 2005-06	Estimated Expenditures 2005-06		Budget Appropriation 2006-07
			FILM FESTIVAL AND PUBLIC TELEVISION (Continued)	
			Indian Film Festival of Los Angeles	$ 6,000
			Inner-City Filmmakers	6,000
			International Documentary	6,000
			KCET	45,000
			L.A. Francophile	5,000
			Outfest	35,000
			Silver Lake Film Festival Inc.	7,500
			Visual Communications	5,000
			Women in Film	20,000
			FIND (Film Independent)	30,000
	$ 285,000	$ 285,000	$ MUSIC CONCERTS AND CLASSES	$ 328,500
			American Youth Symphony Inc.	9,000
			Apollo Ensemble Inc. (aka Musica Angelica)	9,500
			California EAR Unit	5,500
			Chamber Music Palisades	5,500
			Cor Cymraeg De California	4,000
			The Da Camera Society	11,000
			Debussy Trio Music Foundation	7,000
			Feminist Forum	5,000
			Gay Men's Chorus of Los Angeles	8,500
			INCA, Sin Fronteras Music & Dance Ensemble	7,500
			Kansas Philharmonic Orchestra	5,500
			Los Angeles Chamber Orchestra	23,000
			Los Angeles Jazz Society	8,000
			Los Angeles Jewish Symphony	7,500
			Los Angeles Master Chorale	35,000
			Los Angeles Opera Company	25,000
			Los Angeles Philharmonic Association	20,000
			Melodia Sinfonia	2,500
			North West Quintet	8,000
			Opera Noir	6,500
			Piano Spheres	5,000
			Phil Rosslin	10,000
			San Fernando Valley Youth Chorus Inc.	6,000
			Santa Cecilia Opera and Orchestra	11,000
			Saturday Night Bach Concert Fund	3,500
			Society for Activation of Social Space... Art & Sound	4,000
			South Bay Chamber Music Society Inc.	5,500
			Southwest Chamber Music Society	7,000
			Symphonic Jazz Orchestra	6,500
			Thelonious Monk Institute of Jazz	16,550
			Valley Cultural Center	6,500

CULTURAL AFFAIRS DEPARTMENT
SPECIAL APPROPRIATIONS

Expenditures 2004-05	Adopted Budget 2005-06	Estimated Expenditures 2005-06		Budget Appropriation 2006-07
			MUSIC CONCERTS AND CLASSES (Continued)	
			Valley Youth Orchestra Association (CSUN Youth Orchestra)	$ 4,000
			Vox Femina Los Angeles	7,000
			West Coast Singers	3,000
			Young Musicians Foundation	25,000
	$ 350,700	$ 350,700	THEATRICAL PLAYS AND WORKSHOPS	$ 454,000
			24th Street Theatre	5,000
			The Actors' Gang	5,000
			Autry National Center of the American West	45,000
			Bilingual Foundation of the Arts	25,000
			The Black Dahlia Theatre	4,000
			The Blank Theatre Company	5,000
			Celebration Theatre	6,000
			Center Theatre Group of Los Angeles	40,000
			Circle X Theatre Company	3,000
			Cities at Peace Inc	5,000
			Community Partners FBO Changing Perspectives	7,000
			Cornerstone Theatre Company Inc	30,000
			Deaf West Theatre Inc	30,000
			East Los Angeles Classic Theatre	8,000
			East West Players	25,000
			Enjoyfest	5,000
			FirstStage	8,000
			FITLA International Latino Theatre Festival	5,000
			Geffen Playhouse	4,000
			The Great Read Company	3,000
			Greenway Arts Alliance	10,000
			The Imagination Workshop	5,000
			The Independent Shakespeare Co. Inc	4,000
			Inside Out Community Arts Inc	10,000
			Interact Theatre Company	4,000
			Los Arts Theatre Group	3,000
			Los Angeles Poverty Department	7,000
			Musical Theatre Guild	4,000
			Odyssey Theatre Foundation	18,000
			Other Side of the Hill Productions Inc	5,000
			REPRISE! Broadway's Best	4,000
			Robey Theatre Company	3,000
			Shakespeare by the Sea	4,000
			Shakespeare Festival LA	22,000
			SINERGY Theatre Group/Grupo de Teatro SINERGIA	8,000
			Son of Semele Ensemble Inc	4,000
			Theatre West Inc	4,000

CULTURAL AFFAIRS DEPARTMENT
SPECIAL APPROPRIATIONS

Expenditures 2004-05	Adopted Budget 2005-06	Estimated Expenditures 2005-06			Budget Appropriation 2006-07
				THEATRICAL PLAYS AND WORKSHOPS (Continued)	
				TheatreExpress	$ 4,000
				Tovaro Street Theatre	4,000
				UPE Enterprise Inc.	4,000
				Virginia Avenue Project	10,000
				Watts Village Theater Company	4,000
				We Tell Stories	8,000
				West Coast Ensemble	5,000
				Wilde Players	7,000
				Ziggurat Theatre Company	3,000
	$ 137,400	$ 137,400	G.	FOLK ARTS AND CULTURAL HERITAGE	$ 123,200
				An Claidheamh Soluis (aka Celtic Arts Center)	8,000
				California Traditional Music Society	19,000
				FolkWorks	6,000
				Iron Circle Native	3,200
				Kim Eung Hwa Dance Academy	5,000
				Koda Arts Sphere Association	4,000
				L.A Story Works	2,000
				The Music Circle	8,000
				Pacific Islander Community Council (PICC)	5,000
				Thai Community Art & Cultural Center	5,000
	$ 384,500	$ 384,500	H.	MUSEUM PROGRAMS AND EXHIBITIONS	$ 347,500
				A+D Architecture + Design Museum, Los Angeles	8,000
				A Window Between Worlds	10,000
				Art Center College of Design	6,000
				Arts & Services for Disabled Inc.	8,000
				Paul J. Batello	10,000
				Center for Land Use Interpretation	6,000
				Center for the Study of Political Graphics	9,500
				Ann Gold Gyre	10,000
				Coryl Davis	16,000
				Andrew Freedman	10,000
				Clement S. Hanami	10,000
				L.A Artcore	6,000
				Latin American Cinemateca Los Angeles	3,500
				LatinArt.com	3,000
				Los Angeles Conservatory	5,000
				Los Angeles Contemporary Exhibitions	10,500
				Los Angeles Forum for Architecture	5,500
				Los Angeles Municipal Art Gallery Associates	27,000
				Museum Associates dba Los Angeles County Museum	65,000
				Museum of Contemporary Art	25,000

CULTURAL AFFAIRS DEPARTMENT
SPECIAL APPROPRIATIONS

Expenditures 2004-05	Adopted Budget 2005-06	Estimated Expenditures 2005-06		Budget Appropriation 2006-07
			MUSEUM PROGRAMS AND EXHIBITIONS (Continued)	
			Museum of Jurassic Technology	$ 6,000
			Robert Gelt Trust	10,000
			Otis Art Institute	10,000
			Pharmaka Gallery	4,000
			Project X Foundation for Art and Criticism (aka Xtra Magazine)	6,000
			SCI Arc	10,000
			Octavia Slavik	10,000
			Lincoln Tobias	10,000
			Gloria Ungermann	10,000
			J. Michael Walley	10,000
			Veterans Day Parade	7,000
	$ 433,200	$ 433,200	VARIETY ARTS AND EDUCATION	$ 384,000
			Above Productions	6,000
			African Marketplace	4,000
			Hector Aristizabal	10,000
			Arroyo Arts Collective	6,000
			ArtWalk	5,000
			Assn. for Adv. Of Filipino American Arts & Culture	6,000
			California Institute of the Arts	60,000
			Eagle Rock Community Cultural Assn	6,000
			Friends of the Chinese American Museum	6,000
			Friends of Vita Aurea Inc.	4,500
			Grand Performances	35,000
			Grandara Madgana Folk Ballet Company	6,000
			Good Leap Inc.	7,000
			H.E.Art Project	8,000
			Hollywood Arts Council	5,000
			Inner-City Arts	5,000
			Intercultural Educational Exchange Association	1,500
			Japanese American Cultural and Community Center	27,000
			Japanese American National Museum	33,000
			L.A. Theatre Works	30,000
			Los Angeles Women's Theatre Festival	4,000
			Mission Mile Players Inc.	3,000
			Music Center Education Division	30,000
			Overtone Industries	2,000
			Pan Asian Film Festival	6,000
			Red Nation Celebration	6,000
			TAYEN	7,000
			TeAda Productions	6,000
			Theatre Movement Bazaar Inc.	6,000
			Theatre of Hope Inc.	5,000

CULTURAL AFFAIRS DEPARTMENT
SPECIAL APPROPRIATIONS

Expenditures 2004-05	Adopted Budget 2005-06	Estimated Expenditures 2005-06		Budget Appropriation 2006-07
			VARIETY ARTS AND EDUCATION (Continued)	
			TRIP Burton Theatre	$ 4,000
			Hudson Woodbury	10,000
			World Stage Performance Gallery	6,000
	$ 373,294	$ 373,294	ARTS MANAGEMENT AND OUTREACH	$ 192,150
			California Lawyers for the Arts	8,000
			Center for Cultural Innovation	8,000
			Center for Nonprofit Management	20,000
			Eighteenth Street Arts Center	37,150
			Fred Astaire Foundation	7,000
			Los Angeles Theatre Alliance	17,000
			National Latino Arts, Education & Media Institute (NLAEMI)	6,000
$ 3,941,865	$2,408,884	$ 2,408,884	TOTAL - SPECIAL - CULTURAL GRANTS [5]	$ 2,120,693

CULTURAL AFFAIRS DEPARTMENT
SPECIAL APPROPRIATIONS

Expenditures 2004-05	Adopted Budget 2005-06	Estimated Expenditures 2005-06		Budget Appropriation 2006-07
SPECIAL II - COMMUNITY CULTURAL PROGRAMS FOR FAMILIES AND YOUTH				
$ 23,500	$ 23,500	$ 23,500	African American History Month Programs	$ 23,500
23,500	23,500	23,500	Asian American History Month	23,500
..	15,000	15,000	Central Avenue Jazz Festival	15,000
..	110,000	110,000	Community Arts Classes for Youth	110,000
..	80,000	80,000	Community Arts Partners Program	120,000
..	150,000	150,000	Council Civic Fund ($10,000 per Council District)	150,000
20,000	20,000	20,000	Cultural Treasures Program	20,000
4,316	..	..	Festival Guide	..
..	90,000	90,000	Folk and Traditional Arts Program	90,000
17,500	22,500	22,500	LA Cultural Tourism and Promotion	25,000
23,500	23,500	23,500	Latino Heritage Month Programs	23,500
..	..	..	Los Angeles Municipal Arts Gallery Association	30,000
	100,000	100,000	Program Support	100,000
	25,000	25,000	Watts Towers Jazz & Drum Festival	25,000
200,000	375,000	375,000	Youth Arts and Education Series	375,000
	$ 425,000	$ 425,000	OUTDOOR FESTIVALS AND PARADES [1]	$ 397,891
			Stage of the Arts Inc.	8,500
			Pico Union Harvest Festival of the Arts	4,500
			Chinese Chamber Cultural Foundation	5,500
			Cervantes Center of Arts & Letters	2,000
			Regional Organization of Oaxaca	5,000
			Celebrate Events Inc.	5,000
			Optimist International	7,000
			Stepping Coyote	5,500
			Studio City Chamber of Commerce	5,500
			Main Street Canoga Park	7,750
			Hindu Temple and Indian Cultural Center	7,500
			United Chamber of San Fernando Valley & Valley Cultural Center	7,750
			Universal City North Hollywood Chamber of Commerce	7,000
			Hakoyen Center for Child Studies	7,500
			Children's Museum of Los Angeles	8,500
			Earthways Foundation	9,500
			Encino Chamber of Commerce & CA Traditional Music Society	9,000
			South Robertson Neighborhood Council Inc.	7,500
			Friends of the Family	12,000
			Promoting Israel Publicity & Education	11,000
			Fourth of July Celebration at Hansen Dam	6,000
			Communities in Schools, SFV, Inc.	7,000
			Mission College in Association with Tia Chucha Centro Cultural	7,000
			Community Build Inc.	7,000

CULTURAL AFFAIRS DEPARTMENT
SPECIAL APPROPRIATIONS

Expenditures 2004-05	Adopted Budget 2005-06	Estimated Expenditures 2005-06		Budget Appropriation 2006-07
			OUTDOOR FESTIVALS AND PARADES (Continued)	
			South Park Neighborhood Center	$ 6,000
			Salvadoran American National Association	7,500
			Nisei Week Foundation	6,000
			MarEd in Association with A Place Called Home	5,000
			Yolli@Kaya Los Angeles	6,000
			Gastrogo Empowerment Movement	5,500
			L.A. Korean Festival Foundation	5,500
			Central American Resource Center - Los Angeles	8,500
			St. Elmo Village	7,500
			Gabrielino/Tongva Springs Foundation	8,000
			Venice Chamber of Commerce	7,500
			International Eye, Los Angeles	7,500
			Granada Hills Chamber of Commerce	6,500
			India Association of Los Angeles	5,500
			Sunset Junction Neighborhood Alliance	15,000
			Cuba Culture Foundation, Inc	8,000
			Mt. Washington Preschool Children's Center	6,000
			Women's Twentieth Century Club & Eagle Rock Cultural Center	8,000
			Art in the Park Community Culture Program	9,000
			Watts Summer Festival	8,000
			Angel's Gate Cultural Center	6,500
			One Child One Village Foundation	4,300
			Watts Labor Community Action Committee	3,291
			Watts Towers Community Action Council	4,300
			Center for Cultural Innovation	60,000
$ 372,016	$ 1,463,980	$ 1,463,980	TOTAL - SPECIAL II[2]	$ 1,092,981
$ 4,253,804	$ 3,863,804	$ 3,863,804	TOTAL SPECIALS I and II	$ 3,713,884

CULTURAL AFFAIRS DEPARTMENT
SPECIAL APPROPRIATIONS

Expenditures 2004-05	Adopted Budget 2005-06	Estimated Expenditures 2005-06		Budget Appropriation 2006-07
SPECIAL III - CITYWIDE/REGIONAL ARTS SUPPORT				
$ --	$ 20,000	$ 20,000	Bridge Gallery	$ 20,000
200,000	300,000	300,000	Electronic Arts Classrooms	300,000
65,000		--	Murals Maintenance and Preservation	10,000
			Eighteenth Street Arts Center	35,000
55,000	--	--	Small City Grants to Neighborhood Art Centers	--
20,000	75,000	75,000	Building Grant Program	65,000
	$ 335,000	$ 335,000	REGIONAL ARTS ASSISTANCE/ARTISTS - IN RESIDENCE	$ 360,000
			Pedrito Lima	10,000
			Tina Dyerdjian	10,000
			Peter Lessink	10,000
			Stacey Jack	10,000
			Sara Robinson	10,000
			Pedro Cuenca	10,000
			Sri Sookwali	10,000
			J. Michael Walker	10,000
			Debra Kreider	10,000
			Barbara Reynolds	10,000
			Adil Sarwala	10,000
			Kristina Wong	10,000
			Joel Garcia	10,000
			Barry Stills	10,000
			Allyson Allen	10,000
			Kynagui Shen	10,000
			Wakana Hayashi	10,000
			Jacqueline Dresger	10,000
			Barham H. Clark	10,000
			Phil Rankin	10,000
			Vilani Vergasant	10,000
			Leilani Chan	10,000
			Maria E. Bodmann	10,000
			Dalizaglio Lastevi	10,000
			Andre Burke	10,000
			Cristina Frias	10,000
			Harry Gee	10,000
			Michael Keene	10,000
			Gail Brown	10,000
			Keith Gross	10,000
$ 360,000	$ 730,000	$ 730,000	TOTAL - SPECIAL III*	$ 730,000
$ 4,303,894	$4,923,894	$ 4,923,894	TOTAL SPECIALS I, II and III	$ 4,643,894

CULTURAL AFFAIRS DEPARTMENT
SPECIAL APPROPRIATIONS

Expenditures 2004-05	Adopted Budget 2005-06	Estimated Expenditures 2005-06		Budget Appropriation 2006-07

FOOTNOTES

1. "Special I" cultural services are distributed throughout the City of Los Angeles. All "Special Events I" awards should be recommended through the Peer Panel/Allocations Committee Review Process. The General Manager will submit the list of approved items to the Controller along with its submission of its Expenditure Plan in July each year. For Category 3, the Regional Arts category, and for which the awards are determined on quarterly deadlines, the Department will submit a report to the Controller every four months listing the contractors and amounts.

The inclusion of items in the "Special Events I" portion of the Cultural Affairs Budget shall, at the time of final action on the Budget, constitute instruction to the Department to draft the appropriate contracts. The General Manager is authorized and directed to execute such contracts on behalf of the City, provided that the fund has achieved expected revenue projections. Interim appropriations to the "Special Events I" portion of the Cultural Affairs Department Budget are deemed to be handled in a like manner. In view of the nature of Special I events, when a contract is required, it is more feasible to contract for services than to use City employees on a temporary basis.

2. The "Special Events II" section of the Cultural Affairs Budget shall, at the time of final action on the Budget, constitute an instruction to the General Manager to draft any necessary and appropriate contracts. The General Manager is authorized and directed to execute such contracts and, subject to the prior review and approval by the City Attorney as to form and legality, to expend the funds authorized for presentation of the identified events upon proper demand to the Controller and in cooperation with other participating City departments and agencies. If the total funds to be expended for a Special II event exceed 125 percent of the appropriation, or if the type of service is to be changed, the General Manager shall obtain additional authority from the Mayor and City Council before proceeding. Interim appropriations to the "Special Events II" portion of the Budget are directed to be handled in a like manner. In view of the nature of Special II events, when a contract is required, it is more feasible to contract for services than to use City employees on a temporary basis.

3. For each project contained within the Special Events I, Special Events II and Special Events III categories, the General Manager shall prepare a quarterly report detailing, by line item, all expenditures including the amount originally appropriated, the balance remaining and, in the quarter it becomes available, final close-out information to provide a consistent reporting format for all Special-funded Department-sponsored activities.

4. Art education programs conducted by the Cultural Affairs Department are to be limited to residents of the City of Los Angeles.

5. Events previously funded by the Arts and Cultural Services and Facilities Trust Fund and now eligible for funding by the Arts Development Fee Trust Fund.

6. The General Manager of Cultural Affairs Department is instructed to submit the allocation of funds to Council for approval prior to the execution of any contracts.

7. The General Manager of Cultural Affairs Department shall not spend money on items or projects not approved by Mayor and/or Council.

8. The General Manager of Cultural Affairs Department is instructed to obtain approval from the City Administrative Officer and Mayor and/or Council as required for all transfers.

Department on Disability

This Department is responsible for oversight of the City's compliance with the Americans with Disabilities Act as well a administration of services to persons with AIDS. It plans, administers and implements activities relevant to the accessibility of all City programs and facilities, provides citywide in-service training and technical assistance for compliance with disability law, and serves as a clearing house for information and referral. The Department also manages federal and state grant funds through its programs, established to provide a variety of services in collaboration with the private sector and community-based entities.

Expenditures 2004-05	Adopted Budget 2005-06	Estimated Expenditures 2005-06		Budget Appropriation 2006-07
			EXPENDITURES AND APPROPRIATIONS	
			Salaries	
1,277,275	1,403,543	1,456,000	Salaries General	1,461,175
-	9,650	-	Salaries As-Needed	-
82	-	-	Overtime General	-
1,277,357	1,413,113	1,456,000	Total Salaries	1,461,175
			Expense	
10,885	20,690	15,000	Printing and Binding	16,517
7,854	6,500	8,000	Travel	5,000
207,355	262,371	215,000	Contractual Services	261,400
-	2,200	-	Governmental Meetings	2,000
52,034	54,050	70,000	Office and Administrative	74,282
-	200	-	Operating Supplies	-
278,108	326,821	308,000	Total Expense	359,199
			Equipment	
9,417	-	10,000	Furniture, Office and Technical Equipment	-
9,417	-	10,000	Total Equipment	-
			Special	
46,121	50,000	46,000	AIDS Prevention Program	50,000
46,121	50,000	46,000	Total Special	50,000
1,611,003	1,839,934	1,820,000	Subtotal	1,870,375
1,611,003	1,839,934	1,820,000	Total Department on Disability	1,870,375

Expenditures 2004-05	Adopted Budget 2005-06	Estimated Expenditures 2005-06		Budget Appropriation 2006-07
			SOURCES OF FUNDS	
1,036,478	1,160,583	1,295,000	General Fund	1,215,625
574,525	679,351	525,000	Community Development Trust Fund (Sch. 8)	654,750
1,611,003	1,839,934	1,820,000	Total Funds	1,870,375

SUPPORTING DATA
DISTRIBUTION OF 2006-07 TOTAL COST OF PROGRAMS

	[illegible] Disability	[illegible] ADA Coordination	[illegible] General Administration and Support	Total
Budget				
Salaries	[illegible]	[illegible]	[illegible]	[illegible]
Expenses	[illegible]	[illegible]	-	[illegible]
Equipment	-	-	-	-
Special	-	[illegible]	-	[illegible]
Total Department Budget	[illegible]	[illegible]	[illegible]	[illegible]
General Program Allocation	[illegible]	-	[illegible]	-
Related and Indirect Costs				
Pension & Retirement	[illegible]	[illegible]	-	[illegible]
Health Insurance Benefits	[illegible]	[illegible]	-	[illegible]
Water & Electricity	[illegible]	[illegible]	-	[illegible]
Communication Services	-	-	-	-
Building Services	[illegible]	[illegible]	-	[illegible]
All Other Related Costs	[illegible]	[illegible]	-	[illegible]
Central Finance & Workcenter	-	-	-	-
Liability Claims	-	-	-	-
Subtotal Related Costs	[illegible]	[illegible]	-	[illegible]
Cost Allocated to Other Departments	-	-	-	-
Total Cost of Program	[illegible]	[illegible]	-	[illegible]
Positions	[illegible]	-	[illegible]	[illegible]

El Pueblo de Los Angeles

This Department operates and maintains the El Pueblo de Los Angeles Historical Monument including special events and festivals, cultural exhibits and tours, the park and historic buildings and parking and business operations; and controls its own funds.

Expenditures 2004-05	Adopted Budget 2005-06	Estimated Expenditures 2005-06		Budget Appropriation 2006-07
			EXPENDITURES AND APPROPRIATIONS	
			Salaries	
908,907	1,241,372	1,356,000	Salaries General	1,349,740
220,489	194,509	241,000	Salaries As-Needed	194,509
61,936	4,500	31,000	Overtime General	4,500
1,271,332	1,440,381	1,627,000	Total Salaries	1,548,749
			Expense	
11,257	10,700	14,000	Communications	10,700
7,290	10,156	18,000	Printing and Binding	10,156
256	-	-	Travel	-
156,987	23,500	10,000	Contractual Services	23,500
16,269	20,000	15,000	Maintenance Materials, Supplies & Services	20,000
6,125	-	6,000	Transportation	6,000
192,735	276,500	232,000	Water and Electricity	276,500
-	8,000	-	Litigation	8,000
31,974	19,520	51,000	Office and Administrative	19,520
34,232	41,100	22,000	Operating Supplies	41,100
4,689	9,600	6,000	Merchandise for Resale (El Pueblo)	9,600
113,369	61,600	110,000	Special Events (El Pueblo)	61,600
585,202	490,576	484,000	Total Expense	486,576
1,856,534	1,930,957	2,111,000	Subtotal	2,041,325
1,856,534	1,930,957	2,111,000	Total El Pueblo de Los Angeles	2,041,325

Expenditures 2004-05	Adopted Budget 2005-06	Estimated Expenditures 2005-06		Budget Appropriation 2006-07
			SOURCES OF FUNDS	
1,856,534	1,930,957	2,111,000	El Pueblo de L.A. Hist. Mon. Rev. Fund (Sch. 43)	2,041,325
1,856,534	1,930,957	2,111,000	Total Funds	2,041,325

SUPPORTING DATA
DISTRIBUTION OF 2006-07 TOTAL COST OF PROGRAMS

	[illegible]
	[illegible]
Budget	
Salaries	1,644,740
Expense	466,578
Equipment	.
Services	.
Total Department Budget	2,111,318
Related and Indirect Costs	
Pension & Retirement	357,659
Human Resources Benefits	377,548
Water & Electricity	.
Communication Services	.
Building Services	.
All Other Support Costs	141,922
Capital Finance & Depreciation	212,501
Liability Claims	.
Subtotal Related Costs	1,089,632
Cost Allocated to Other Departments	.
Total Cost of Program	3,180,958
Positions	17

Emergency Preparedness

The Emergency Management Department (EMD) is responsible for: (1) the Citywide coordination of interdepartmental preparedness planning, training and recovery activities of Emergency Operations Organization (EOO) divisions, participating departments, units or groups; (2) the operational readiness of the City's Emergency Operations Centers; (3) arranging municipal, state, federal and private sector mutual aid; (4) public emergency preparedness training and community outreach; (5) coordinating the responsibilities of the Emergency Operations Board (EOB), and EOO; (6) developing emergency operations program papers and applications for associated federal and state funds; (7) developing the annual EOO budget and administration of the City's Emergency Operations Fund (EOF); and (8) other duties conferred upon it by the EOB and Mayor of the City of Los Angeles.

Expenditures 2004-05	Adopted Budget 2005-06	Estimated Expenditures 2005-06		Budget Appropriation 2006-07
			EXPENDITURES AND APPROPRIATIONS	
			Salaries	
1,333,720	1,372,509	1,370,000	Salaries General	1,406,831
-	4,500	3,000	Overtime General	4,500
1,333,720	1,377,409	1,373,000	Total Salaries	1,411,331
			Expense	
-	4,950	2,000	Printing and Binding	4,950
1,050	4,990	3,000	Contractual Services	4,990
-	500	-	Governmental Meetings	500
14,330	29,700	25,000	Office and Administrative	29,700
-	1,000	-	Operating Supplies	4,805
15,395	41,140	30,000	Total Expense	44,945
			Equipment	
-	-	-	Furniture, Office and Technical Equipment	-
-	-	-	Total Equipment	-
1,349,115	1,418,549	1,403,000	Subtotal	1,456,276
1,349,115	1,418,549	1,403,000	Total Emergency Preparedness	1,456,276

Expenditures 2004-05	Adopted Budget 2005-06	Estimated Expenditures 2005-06		Budget Appropriation 2006-07
			SOURCES OF FUNDS	
979,890	1,132,349	1,117,000	General Fund	1,145,124
35,775	-	-	GOB SER 2003A 911P/F Const (Sch. 29)	-
53,449	-	-	GOB SER 2004A 911P/F Const (Sch. 29)	-
280,001	286,200	286,000	Disaster Assistance Trust Fund (Sch 37)	311,152
1,349,115	1,418,549	1,403,000	Total Funds	1,456,276

SUPPORTING DATA
DISTRIBUTION OF 2006-07 TOTAL COST OF PROGRAMS

	AC3001 Emergency Preparedness
Budget	
Salaries	1,431,301
Expense	44,646
Equipment	-
Special	-
Total Department Budget	1,475,947
Related and Indirect Costs	
Pension & Retirement	400,637
Human Resources Benefits	232,420
Water & Electricity	59,471
Communication Services	-
Building Services	423,646
All Other Related Costs	354,130
County Fleets & Warehouses	-
Liability Claims	-
Subtotal Related Costs	1,431,202
Cost Allocated to Other Departments	-
Total Cost of Program	2,907,508
Positions	16

Employee Relations Board

The functions of the Employee Relations Board include determining representation units for City employees, arranging for elections in such units, determining the validity of charges of unfair practices by management or employee organizations and maintaining lists of impartial third parties for use in the resolution of impasses. The Board is authorized to conduct investigations and hold public hearings on all matters relating to the composition of representation units and unfair employee relations practices.

Expenditures 2004-05	Adopted Budget 2005-06	Estimated Expenditures 2005-06		Budget Appropriation 2006-07
			EXPENDITURES AND APPROPRIATIONS	
			Salaries	
205,592	251,832	309,000	Salaries General	277,739
205,592	251,832	309,000	Total Salaries	277,739
			Expense	
3,533	1,200	1,000	Printing and Binding	1,200
69,449	75,000	75,000	Contractual Services	75,000
9,303	12,500	13,000	Office and Administrative	12,500
-	2,000	2,000	Operating Supplies	2,000
79,385	90,700	91,000	Total Expense	90,700
			Equipment	
-	2,000	-	Furniture, Office and Technical Equipment	-
-	2,000	-	Total Equipment	-
287,977	344,232	400,000	Subtotal	368,439
287,977	344,232	400,000	Total Employee Relations Board	368,439

Expenditures 2004-05	Adopted Budget 2005-06	Estimated Expenditures 2005-06		Budget Appropriation 2006-07
			SOURCES OF FUNDS	
287,977	344,232	400,000	General Fund	368,439
287,977	344,232	400,000	Total Funds	368,439

SUPPORTING DATA
DISTRIBUTION OF 2006-07 TOTAL COST OF PROGRAMS

	FC0701 Employee Relations
Budget	
Salaries	277,739
Expense	91,709
Equipment	-
Special	-
Total Department Budget	369,448
Related and Indirect Costs	
Pension & Retirement	74,944
Health Welfare Benefits	55,644
Water & Electricity	-
Communication Services	-
Building Rentals	-
All Other Related Costs	45,947
Center Finance & Workcenter	-
Liability Costs	-
Subtotal Related Costs	181,535
Cost Allocated to Other Departments	-
Total Cost of Program	549,983
FTE/2006	3

Environmental Affairs

The Department is responsible for recommending Citywide environmental policies, implementing adopted policies and programs, and representing the City on environmental issues before other governmental agencies and the public. It also coordinates the review of environmental documents affecting more than one City department or agency and establishes an information clearinghouse to which environmental inquiries from City officials, other public entities, and citizens can be directed.

Expenditures 2004-05	Adopted Budget 2005-06	Estimated Expenditures 2005-06		Budget Appropriation 2006-07
			EXPENDITURES AND APPROPRIATIONS	
			Salaries	
2,441,184	3,066,493	2,969,000	Salaries General	2,660,030
150,725	23,836	112,000	Salaries As-Needed	23,836
13,849	5,000	9,000	Overtime General	5,000
2,605,758	3,085,329	3,090,000	Total Salaries	2,688,867
			Expense	
7,530	14,970	14,000	Printing and Binding	14,970
4,364	1,500	1,000	Travel	1,500
170,124	157,170	157,000	Contractual Services	157,170
482	1,500	1,000	Transportation	1,000
-	1,000	1,000	Governmental Meetings	-
1,224	2,500	2,000	Uniforms	2,000
29,794	25,729	25,000	Office and Administrative	26,229
1,725	2,000	2,000	Operating Supplies	2,000
214,251	205,369	203,000	Total Expense	204,869
2,820,009	3,290,698	3,233,000	Subtotal	3,093,736
2,820,009	3,290,698	3,233,000	Total Environmental Affairs	3,093,736

Expenditures 2004-05	Adopted Budget 2005-06	Estimated Expenditures 2005-06		Budget Appropriation 2006-07
			SOURCES OF FUNDS	
1,526,894	1,915,553	1,859,000	General Fund	1,917,662
175,674	179,093	179,000	Stormwater Pollution Abatement Fund (Sch. 7)	184,964
612,924	625,568	625,000	Mobile Source Air Poll. Reduction Fund (Sch. 10)	645,152
309,561	340,167	340,000	Sewer Operation & Maintenance (Sch. 14)	346,038
220,962	230,297	230,000	Environmental Affairs Trust Fund (Sch. 29)	-
14,994	-	-	Integrated Solid Waste Mgt Fund (Sch. 29)	-
2,820,009	3,290,698	3,233,000	Total Funds	3,093,736

SUPPORTING DATA
DISTRIBUTION OF 2006-07 TOTAL COST OF PROGRAMS

	[illegible] Air Quality Management	[illegible] Water Resources Management	[illegible] Land and Natural Resources Management	[illegible] Public Outreach and Information	[illegible] General Administration and Support	Total
Budget						
Salaries	[illegible]	[illegible]	[illegible]	[illegible]	[illegible]	[illegible]
Expenses	[illegible]	-	[illegible]	[illegible]	[illegible]	[illegible]
Equipment	-	-	-	-	-	-
Special	-	-	-	-	-	-
Total Department Budget	[illegible]	[illegible]	[illegible]	[illegible]	[illegible]	[illegible]
Support Program Allocation	[illegible]	[illegible]	[illegible]	[illegible]	[illegible]	
Related and Indirect Costs						
Pension & Retirement	[illegible]	[illegible]	[illegible]	[illegible]	-	[illegible]
Human Resources Benefits	[illegible]	[illegible]	[illegible]	[illegible]	-	[illegible]
Water & Electricity	[illegible]	[illegible]	[illegible]	[illegible]	-	[illegible]
Communication Services	-	-	-	-	-	-
Building Services	[illegible]	[illegible]	[illegible]	[illegible]	-	[illegible]
All Other Related Costs	[illegible]	[illegible]	[illegible]	[illegible]	-	[illegible]
Capital Projects & Wastewater	[illegible]	[illegible]	[illegible]	[illegible]	-	[illegible]
Liability Claims	-	-	-	-	-	-
Subtotal Related Costs	[illegible]	[illegible]	[illegible]	[illegible]	-	[illegible]
Cost Allocated to Other Departments	-	-	-	-	-	-
Total Cost of Program	[illegible]	[illegible]	[illegible]	[illegible]	-	[illegible]
Positions	[illegible]	[illegible]	[illegible]	[illegible]	[illegible]	[illegible]

Ethics Commission

The City Ethics Commission is responsible for the implementation and enforcement of the provisions of the Charter and City ordinances related to conflicts of interest, lobbying, and governmental ethics. The Commission acts as the filing officer for the receipt of documents related to Statements of Economic Disclosure pursuant to Chapters 4 and 7 of the California Political Reform Act of 1974. The Commission will audit campaign statements and other relevant documents and investigate alleged violations of state law, the City Charter or City ordinances relating to limitations on campaign contributions and expenditures, governmental ethics and conflicts of interest. Additionally, the Commission administers the Whistle-blower Hotline by responding to calls and completing investigations of complaints.

Expenditures 2004-05	Adopted Budget 2005-06	Estimated Expenditures 2005-06		Budget Appropriation 2006-07
			EXPENDITURES AND APPROPRIATIONS	
			Salaries	
1,598,092	1,982,380	1,906,000	Salaries General	2,260,306
16,949	17,500	18,000	Salaries As-Needed	17,500
12,328	900	1,000	Overtime General	900
1,627,369	2,000,780	1,925,000	Total Salaries	2,278,706
			Expense	
1,363	15,125	15,000	Printing and Binding	15,125
1,172	1,600	2,000	Travel	1,600
17,801	290,115	98,000	Contractual Services	370,115
54,051	70,043	70,000	Office and Administrative	104,113
74,487	376,883	127,000	Total Expense	490,953
			Equipment	
-	3,865	4,000	Furniture, Office and Technical Equipment	-
-	3,865	4,000	Total Equipment	-
1,701,833	2,381,528	2,056,000	Subtotal	2,769,659
1,701,833	2,381,528	2,056,000	Total Ethics Commission	2,769,659

Expenditures 2004-05	Adopted Budget 2005-06	Estimated Expenditures 2005-06		Budget Appropriation 2006-07
			SOURCES OF FUNDS	
1,701,833	2,381,528	2,056,000	City Ethics Commission Fund (Sch. 30)	2,769,659
1,701,833	2,381,528	2,056,000	Total Funds	2,769,659

SUPPORTING DATA
DISTRIBUTION OF 2006-07 TOTAL COST OF PROGRAMS

	FY 2006-07 Commission Office
Budget	
Salaries	[illegible]
Benefits	[illegible]
Equipment	-
Services	-
Total Department Budget	[illegible]
Related and Indirect Costs	
Pension & Retirement	[illegible]
Human Resources Benefits	[illegible]
Water & Electricity	[illegible]
Communication Services	-
Building Services	[illegible]
All Other Related Costs	[illegible]
Capital Projects & Maintenance	[illegible]
Liability Claims	-
Subtotal Related Costs	[illegible]
Cost Allocated to Other Departments	-
Total Cost of Program	[illegible]
Positions	[illegible]

Finance

The Office of Finance provides for the efficient, effective and responsible collection of revenue through a customer focused environment to taxpayers and City departments; issues those licenses, permits and tax registration certificates not issued by City departments; and, makes recommendations concerning the efficient organization of the revenue collection functions of the City.

Expenditures 2004-05	Adopted Budget 2005-06	Estimated Expenditures 2005-06		Budget Appropriation 2006-07
			EXPENDITURES AND APPROPRIATIONS	
			Salaries	
19,982,431	21,099,422	21,360,000	Salaries General	22,675,839
193,324	231,269	195,000	Salaries As-Needed	231,268
171,538	28,355	120,000	Overtime General	28,350
20,347,293	21,359,046	21,685,000	Total Salaries	22,936,227
			Expense	
551,702	519,718	573,000	Printing and Binding	519,718
22,112	45,850	30,000	Travel	45,850
3,715,500	523,242	523,000	Contractual Services	460,242
123,146	104,269	140,000	Transportation	126,358
400	495	-	Governmental Meetings	-
793,442	787,615	886,000	Office and Administrative	815,565
-	800	-	Operating Supplies	-
5,206,300	1,991,793	2,152,000	Total Expense	1,966,733
			Equipment	
330,905	10,825	50,000	Furniture, Office and Technical Equipment	28,030
330,905	10,825	50,000	Total Equipment	28,030
25,884,507	23,361,646	23,885,000	Subtotal	24,929,990
25,884,507	23,361,646	23,885,000	Total Finance	24,929,990

Expenditures 2004-05	Adopted Budget 2005-06	Estimated Expenditures 2005-06		Budget Appropriation 2006-07
			SOURCES OF FUNDS	
24,880,683	22,163,943	22,885,000	General Fund	23,972,512
164,509	172,432	172,000	Sewer Operation & Maintenance (Sch. 14)	120,511
839,335	1,025,273	1,028,000	Tax Reform Fund (Sch. 49)	836,937
25,884,507	23,361,646	23,885,000	Total Funds	24,929,990

SUPPORTING DATA
DISTRIBUTION OF 2006-07 TOTAL COST OF PROGRAMS

	FY2006-07 Revenue Bldgs. Alcohol and Overtime
Budget	
Salaries	[illegible]
Overtime	[illegible]
Equipment	[illegible]
Special	-
Total Department Budget	[illegible]
Burned and Indirect Costs	
Pension & Retirement	[illegible]
Human Resources Benefits	[illegible]
Water & Electricity	[illegible]
Communication Services	-
Building Services	[illegible]
All Other Related Costs	[illegible]
Capital Outlays & Wastewater	-
Liability Claims	[illegible]
Subtotal Related Costs	[illegible]
Cost Allocated to Other Departments	-
Total Cost of Program	[illegible]
Positions	[illegible]

Fire

This Department controls and extinguishes dangerous fires; provides rescue and emergency medical services; protects life and property from fire risks by inspecting buildings for fire hazards and enforcing fire prevention laws; carries on a fire prevention educational program; and investigates suspected cases of arson.

Expenditures 2004-05	Adopted Budget 2005-06	Estimated Expenditures 2005-06		Budget Appropriation 2006-07
			EXPENDITURES AND APPROPRIATIONS	
			Salaries	
17,798,522	19,733,091	19,983,000	Salaries General	21,731,665
297,676,839	324,362,863	319,637,000	Salaries Sworn	333,935,940
3,663,274	3,516,571	4,041,000	Sworn Bonuses	3,707,469
2,674,298	2,861,700	3,030,000	Unused Sick Time	3,681,709
2,219	100,000	34,000	Salaries As-Needed	100,000
708,999	996,619	1,280,000	Overtime General	996,619
4,890,356	4,494,254	8,287,000	Overtime Sworn	4,829,392
86,654,350	89,167,986	102,466,000	Overtime Constant Staffing	107,313,663
9,739,262	10,184,040	9,793,000	Overtime Variable Staffing	10,725,576
426,085,061	456,157,432	460,451,000	Total Salaries	486,524,173
			Expense	
256,479	345,105	345,000	Printing and Binding	347,105
38,579	23,070	62,000	Travel	23,070
146,599	223,755	224,000	Construction Expense	223,755
2,280,057	2,825,731	2,833,000	Contractual Services	2,877,731
760,455	1,500,000	1,500,000	Contract Brush Clearance	1,500,000
3,142,250	2,767,096	2,767,000	Field Equipment Expense	3,197,096
4,842	5,490	5,000	Investigations	5,490
2,243,519	2,847,946	3,308,000	Petroleum Products	-
2,396,897	2,567,997	2,768,000	Rescue Supplies and Expense	2,567,997
369	3,158	3,000	Transportation	3,158
2,624,266	3,331,723	3,320,000	Uniforms	4,568,589
908,348	447,019	447,000	Water Control Devices	576,080
1,069,500	1,650,195	1,921,000	Office and Administrative	2,305,203
2,380,393	1,758,826	1,752,000	Operating Supplies	4,161,818
18,240,840	20,296,980	21,313,000	Total Expense	22,356,832

Fire

Expenditures 2004-05	Adopted Budget 2005-06	Estimated Expenditures 2005-06		Budget Appropriation 2006-07
			EXPENDITURES AND APPROPRIATIONS	
			Equipment	
331,443	300,275	300,000	Furniture, Office and Technical Equipment	486,000
5,590	-	-	Transportation Equipment	33,466
178,692	121,400	121,000	Other Operating Equipment	-
515,825	421,675	421,000	Total Equipment	519,466
			Special	
-	3,970	3,000	Communication Services	9,450
-	3,970	3,000	Total Special	9,450
444,841,726	475,879,457	482,188,000	Subtotal	509,409,920
444,841,726	475,879,457	482,188,000	Total Fire	509,409,920

Expenditures 2004-05	Adopted Budget 2005-06	Estimated Expenditures 2005-06		Budget Appropriation 2006-07
			SOURCES OF FUNDS	
438,038,424	469,972,449	474,477,000	General Fund	502,773,417
6,000,000	6,000,000	6,000,000	Local Public Safety Fund (Sch. 17)	6,000,000
249,120	-	-	Proposition A Local Transit Fund (Sch. 26)	-
636,503	636,503	637,000	Fire Hydrant Install Fund (Sch. 29)	635,503
6,048	-	-	GOB Ser 2000A Fire/Pr Const. (Sch. 29)	-
514,837	-	515,000	GOB SER 2003A Fire/Pr Const (Sch. 29)	-
2,338	-	-	GOB SER 2003A 911/P/F Const (Sch. 29)	-
404,459	-	259,000	GOB SER 2004A 911/P/F Const (Sch. 29)	-
-	270,505	271,000	Targeted-Gestation Ambulance Services (Sch.29)	-
444,841,728	475,879,457	482,188,000	Total Funds	509,409,920

SUPPORTING DATA
DISTRIBUTION OF 2006-07 TOTAL COST OF PROGRAMS

	AC3801 Fire/Arson Investigation	AC3802 Fire Prevention	AC3803 Fire Suppression	AC3804 Emergency Ambulance Service	AC3849 Technical Support	AC3850 General Administration and Support
Budget						
Salaries	[illegible]	[illegible]	[illegible]	[illegible]	[illegible]	[illegible]
Expenses	[illegible]	[illegible]	[illegible]	[illegible]	[illegible]	[illegible]
Equipment	-	[illegible]	[illegible]	-	[illegible]	[illegible]
Special	-	[illegible]	-	-	-	[illegible]
Total Departmental Budget	[illegible]	[illegible]	[illegible]	[illegible]	[illegible]	[illegible]
Support Program Allocation	[illegible]	[illegible]	[illegible]	[illegible]	[illegible]	[illegible]
Related and Indirect Costs						
Pension & Retirement	[illegible]	[illegible]	[illegible]	[illegible]	-	-
Human Resources Benefits	[illegible]	[illegible]	[illegible]	[illegible]	-	-
Water & Electricity	[illegible]	[illegible]	[illegible]	[illegible]	-	-
Depreciation Expense	-	-	-	-	-	-
Building Services	[illegible]	[illegible]	[illegible]	[illegible]	-	-
All Other Similar Costs	[illegible]	[illegible]	[illegible]	[illegible]	-	-
Capital Finance & Maintenance	[illegible]	[illegible]	[illegible]	[illegible]	-	-
Liability Claims	[illegible]	[illegible]	[illegible]	[illegible]	-	-
Subtotal Related Costs	[illegible]	[illegible]	[illegible]	[illegible]	-	-
Cost Allocated to Other Departments	-	-	-	-	-	-
Total Cost of Program	[illegible]	[illegible]	[illegible]	[illegible]	-	-
Positions	[illegible]	[illegible]	[illegible]	[illegible]	[illegible]	[illegible]

SUPPORTING DATA
DISTRIBUTION OF 2006-07 TOTAL COST OF PROGRAMS

	Total
Budget	
Salaries	426,576,173
Expense	27,359,832
Equipment	949,468
Sports	5,460
Total Department Budget	525,490,933
Support Program Allocation	-
Related and Indirect Costs	
Pension & Retirement	97,170,165
Human Resources Benefits	46,636,006
Water & Electricity	1,939,014
Communication Services	-
Building Services	8,958,619
All Other Indirect Costs	91,374,497
Capital Finance & Wastewater	18,991,978
Liability Claims	991,000
Subtotal Related Costs	327,659,379
Cost Allocated to Other Departments	-
Total Cost of Program	853,150,312
Positions	3,072

General Services

This Department contains City organizations which have the common functional objective of providing internal support for operating programs. Activities involved include fleet services; building services and security services; property management, purchasing and stores; printing; mail and messenger services; and material testing services. By ordinance, the General Manager fills the Charter-established position of Purchasing Agent.

Expenditures 2004-05	Adopted Budget 2005-06	Estimated Expenditures 2005-06		Budget Appropriation 2006-07
			EXPENDITURES AND APPROPRIATIONS	
			Salaries	
105,896,059	115,741,277	117,233,000	Salaries General	121,672,875
6,775,790	679,353	8,303,000	Salaries, Construction Projects	698,383
2,630,237	2,206,822	3,899,000	Salaries As-Needed	3,314,197
26,710,837	3,222,825	26,337,000	Overtime General	3,298,783
419,642	50,000	354,000	Overtime Construction	50,000
3,509,571	4,424,471	4,579,000	Hiring Hall Salaries	4,546,423
15,991,493	1,024,717	25,491,000	Hiring Hall Construction	1,161,117
560,255	1,094,861	1,436,000	Benefits Hiring Hall	1,278,266
5,500,000	180,906	6,060,000	Benefits Hiring Hall Construction	226,185
31,955	29,130	34,000	Overtime Hiring Hall	29,130
1,748,666	2,500	1,071,000	Overtime Hiring Hall Construction	12,730
171,114,405	126,655,462	195,397,000	Total Salaries	136,246,091
			Expense	
152,939	131,764	125,000	Printing and Binding	131,764
83,197	200,200	200,000	Travel	280,200
-	19,646	26,000	Construction Expense	19,645
17,489,479	16,527,360	18,097,000	Contractual Services	16,948,427
18,453,399	22,648,614	22,771,000	Field Equipment Expense	22,648,614
5,028,907	5,991,485	6,043,000	Maintenance Materials, Supplies & Services	6,457,348
880,095	1,126,886	1,202,000	Custodial Supplies	1,191,792
16,279,080	761,828	24,976,000	Construction Materials	866,879
18,110,576	18,759,939	26,253,000	Petroleum Products	28,549,709
19,999	50,153	25,000	Transportation	50,153
4,068,153	3,782,634	5,083,000	Utilities Expense Private Company	5,562,302
12,653	19,442	16,005	Marketing	19,442
36	1,530	-	Governmental Meetings	-
100,865	360,521	2,020,000	Uniforms	447,721
349,742	401,157	395,000	Laboratory Testing Expense	401,157
409,335	568,437	582,000	Office and Administrative	576,167

General Services

Expenditures 2004-05	Adopted Budget 2005-06	Estimated Expenditures 2005-06		Budget Appropriation 2006-07
			EXPENDITURES AND APPROPRIATIONS	
			Expense	
849,660	1,590,526	1,793,000	Operating Supplies	1,591,726
29,627,481	26,215,103	28,019,000	Leasing	23,473,074
112,024,298	90,276,026	104,931,000	Total Expense	109,915,115
			Equipment	
793,691	114,125	397,000	Furniture, Office and Technical Equipment	29,500
201,289	1,269,729	1,342,000	Transportation Equipment	1,606,000
130,104	15,100	15,000	Other Operating Equipment	2,500
1,125,084	1,398,954	1,754,000	Total Equipment	1,638,000
			Special	
4,523,479	4,679,177	4,690,000	Mail Services	4,679,177
-	36,047	-	Construction Projects Contingency	36,047
4,523,479	4,715,224	4,690,000	Total Special	4,715,224
268,787,264	232,049,466	336,762,000	Subtotal	251,514,430
268,787,264	232,049,466	336,762,000	Total General Services	251,514,430

General Services

Expenditures 2004-05	Adopted Budget 2005-06	Estimated Expenditures 2005-06		Budget Appropriation 2006-07
			SOURCES OF FUNDS	
251,891,423	197,007,619	298,640,000	General Fund	215,821,073
23,411,030	22,652,264	22,693,000	Solid Waste Resources Revenue Fund (Sch. 2)	23,002,676
1,119,241	568,105	568,000	Special Gas Tax Street Improvement Fund (Sch 5)	807,570
316,713	322,198	322,000	Stormwater Pollution Abatement Fund (Sch. 7)	322,198
710,940	-	-	Community Development Trust Fund (Sch. 8)	-
723,303	183,000	1,298,000	Special Parking Revenue Fund (Sch. 11)	-
2,971,411	3,278,040	3,278,000	Sewer Operation & Maintenance (Sch. 14)	4,551,569
1,012,197	1,081,540	1,082,000	Sewer Capital (Sch. 14)	1,016,872
1,345,198	-	567,000	Park & Rec. Sites & Facilities Fund (Sch. 15)	-
-	1,645,191	1,645,000	Convention Center Revenue Fund (Sch. 16)	1,897,132
2,279	-	-	Dept of Neighborhood Empowerment Fund (Sch. 18)	-
1,779,177	1,802,000	1,800,000	St. Light. Maint. Assessment Fund (Sch. 19)	1,059,362
330,128	226,216	226,000	Telecom. Development Acct. (Sch. 20)	353,217
21,000	-	-	Arts & Cult. Fac. & Services Fund (Sch. 24)	-
56	-	-	Proposition A Local Transit Fund (Sch. 26)	-
308,401	305,401	493,000	City Employees Ridesharing Fund (Sch. 28)	403,004
79	-	-	BID Trust Fund - Admin (Sch. 29)	-
-	359,755	-	General Services Trust (Sch. 29)	359,755
191,022	191,022	191,000	Procurement Reengineering Trust Fund (Sch.32)	-
32,735	30,933	26,000	Disaster Assistance Trust Fund (Sch 37)	-
-	-	-	Bldg and Safety Enterprise Fund (Sch. 40A)	168,061
1,679,979	1,679,070	1,679,000	El Pueblo de L.A Hist. Mon. Rev. Fund (Sch. 43)	1,679,070
545,852	-	1,212,000	Zoo Enterprise Trust Fund (Sch. 44)	175,000
-	50,000	50,000	Citywide Recycling Fund (Sch. 51)	-
288,787,264	232,045,495	336,762,000	Total Funds	251,514,490

SUPPORTING DATA
DISTRIBUTION OF 2006-07 TOTAL COST OF PROGRAMS

	FI4004 Building Services	FI4002 Fleet Services and Operations	FI4003 Support Services to Departments	FI4050 General Administration and Support	Total
Budget					
Salaries	96,514,055	37,750,065	25,143,877	4,837,279	164,245,267
Expenses	50,814,111	54,093,359	1,571,547	1,241,399	108,014,116
Equipment	152,879	1,203,021	-	92,129	1,448,029
Special	36,047	-	4,679,177	-	4,715,224
Total Department Budget	147,527,112	93,022,150	33,394,601	6,170,203	280,114,135
Support Program Operations	3,757,875	1,873,720	1,500,382	(7,131,978)	-
Related and Indirect Costs					
Finance & Retirement	17,591,273	6,591,223	8,088,406	-	32,430,901
Human Resources Benefits	11,026,866	6,026,236	4,596,693	-	21,649,794
Water & Electricity	496,837	231,119	167,104	-	895,060
Communications Services	-	-	-	-	-
Building Services	5,505,920	2,854,385	2,167,244	-	10,527,457
All Other Related Costs	6,696,242	3,358,930	2,726,081	-	12,781,254
Cashier Finance & Wastewater	27,096,419	15,969,696	21,149,153	-	64,215,258
Liability Claims	270,533	136,872	110,040	-	515,905
Subtotal Related Costs	69,221,091	35,602,106	39,004,301	-	143,827,699
Cost Allocated to Other Departments	(190,560,216)	(130,328,469)	(81,151,283)	-	(350,039,968)
Total Cost of Program	(3,153,481)	(340,373)	1,492,418	-	-
Positions	1,113	699	469	73	2,357

Housing Department

The Los Angeles Housing Department has four program areas: housing, rent, code enforcement and compliance. The housing program operates the housing rehabilitation programs and coordinates housing production and rehabilitation activities carried out by various City agencies and departments. The rent program administers the Rent Stabilization Ordinance, collects annual registration fees from landlords, approves rent adjustments, operates the rent stabilization telephone hot line and investigates complaints of ordinance violations. The code enforcement program provides routine, periodic inspections of all multifamily rental properties in the City for basic code enforcement and habitability, and responds to tenant complaints of potential code violations. The compliance program pursues prosecutorial and civil enforcement actions against property owners who violate State and City habitability codes for rental dwellings.

Expenditures 2004-05	Adopted Budget 2005-06	Estimated Expenditures 2005-06		Budget Appropriation 2006-07
			EXPENDITURES AND APPROPRIATIONS	
			Salaries	
28,865,865	34,951,985	34,625,000	Salaries General	37,166,968
116,264	145,661	145,000	Salaries As-Needed	174,281
85,160	106,417	107,000	Overtime General	106,417
28,167,029	35,243,463	34,879,000	Total Salaries	37,447,666
			Expense	
124,436	171,461	171,000	Printing and Binding	171,461
21,159	19,361	19,000	Travel	19,361
2,932,795	1,910,675	2,410,000	Contractual Services	4,268,509
253,826	221,528	222,000	Transportation	209,888
-	4,104	4,000	Governmental Meetings	-
750,202	807,687	805,000	Office and Administrative	756,963
-	1,050	1,000	Operating Supplies	-
2,314,191	2,247,623	2,240,000	Leasing	2,434,559
6,296,601	5,383,149	5,889,000	Total Expense	7,857,541
			Equipment	
300,529	16,705	16,000	Furniture, Office and Technical Equipment	101,533
111,913	-	-	Transportation Equipment	-
412,442	16,705	16,000	Total Equipment	101,533
			Special	
803,244	500,000	-	Displaced Tenant Relocation	500,000
803,244	500,000	-	Total Special	500,000
36,679,316	41,143,317	40,780,000	Subtotal	45,906,740
36,679,316	41,143,317	40,780,000	Total Housing Department	45,906,740

Housing Department

Expenditures 2004-05	Adopted Budget 2005-06	Estimated Expenditures 2005-06		Budget Appropriation 2006-07
			SOURCES OF FUNDS	
803,244	-	-	General Fund	-
7,803,244	7,939,230	7,923,000	Community Development Trust Fund (Sch. 5)	7,727,635
3,934,170	6,236,132	5,482,000	HOME Invest. Partnerships Program Fund (Sch. 9)	6,033,240
6,484,558	7,264,716	7,075,500	Rent Stabilization Trust Fund (Sch. 23)	8,816,949
251,859	264,127	264,500	Housing Opp. for Persons with AIDS (Sch. 41)	271,990
16,890,134	19,596,868	19,151,000	Code Enforcement Trust Fund (Sch. 42)	21,067,685
11,605	-	-	El Pueblo de L. A Hist. Mon. Rev. Fund (Sch. 43)	-
290,788	570,000	670,000	Municipal Housing Finance Fund (Sch. 48)	670,000
141,723	193,246	105,000	Affordable Housing Trust Fund (Sch. 50)	1,380,831
36,610,316	41,149,317	40,780,000	Total Funds	45,986,740

SUPPORTING DATA
DISTRIBUTION OF 2006-07 TOTAL COST OF PROGRAMS

	[illegible] Housing	[illegible] Grant Administration	[illegible] Code Enforcement	[illegible] Conversion Program	[illegible] General Administration and Support	Total
Budget						
Salaries	[illegible]	[illegible]	[illegible]	[illegible]	[illegible]	[illegible]
Expenses	[illegible]	[illegible]	[illegible]	[illegible]	[illegible]	[illegible]
Equipment	-	[illegible]	[illegible]	[illegible]	[illegible]	[illegible]
Special	-		[illegible]	-	-	[illegible]
Total Department Budget	[illegible]	[illegible]	[illegible]	[illegible]	[illegible]	[illegible]
Budget Program Allocation	[illegible]	[illegible]	[illegible]	[illegible]	[illegible]	-
Related and Indirect Costs						
Pensions & Retirement	[illegible]	[illegible]	[illegible]	[illegible]	-	[illegible]
Human Resources Benefits	[illegible]	[illegible]	[illegible]	[illegible]	-	[illegible]
Water & Electricity	-	-	-	-	-	-
Communication Services	-	-	-	-	-	-
Building Services	-	-	-	-	-	-
All Other Related Costs	[illegible]	[illegible]	[illegible]	[illegible]	-	[illegible]
Capital Finance & Depreciation	[illegible]	[illegible]	[illegible]	[illegible]	-	[illegible]
Liability Claims	-	-	-	-	-	-
Subtotal Related Costs	[illegible]	[illegible]	[illegible]	[illegible]	-	[illegible]
Cost Allocated to Other Departments	-	-	-	-	-	-
Total Cost of Program	[illegible]	[illegible]	[illegible]	[illegible]	-	[illegible]
Positions	[illegible]	[illegible]	[illegible]	[illegible]	[illegible]	[illegible]

Human Relations Commission

The Human Relations Commission assists in assuring every person the opportunity for full and equal participation in the affairs of City government and in promoting the general welfare and safety of all residents in the community. The functions of the Commission include advising the Mayor and City Council about the state of community and intergroup relations, investigating problems and conditions which adversely affect the ability of people to live and work together, creating programs that build respect, tolerance, and skills in non-violent problem-solving, developing initiatives that advance public safety through anti-violence campaigns, and serving as a resource center for City departments, the media and community-based organizations in need of assistance to address human relations problems.

Expenditures 2004-05	Adopted Budget 2005-06	Estimated Expenditures 2005-06		Budget Appropriation 2006-07
			EXPENDITURES AND APPROPRIATIONS	
			Salaries	
731,354	1,037,057	1,019,000	Salaries General	1,048,611
9,495	20,017	20,000	Salaries As-Needed	20,017
542	-	-	Overtime General	-
741,391	1,057,074	1,039,000	Total Salaries	1,068,628
			Expense	
11,975	20,000	15,400	Printing and Binding	20,000
27,247	130,000	130,000	Contractual Services	79,797
18	3,500	3,500	Transportation	3,500
11,332	31,455	30,000	Office and Administrative	31,455
50,572	184,955	178,900	Total Expense	134,752
			Equipment	
-	5,545	6,000	Furniture, Office and Technical Equipment	-
-	5,545	6,000	Total Equipment	-
791,963	1,247,574	1,223,000	Subtotal	1,303,380
791,963	1,247,574	1,223,000	Total Human Relations Commission	1,303,380

Expenditures 2004-05	Adopted Budget 2005-06	Estimated Expenditures 2005-06		Budget Appropriation 2006-07
			SOURCES OF FUNDS	
791,963	1,247,574	1,223,000	General Fund	1,303,380
791,963	1,247,574	1,223,000	Total Funds	1,303,380

SUPPORTING DATA
DISTRIBUTION OF 2006-07 TOTAL COST OF PROGRAMS

	FY 2007 Human Relations
Budget	
Salaries	1,569,035
Expenses	504,797
Equipment	-
Special	-
Total Government Budget	1,983,832
Related and Indirect Costs	
Pensions & Retirement	308,147
Human Resources Benefits	108,344
Water & Electricity	7,435
Telecommunication Services	-
Building Services	145,710
All Other Fringed Costs	150,047
Capital Projects & Maintenance	25,012
Liability Claims	-
Subtotal Related Costs	824,295
Cost Allocated to Other Departments	-
Total Cost of Program	2,807,065
Positions	11

Information Technology Agency

The Information Technology Agency has primary responsibility for planning, designing, implementing, operating and coordinating the City's information technology systems and networks; providing all cable franchise regulatory and related services, and the delivery of information processing and data, voice, and video communication services.

Expenditures 2004-05	Adopted Budget 2005-06	Estimated Expenditures 2005-06		Budget Appropriation 2006-07
			EXPENDITURES AND APPROPRIATIONS	
			Salaries	
55,789,533	61,546,876	61,547,000	Salaries General	61,684,566
264,786	336,240	336,000	Salaries As-Needed	341,476
1,766,715	1,506,287	1,506,000	Overtime General	1,544,287
347,776	189,827	190,000	Hiring Hall Salaries	174,227
132	5,000	5,000	Overtime Hiring Hall	20,006
58,167,942	63,584,230	63,584,000	Total Salaries	63,744,560
			Expense	
56,940	209,568	210,000	Printing and Binding	209,568
2,861	3,500	4,000	Travel	3,505
11,532,444	17,105,975	17,106,000	Contractual Services	20,265,971
750	3,345	3,000	Transportation	3,345
1,093,191	2,356,861	2,307,000	Office and Administrative	2,208,412
2,599,770	2,756,513	2,757,000	Operating Supplies	3,225,846
15,284,946	22,385,762	22,387,000	Total Expense	25,916,644
			Equipment	
1,479,204	2,246,314	2,246,000	Furniture, Office and Technical Equipment	1,399,675
1,479,204	2,246,314	2,246,000	Total Equipment	1,399,675
			Special	
20,970,405	20,968,779	20,969,000	Communication Services	24,040,691
1,051,047	721,082	721,000	Equipment Lease and Acquisition	721,082
22,021,453	21,689,861	21,690,000	Total Special	24,761,773
96,953,545	109,906,167	109,907,000	Subtotal	115,822,650
96,953,545	109,906,167	109,907,000	Total Information Technology Agency	115,822,650

Information Technology Agency

Expenditures 2004-05	Adopted Budget 2005-06	Estimated Expenditures 2005-06		Budget Appropriation 2006-07
			SOURCES OF FUNDS	
92,287,252	104,212,860	104,800,000	General Fund	111,540,226
319,315	225,261	225,000	Community Development Trust Fund (Sch. 8)	-
437,194	438,240	438,000	Sewer Operation & Maintenance (Sch. 14)	190,465
18,227	-	-	Dept of Neighborhood Empowerment Fund (Sch. 18)	-
106,378	118,748	119,000	St. Light. Maint. Assessment Fund (Sch. 19)	89,579
2,167,217	2,808,221	2,809,000	Telecom. Development Acct. (Sch. 20)	2,812,534
226,196	225,252	225,000	Workforce Investment Act Fund (Sch. 22)	-
28,523	-	-	Rent Stabilization Trust Fund (Sch. 23)	-
232,696	-	-	GOB Ser 2000A Fire/Pr Const. (Sch. 29)	-
25,500	-	-	GOB SER 2003A 911/P/F Const (Sch. 29)	-
347,415	-	-	GOB SER 2004A 911/P/F Const (Sch. 29)	-
89,999	-	-	GOB SER 2002A Animal Shelter Const (Sch. 29)	-
2,809	-	-	Targeted-Destination Ambulance Services (Sch.23)	-
600,000	-	-	B&S Systems Development Fund (Sch. 40)	-
-	1,077,767	1,204,000	Bldg and Safety Enterprise Fund (Sch. 40A)	1,128,515
90,782	-	-	Code Enforcement Trust Fund (Sch. 42)	-
16,939	-	-	El Pueblo de L.A.Hist. Mon. Rev. Fund (Sch. 43)	-
-	-	-	Zoo Enterprise Trust Fund (Sch. 44)	164,331
96,953,545	109,986,167	109,907,000	Total Funds	116,822,650

SUPPORTING DATA
DISTRIBUTION OF 2006-07 TOTAL COST OF PROGRAMS

	P1001 Application Support	P1002 Systems Operation	P1003 Voice Support	P1004 Public Safety Communications Support	P1005 Executive Development and Administration	P1006 Telecommunication Planning and Utility
Budget						
Salaries	10,000,000	10,460,000	2,500,000	10,845,000	2,000,000	870,000
Expense	4,046,000	4,000,000	2,742,000	7,000,000	-	-
Equipment	500,000	500,000	-	500,000	-	-
Grants	1,000,000	1,000,000	-	1,000,000	-	-
Total Department Budget	22,000,000	20,000,000	5,000,000	20,000,000	2,000,000	870,000
Support Program Allocation	4,000,000	4,000,000	200,000	2,000,000	500,000	500,000
Direct and Indirect Costs						
Pension & Retirement	3,000,000	3,000,000	500,000	4,000,000	600,000	100,000
Human Resources Benefits	1,000,000	1,000,000	300,000	1,000,000	200,000	10,000
Water & Electricity	50,000	40,000	10,000	60,000	5,000	2,000
Communication Services		-	-	-	-	-
Building Services	1,000,000	800,000	700,000	1,000,000	100,000	50,000
All Other Service Costs	2,000,000	2,000,000	500,000	2,000,000	400,000	100,000
Capital Finance & Warehouse	100,000	100,000	30,000	100,000	20,000	5,000
Utility Costs	2,000	6,000	1,000	5,000	1,000	500
Subtotal Added Costs	8,000,000	7,000,000	1,000,000	11,000,000	1,000,000	500,000
Cost Allocated to Other Departments	(35,000,000)	(28,000,000)	(7,000,000)	(44,000,000)	(5,000,000)	(1,000,000)
Total Cost of Program	760,000	4,000,000	700,000	(1,000,000)	(1,000,000)	(200,000)
Positions	111	198	23	210	27	8

SUPPORTING DATA
DISTRIBUTION OF 2006-07 TOTAL COST OF PROGRAMS

	PI0707 9-1-1 Call Center Operations and Support	4010708 Fire Support	PI0709 Video and Data Communications	PI0710 General Administration and Support	Total
Budget					
Salaries	9,016,896	1,493,451	3,637,765	4,459,069	18,744,185
Salaries	1,836,921	823,389	54,294	1,126,288	24,010,844
Benefits	92,758	-	-	10,000	1,361,075
Services	694,905	1,100,930	1,838,350	18,065,728	24,701,773
Total Department Budget	8,145,591	2,477,730	5,025,361	23,722,487	44,870,169
Support Program Allocation	2,863,133	483,650	1,357,891	(23,704,675)	-
Related and Indirect Costs					
Pension & Retirement	2,066,068	371,814	862,160	-	16,016,046
Human Resources Benefits	771,212	135,424	374,471	-	6,108,614
Motor & Equipment	98,158	5,102	11,309	-	926,494
Communication Services	-	-	-	-	-
Building Services	548,287	98,107	227,478	-	4,408,264
All Other Related Costs	1,495,736	261,009	580,234	-	11,580,764
Capital Finance & Wastewater	81,179	16,401	37,932	-	737,349
Liability Claims	4,152	732	1,737		39,600
Statewide Related Costs	4,965,165	883,530	2,055,130	-	39,287,763
Cost Allocated to Other Departments	(10,009,463)	(2,405,238)	(6,918,297)	-	(159,203,919)
Total Cost of Program	(3,350,500)	1,452,852	(619,693)	-	-
Positions	94	17	70	32	743

Mayor

The Mayor, as established by Charter, is the executive officer of the City, and exercises supervision over all of its affairs. The Mayor submits proposals and recommendations to the Council, approves or vetoes ordinances passed by the Council, and is active in the enforcement of the ordinances of the City. The Mayor recommends and submits the annual budget and passes upon subsequent appropriations and transfers; appoints and may remove certain City officials and commissioners, subject to confirmation by the Council; secures cooperation between the departments of the City; receives and examines complaints made against officers and employees; and coordinates visits of foreign and domestic dignitaries with concerned public and private organizations. The Mayor is Director of the Emergency Operations Organization.

Expenditures 2004-05	Adopted Budget 2005-06	Estimated Expenditures 2005-06		Budget Appropriation 2006-07
			EXPENDITURES AND APPROPRIATIONS	
			Salaries	
6,969,079	5,091,880	5,092,000	Salaries General	5,328,833
1,285,255	-	-	Grant Reimbursed	-
775,314	1,094,485	1,094,000	Salaries As Needed	1,094,485
16,365	-	-	Overtime General	-
8,746,013	6,186,365	6,186,000	Total Salaries	7,423,318
			Expense	
39,990	56,696	56,000	Printing and Binding	75,696
27,920	20,316	21,000	Travel	200,000
414,122	128,340	128,000	Contractual Services	628,340
3,513	5,470	5,000	Transportation	5,470
-	400	1,000	Legislative, Economic or Govt. Purposes	400
312	46,684	47,000	Contingent Expense	46,684
282,173	253,141	253,000	Office and Administrative	253,141
-	5,954	5,000	Operating Supplies	5,954
767,948	516,061	517,000	Total Expense	1,215,605
			Equipment	
2,694	28,324	28,000	Furniture, Office and Technical Equipment	28,324
2,694	28,324	28,000	Total Equipment	28,324
9,516,655	6,730,690	6,731,000	Subtotal	8,667,327
9,516,655	6,730,690	6,731,000	Total Mayor	8,667,327

Mayor

Expenditures 2004-05	Adopted Budget 2005-06	Estimated Expenditures 2005-06		Budget Appropriation 2006-07
			SOURCES OF FUNDS	
6,097,899	6,419,176	6,419,800	General Fund	6,420,755
274,104	-	-	Community Development Trust Fund (Sch. 8)	-
134,509	81,572	82,000	Workforce Investment Act Fund (Sch. 22)	81,572
155,000	155,000	155,000	Prop. C Anti-Gridlock Transit Fund (Sch. 27)	157,000
65,153	75,000	75,000	Local Law Enforcement Block Grant Fund (Sch. 45)	-
6,516,665	6,730,680	6,731,000	Total Funds	6,667,327

SUPPORTING DATA
DISTRIBUTION OF 2006-07 TOTAL COST OF PROGRAMS

	FM001 Office of the Mayor
Budget	
Salaries	7,423,318
Expenses	1,215,089
Equipment	26,324
Special	-
Total Department Budget	8,664,731
Related and Indirect Costs	
Pension & Retirement	1,094,201
Group Insurance Benefits	601,421
Water & Electricity	72,011
Communication Services	-
Building Services	1,307,044
All Other Budget Costs	1,677,634
Capital Finance & Maintenance	32,389
Liability Claims	4,200
Subtotal Related Costs	5,388,900
Cost Allocated to Other Departments	-
Total Cost of Program	14,053,631
Positions	79

Neighborhood Empowerment

The Department of Neighborhood Empowerment, as established by Charter, has the mission of promoting more citizen participation in government and making government more responsive to local needs by developing a citywide system of neighborhood councils. The adopted plan for a citywide system of neighborhood councils ensures that every part of the City is within the boundary of a neighborhood council. The Department assists neighborhoods in preparing petitions for recognition or certification, identifying boundaries that do not divide communities, and organizing themselves, in accordance with the plan. It arranges biennial Congress of Neighborhood Council meetings, assists neighborhood councils with the election of their officers, and arranges training for neighborhood councils' officers and staff.

Expenditures 2004-05	Adopted Budget 2005-06	Estimated Expenditures 2005-06		Budget Appropriation 2006-07
			EXPENDITURES AND APPROPRIATIONS	
			Salaries	
2,963,656	3,393,994	3,297,000	Salaries General	3,332,367
24,277	25,200	25,000	Overtime General	45,200
2,987,933	3,419,194	3,322,000	Total Salaries	3,377,567
			Expense	
216,747	250,000	250,000	Printing and Binding	240,000
400,671	405,500	408,000	Contractual Services	559,100
8,814	11,200	11,000	Transportation	11,200
158,405	163,560	164,000	Office and Administrative	151,600
20,420	44,413	44,000	Operating Supplies	2,400
793,064	874,767	875,000	Total Expense	964,300
			Special	
-	13,475	13,000	Communication Services	10,106
-	13,475	13,000	Total Special	10,106
3,780,998	4,307,426	4,210,000	Subtotal	4,351,973
3,780,998	4,307,426	4,210,000	Total Neighborhood Empowerment	4,351,973

Expenditures 2004-05	Adopted Budget 2005-06	Estimated Expenditures 2005-06		Budget Appropriation 2006-07
			SOURCES OF FUNDS	
3,780,998	4,307,426	4,210,000	Dept of Neighborhood Empowerment Fund (Sch. 18)	4,351,973
3,780,998	4,307,426	4,210,000	Total Funds	4,351,973

SUPPORTING DATA
DISTRIBUTION OF 2006-07 TOTAL COST OF PROGRAMS

	EWRTC Neighborhood Empowerment
Budget	
Salaries	3,377,667
Expense	564,380
Equipment	-
Special	12,426
Total Department Budget	4,354,473
Related and Indirect Costs	
Pension & Retirement	862,082
Human Resources Benefits	472,200
Water & Electricity	5,202
Communication Services	-
Building Services	265,400
All Other Indirect Costs	404,573
Capital Finance & Wastewater	-
Liability Claims	-
Subtotal Related Costs	1,997,563
Cost Allocated to Other Departments	
Total Cost of Program	6,352,036
Positions	57

Personnel

This Department classifies all civil service positions and assigns appropriate titles. It recruits employees, holds competitive examinations and establishes eligible lists for employment. It establishes rules and regulations governing the appointment, promotion, transfer, and removal of City employees. The Department provides employee development including in-service training and counseling. It conducts affirmative action recruitment and training; administers the City's Rideshare Program and Workplace Safety Program; conducts health risk appraisals; administers employee benefits; and investigates and hears discrimination complaints and disciplinary action appeals. The Department conducts pre-employment medical exams; administers the workers' compensation program; and provides medical care for persons in custody of the Police Department.

Expenditures 2004-05	Adopted Budget 2005-06	Estimated Expenditures 2005-06		Budget Appropriation 2006-07
			EXPENDITURES AND APPROPRIATIONS	
			Salaries	
27,786,403	33,508,809	32,826,000	Salaries General	34,394,668
41,084	42,879	-	Grant Reimbursed	42,879
1,289,510	1,629,200	2,300,000	Salaries As-Needed	1,604,629
164,543	210,975	211,000	Overtime General	228,515
29,280,596	35,398,465	35,345,000	Total Salaries	36,560,689
			Expense	
276,220	398,233	291,000	Printing and Binding	398,233
12,559	185,000	85,000	Travel	185,000
17,636	-	-	Construction Expense	-
14,590,375	21,830,572	21,728,000	Contractual Services	23,560,572
351,564	533,959	496,000	Medical Supplies	483,959
45,601	149,229	148,000	Transportation	149,229
32,085	23,000	25,000	Oral Board Expense	23,000
1,311,971	1,933,524	1,934,000	Office and Administrative	1,917,573
16,637,930	24,873,517	24,698,000	Total Expense	26,627,566
			Equipment	
75,243	79,239	226,000	Furniture, Office and Technical Equipment	40,000
75,243	79,239	226,000	Total Equipment	40,000
			Special	
356,567	217,555	218,000	Training Expense	472,399
6,696	7,200	7,000	Employee Service Pins	7,200
23,500	-	20,000	Police Recruitment Incentive	-
1,303,738	1,459,576	1,460,000	Employee Transit Subsidy	1,459,576
1,582,701	1,684,331	1,705,000	Total Special	1,939,175
46,276,530	62,025,553	61,976,000	Subtotal	65,167,330
46,276,530	62,025,553	61,976,000	Total Personnel	65,167,330

Personnel

Expenditures 2004-05	Adopted Budget 2005-06	Estimated Expenditures 2005-06		Budget Appropriation 2006-07
			SOURCES OF FUNDS	
44,872,261	56,104,099	58,029,000	General Fund	59,570,498
524,470	566,256	556,000	Mobile Source Air Poll. Reduction Fund (Sch. 19)	655,359
376,935	361,207	361,000	Sewer Operation & Maintenance (Sch. 14)	335,259
-	42,879	-	Workforce Investment Act Fund (Sch. 22)	-
2,502,056	2,388,363	2,487,000	City Employees Ridesharing Fund (Sch. 25)	2,388,363
-	2,372,750	2,373,000	VLF Gap Loan Financing Proceeds Fund (Sch.52)	1,000,000
-	200,000	200,000	Efficiency and Police Hires Fund (Sch. 53)	1,200,000
48,276,530	62,835,553	64,976,000	Total Funds	65,137,339

SUPPORTING DATA
DISTRIBUTION OF 2006-07 TOTAL COST OF PROGRAMS

	[illegible] Criminal Justice Services	[illegible] Public Safety Employees	[illegible] Personnel Selection	[illegible] Personnel Management Services	[illegible] Support Administration and Support	Total
Budget						
Salaries	[illegible]	[illegible]	[illegible]	[illegible]	[illegible]	[illegible]
Expenses	[illegible]	[illegible]	[illegible]	[illegible]	[illegible]	[illegible]
Equipment	-	[illegible]	-	-	-	[illegible]
Special	-	[illegible]	[illegible]	[illegible]	[illegible]	[illegible]
Total Operational Budget	[illegible]	[illegible]	[illegible]	[illegible]	[illegible]	[illegible]
Support Program Allocation	[illegible]	[illegible]	[illegible]	[illegible]	[illegible]	-
Related and Indirect Costs						
Pension & Retirement	[illegible]	[illegible]	[illegible]	[illegible]	-	[illegible]
Human Resources Benefits	[illegible]	[illegible]	[illegible]	[illegible]	-	[illegible]
Water & Electricity	[illegible]	[illegible]	[illegible]	[illegible]	-	[illegible]
Communication Services	-	-	-	-	-	-
Building Services	[illegible]	[illegible]	[illegible]	[illegible]	-	[illegible]
All Other Related Costs	[illegible]	[illegible]	[illegible]	[illegible]	-	[illegible]
Capital Finance & Wastewater	[illegible]	[illegible]	[illegible]	[illegible]	-	[illegible]
Liability Costs	-	-	-	-	-	-
Subtotal Related Costs	[illegible]	[illegible]	[illegible]	[illegible]	-	[illegible]
Cost Allocated to Other Departments	[illegible]	[illegible]	[illegible]	[illegible]	-	[illegible]
Total Cost of Program	[illegible]	[illegible]	[illegible]	[illegible]	-	-
Positions	[illegible]	[illegible]	[illegible]	[illegible]	[illegible]	[illegible]

Planning

This Department prepares and maintains a general plan which is a comprehensive declaration of purposes, policies and programs for the development of the City including such elements as land use, conservation, historic preservation, circulation, service systems, highways, public works facilities, branch administrative centers, schools, recreational facilities and airports. The Department regulates the use of privately-owned property through zoning regulations and State laws and through the approval of proposed subdivisions. The Department investigates and reports on applications for amendments to zoning regulations, and passes upon zone variance applications. The acquisition of land by the City for public use and the disposition of surplus land must be submitted to the Commission for report and recommendation. The Department conducts studies relating to environmental quality, and provides advice and assistance relative to environmental matters.

Expenditures 2004-05	Adopted Budget 2005-06	Estimated Expenditures 2005-06		Budget Appropriation 2006-07
			EXPENDITURES AND APPROPRIATIONS	
			Salaries	
19,198,752	20,443,003	20,940,000	Salaries General	23,626,937
-	20,000	-	Salaries As-Needed	20,000
447,117	184,500	184,000	Overtime General	184,500
19,645,869	20,647,503	21,124,000	Total Salaries	23,831,437
			Expense	
57,592	57,417	57,000	Printing and Binding	57,417
-	1,000	-	Construction Expense	-
724,620	1,823,459	1,823,000	Contractual Services	1,995,670
-	1,735	-	Transportation	1,735
-	2,680	-	Governmental Meetings	-
203,689	236,985	240,000	Office and Administrative	565,083
119,561	208,414	208,000	Operating Supplies	175,384
1,085,862	2,334,681	2,328,000	Total Expense	2,797,109
			Equipment	
3,542	161,000	161,000	Furniture, Office and Technical Equipment	321,166
3,542	161,000	161,000	Total Equipment	321,166
20,735,273	23,143,294	23,613,000	Subtotal	26,949,792
20,735,273	23,143,294	23,613,000	Total Planning	26,949,792

Planning

Expenditures 2004-05	Adopted Budget 2005-06	Estimated Expenditures 2005-06		Budget Appropriation 2006-07
			SOURCES OF FUNDS	
17,964,271	19,162,167	19,102,000	General Fund	21,980,620
73,016	74,475	74,000	Stormwater Pollution Abatement Fund (Sch. 7)	76,472
142,891	222,683	222,000	Community Development Trust Fund (Sch. 8)	209,609
21,555	57,305	57,000	HOME Invest. Partnerships Program Fund (Sch. 9)	58,142
77,138	105,836	106,000	Sewer Operation & Maintenance (Sch. 14)	108,129
92,417	-	-	Prop. C Anti-Gridlock Transit Fund (Sch. 27)	-
1,591,571	3,261,717	3,262,000	City Planning Systems Develop. Fund (Sch. 28)	3,976,758
68,218	-	-	Urban Development Action Grant (Sch. 29)	-
453,920	-	470,000	Major Projects Review Trust Fund (Sch. 35)	-
290,470	-	-	B&S Systems Development Fund (Sch. 43)	-
-	319,511	320,000	Bldg and Safety Enterprise Fund (Sch. 40A)	553,056
20,755,273	23,145,294	23,513,000	Total Funds	26,949,792

SUPPORTING DATA
DISTRIBUTION OF 2006-07 TOTAL COST OF PROGRAMS

	6[illegible] Comprehensive Planning	6[illegible] Project Planning	6[illegible] Mapping and Systems Support	6[illegible] General Administration and Support	Total
Budget					
Salaries	8,705,675	6,915,855	8,170,700	2,791,059	26,631,437
Expenses	648,896	159,365	1,961,000	67,868	2,837,199
Equipment	-	-	321,188	-	321,188
Grants	-	-	-	-	-
Total Department Budget	9,354,571	7,075,220	10,452,888	2,858,191	29,740,870
Budget Program Allocation	1,297,351	921,354	759,030	(2,978,150)	-
Related and Indirect Costs					
Pension & Retirement	2,241,534	2,308,970	1,195,487	-	5,737,531
Other Post-Employment Benefits	1,021,297	1,340,686	671,535	-	3,035,068
Water & Electricity	35,313	36,587	19,779	-	91,679
Communication Services	-	-	-	-	-
Building Services	693,404	696,288	317,150	-	1,706,842
All Other Related Costs	935,957	1,000,571	370,336	-	2,306,864
Capital Process & Wastewater	35,746	41,130	20,566	-	99,442
Liability Claims	31,364	36,089	17,648	-	84,900
Subtotal Related Costs	4,993,615	5,460,321	2,612,497	-	13,066,433
Over Allocated to Other Departments	-	-	-	-	-
Total Cost of Program	15,302,521	12,720,775	11,723,780	-	39,756,300
Positions	36	28	59	36	271

Police

This Department has the duty and power to enforce the penal divisions of the City Charter, the ordinances of the City, and State and Federal laws for the purpose of protecting persons and property and for the preservation of the peace of the community. To these ends the Department engages in patrol, prevention of crime, investigation of reported crime, apprehension of suspects, the gathering and presentation of evidence, detention of unarraigned persons, enforcement of traffic laws, investigations of traffic accidents, custody of property, and such staff services as are necessary to engage in these activities.

Expenditures 2004-05	Adopted Budget 2005-06	Estimated Expenditures 2005-06		Budget Appropriation 2006-07
			EXPENDITURES AND APPROPRIATIONS	
			Salaries	
168,760,049	184,191,026	183,191,000	Salaries General	191,569,036
744,458,565	793,322,021	794,962,000	Salaries Sworn	849,423,486
434,685	702,927	703,000	Sworn Bonuses	702,927
700,365	1,224,421	1,224,000	Salaries As-Needed	1,224,421
6,374,874	5,718,792	5,719,000	Overtime General	5,718,792
76,173,095	69,768,000	86,700,000	Overtime Sworn	76,220,600
1,190,584	1,500,000	1,500,000	Accumulated Overtime	1,500,000
998,044,975	1,045,427,237	1,073,999,000	Total Salaries	1,126,357,082
			Expense	
568,877	1,342,674	1,383,000	Printing and Binding	1,344,619
561,188	607,285	607,000	Travel	607,285
1,479,375	1,705,359	1,705,000	Ammunition and Tear Bombs	2,009,162
8,407,189	12,473,143	12,473,000	Contractual Services	13,285,161
5,714,926	6,474,021	6,474,000	Field Equipment Expense	6,522,466
767,143	976,801	977,000	Institutional Supplies	976,801
6,668,589	8,961,835	9,402,000	Petroleum Products	-
89,592	121,008	121,000	Traffic and Signal	121,008
89,578	74,520	109,000	Transportation	74,520
657,683	633,000	633,000	Secret Service	633,000
2,966,379	3,516,578	3,517,000	Uniforms	3,396,891
221,449	480,790	481,000	Reserve Officer Expense	450,790
4,847,853	6,277,763	6,278,000	Office and Administrative	10,171,456
1,530,259	1,980,975	2,256,000	Operating Supplies	1,779,253
34,557,520	43,585,862	46,315,000	Total Expense	41,304,672

Police

Expenditures 2004-05	Adopted Budget 2005-06	Estimated Expenditures 2005-06		Budget Appropriation 2006-07
			EXPENDITURES AND APPROPRIATIONS	
			Equipment	
286,962	4,990,000	4,990,000	Furniture, Office and Technical Equipment	614,488
3,193,717	17,624,489	18,585,000	Transportation Equipment	17,470,954
310,692	873,730	874,000	Other Operating Equipment	114,000
3,774,371	23,097,889	24,059,000	Total Equipment	18,199,442
1,036,376,670	1,112,110,988	1,144,373,000	Subtotal	1,185,861,776
1,036,376,670	1,112,110,988	1,144,373,000	Total Police	1,185,861,776

Expenditures 2004-05	Adopted Budget 2005-06	Estimated Expenditures 2005-06		Budget Appropriation 2006-07
			SOURCES OF FUNDS	
1,005,714,893	1,060,663,391	1,094,219,000	General Fund	1,120,009,610
13,740	-	-	Convention Center Revenue Fund (Sch. 16)	-
25,292,952	26,153,000	26,153,000	Local Public Safety Fund (Sch. 17)	38,350,692
92,333	-	-	Proposition A Local Transit Fund (Sch. 26)	-
399,110	-	-	GOB SER 2002A 911/P/F Const (Sch. 29)	-
16,562	-	-	GOB SER 2003A 911/P/F Const (Sch. 29)	-
413,906	-	-	GOB SER 2004A 911/P/F Const (Sch. 29)	-
16,257	-	-	Local Law Enforcement Block Grant Fund (Sch 45)	-
4,417,405	8,340,000	7,914,000	Supplemental Law Enf Services Fund (Sch. 46)	5,800,000
-	14,393,397	13,126,000	VLF Gap Loan Financing Proceeds Fund (Sch 52)	20,841,485
-	951,200	951,000	Efficiency and Police Hires Fund (Sch. 53)	791,389
1,036,376,670	1,112,110,988	1,144,373,000	Total Funds	1,185,861,776

SUPPORTING DATA
DISTRIBUTION OF 2006-07 TOTAL COST OF PROGRAMS

	AE7001 Police	AE7002 Homicide Crime Investigation & Prosecution	CC7003 Traffic Control	AE7040 Technical Support	AE7050 General Administration and Support	AE7061 Internal Monitoring
Budget						
Salaries	[illegible]	[illegible]	[illegible]	[illegible]	[illegible]	[illegible]
Expenses	[illegible]	[illegible]	[illegible]	[illegible]	[illegible]	[illegible]
Equipment	-	[illegible]	-	[illegible]	[illegible]	[illegible]
Special	-	-	-	-	-	-
Total Operational Budget	[illegible]	[illegible]	[illegible]	[illegible]	[illegible]	[illegible]
Support Program Allocation	[illegible]	[illegible]	[illegible]	[illegible]	[illegible]	[illegible]
Related and Indirect Costs						
Pension & Retirement	[illegible]	[illegible]	[illegible]	-	-	
Human Resources Benefits	[illegible]	[illegible]	[illegible]	-	-	-
Liability & Property	[illegible]	[illegible]	[illegible]	-	-	-
Communications Services	-	-	-	-	-	-
Building Services	[illegible]	[illegible]	[illegible]	-	-	-
All Other Fixed Costs	[illegible]	[illegible]	[illegible]	-	-	-
Capital Finance & Wastewater	[illegible]	[illegible]	[illegible]	-	-	-
Liability Claims	[illegible]	[illegible]	[illegible]	-	-	-
Subtotal Related Costs	[illegible]	[illegible]	[illegible]	-	-	-
Cost Allocated to Other Departments	-	-	-	-	-	-
Total Cost of Program	[illegible]	[illegible]	[illegible]	-	-	-
Positions	[illegible]	[illegible]	[illegible]	[illegible]	[illegible]	[illegible]

SUPPORTING DATA
DISTRIBUTION OF 2006-07 TOTAL COST OF PROGRAMS

	Total
Budget	
Salaries	1,726,897,660
Expense	41,364,672
Equipment	18,362,442
Special	-
Total Department Budget	1,786,624,774
Support Program Allocation	-
Related and Indirect Costs	
Pension & Retirement	269,209,871
Human Resources Benefits	174,144,872
Water & Electricity	8,720,234
Communication Services	-
Building Services	17,095,815
All Other Related Costs	148,117,618
Capital Finance & Wastewater	23,203,951
Liability Claims	11,301,650
Subtotal Related Costs	648,492,161
Cost Allocated to Other Departments	-
Total Cost of Program	1,834,203,935
Positions	13,861

Board of Public Works

The Board of Public Works manages the Department of Public Works and is responsible for operation of the bureaus whose budgets are shown on succeeding pages. The Board advertises and invites proposals for bids; awards contracts for the construction of public buildings; conducts graffiti removal and neighborhood cleanups; and expedites construction. The 2004-05 Adopted Budget transfers resources and functions from the Bureau of Financial Management and Personnel Services to the Board.

Expenditures 2004-05	Adopted Budget 2005-06	Estimated Expenditures 2005-06		Budget Appropriation 2006-07
			EXPENDITURES AND APPROPRIATIONS	
			Salaries	
10,144,454	10,519,028	10,455,000	Salaries General	10,813,596
104,444	39,439	115,000	Overtime General	124,439
10,248,898	10,558,467	10,570,000	Total Salaries	10,939,035
			Expense	
69,951	85,729	79,000	Printing and Binding	85,729
4,089	-	9,000	Travel	-
12,636,943	8,626,800	11,242,000	Contractual Services	9,104,553
1,755	2,000	2,000	Transportation	2,000
120,199	154,260	151,000	Office and Administrative	152,442
196,083	267,437	267,000	Operating Supplies	367,437
13,029,051	9,136,312	11,750,000	Total Expense	9,712,411
			Equipment	
58,351	5,483	9,000	Furniture, Office and Technical Equipment	-
58,351	5,483	9,000	Total Equipment	-
			Special	
10,517	-	-	Nuisance Alley Conversion Project	-
10,517	-	-	Total Special	-
23,346,817	19,700,242	22,329,000	Subtotal	20,650,446
23,346,817	19,700,242	22,329,000	Total Board of Public Works	20,650,446

Board of Public Works

Expenditures 2004-05	Adopted Budget 2005-06	Estimated Expenditures 2005-06		Budget Appropriation 2006-07
			SOURCES OF FUNDS	
15,523,499	14,161,073	14,495,000	General Fund	15,178,027
244,080	244,080	244,000	Special Gas Tax Street Improvement Fund (Sch 5)	252,815
184,366	190,167	184,000	Stormwater Pollution Abatement Fund (Sch. 7)	195,447
3,237,684	1,504,638	3,238,000	Community Development Trust Fund (Sch. 8)	1,250,877
1,815,248	1,872,701	1,818,000	Sewer Operation & Maintenance (Sch. 14)	1,984,032
1,172,998	1,240,467	1,173,000	Sewer Capital (Sch. 14)	1,309,355
247,617	253,552	248,000	St. Light. Maint. Assessment Fund (Sch. 19)	261,140
55,000	55,000	55,000	Proposition A Local Transit Fund (Sch. 26)	57,142
143,190	-	143,000	GOB Series 2000A Library Fac. Const (Sch. 29)	-
104,904	-	105,000	GOB Ser 2000A Fire/Pr Const. (Sch. 29)	-
26,859	-	27,000	GOB SER 2003A 911/P/F Const (Sch. 29)	-
88,452	-	88,000	GOB SER 2004A 911/P/F Const (Sch. 29)	-
32,607	-	33,000	GOB SER 2002A Animal Shelter Const (Sch. 29)	-
32,907	-	33,000	GOB SER 2003A Animal Shelter Const (Sch. 29)	-
140,358	-	140,000	Proposition K Administration (Sch. 29)	-
157,498	-	157,000	Subventions and Grants (Sch. 29)	-
168,518	170,404	170,000	Citywide Recycling Fund (Sch. 51)	171,811
23,348,617	19,700,262	22,328,000	Total Funds	20,650,446

SUPPORTING DATA
DISTRIBUTION OF 2006-07 TOTAL COST OF PROGRAMS

	EA4001 Public Services	007102 Citywide Waste Management Coordination	107402 Public Works Accounting	107403 Public Works Personnel Management	107420 General Administration and Support	Total
Budget						
Salaries	[illegible]	[illegible]	[illegible]	[illegible]	[illegible]	[illegible]
Expense	[illegible]	[illegible]	[illegible]	[illegible]	[illegible]	[illegible]
Equipment	-	-	-	-	-	-
Special	-	-	-	-	-	-
Total Department Budget	[illegible]	[illegible]	[illegible]	[illegible]	[illegible]	[illegible]
Budget Program Allocation	[illegible]	[illegible]	[illegible]	[illegible]	[illegible]	-
Related and Indirect Costs						
Pension & Retirement	[illegible]	[illegible]	[illegible]	[illegible]	-	[illegible]
Human Resources Benefits	[illegible]	[illegible]	[illegible]	[illegible]	-	[illegible]
Water & Electricity	[illegible]	[illegible]	[illegible]	[illegible]	-	[illegible]
Communication Services	-	-	-	-	-	-
Building Services	[illegible]	[illegible]	[illegible]	[illegible]	-	[illegible]
All Other Rented Costs	[illegible]	[illegible]	[illegible]	[illegible]	-	[illegible]
Central Finance & Warehouse	[illegible]	[illegible]	[illegible]	[illegible]	-	[illegible]
Vehicle Course	[illegible]	[illegible]	[illegible]	[illegible]	-	[illegible]
Subtotal Related Costs	[illegible]	[illegible]	[illegible]	[illegible]		[illegible]
Cost Allocated to Other Departments	-	-	-	-	-	-
Total Cost of Program	[illegible]	[illegible]	[illegible]	[illegible]	-	[illegible]
Positions	[illegible]	[illegible]	[illegible]	[illegible]	[illegible]	[illegible]

Bureau of Contract Administration

This Bureau is responsible for administering contracts and permits for construction of public works such as buildings, streets, bridges, sewers, storm drains and related improvements. It provides inspection services at construction sites and in plants engaged in manufacturing concrete and steel pipe, asphalt and concrete paving materials; prepares statements of payments due on contracts; recommends acceptance of completed public improvement projects; inspects the installation of erosion control devices whenever grading operations create a hazard to dedicated and future streets within the City; and reviews contractor compliance with affirmative action, minority business enterprise and other requirements on City projects.

Expenditures 2004-05	Adopted Budget 2005-06	Estimated Expenditures 2005-06		Budget Appropriation 2006-07
			EXPENDITURES AND APPROPRIATIONS	
			Salaries	
23,982,170	21,757,591	24,220,000	Salaries General	26,529,641
1,137,615	825,398	920,000	Overtime General	1,456,368
24,619,785	22,582,989	25,140,000	Total Salaries	28,986,049
			Expense	
9,886	26,031	28,000	Printing and Binding	26,031
1,015	-	-	Travel	-
59,695	131,024	131,000	Contractual Services	131,024
1,027,788	747,943	1,012,000	Transportation	958,543
-	341	-	Governmental Meetings	-
176,165	149,009	236,000	Office and Administrative	270,724
43,370	82,574	83,000	Operating Supplies	92,574
1,317,817	1,137,116	1,490,000	Total Expense	1,477,496
26,137,602	23,719,985	26,628,000	Subtotal	28,463,345
26,137,602	23,719,985	26,628,000	Total Bureau of Contract Administration	28,463,345

Bureau of Contract Administration

Expenditures 2004-05	Adopted Budget 2005-06	Estimated Expenditures 2005-06		Budget Appropriation 2006-07
			SOURCES OF FUNDS	
14,208,480	16,464,478	16,070,000	General Fund	16,048,079
252,069	578,265	578,000	Special Gas Tax Street Improvement Fund (Sch. 5)	617,327
142,617	266,555	267,550	Stormwater Pollution Abatement Fund (Sch. 7)	251,900
7,464,256	6,911,372	6,911,000	Sewer Capital (Sch. 14)	7,080,962
362,368	292,315	292,000	St. Light. Maint. Assessment Fund (Sch. 19)	394,108
462,399	540,000	540,000	Proposition A Local Transit Fund (Sch. 26)	577,104
7,426	156,000	11,000	Prop. C Anti-Gridlock Transit Fund (Sch. 27)	146,065
419,935	-	620,000	GOB Series 2000A Library Fac. Const (Sch. 29)	-
166,155	-	93,000	GOB Series 2001A Library Fac. Const. (Sch. 29)	-
1,278,949	-	642,000	GOB Ser 2000A Fire/Pr Const. (Sch. 29)	-
-	-	902,000	GOB SER 2002A 911/P/F Const (Sch. 29)	-
228,579	-	201,000	GOB SER 2004A 911/P/F Const (Sch. 29)	-
646,851	-	500,000	GOB SER 2002A Animal Shelter Const (Sch. 29)	-
487,542	-	310,000	Major Projects Review Trust Fund (Sch. 35)	-
26,137,692	23,719,585	26,828,000	Total Funds	26,456,345

SUPPORTING DATA
DISTRIBUTION OF 2006-07 TOTAL COST OF PROGRAMS

	PS7601 Construction Inspection	PS7602 Contract Construction	PS7650 General Administration and Support	Total
Budget				
Salaries	25,832,015	660,697	2,022,932	28,515,644
Expenses	1,376,782	31,465	70,349	1,477,496
Equipment	-	-	-	-
Special	-	-	-	-
Total Discretionary Budget	27,208,797	692,162	2,093,281	29,993,140
Budgetary Program Allocation	9,276,371	101,804	(2,362,275)	-
Related and Indirect Costs				
Pension & Retirement	6,667,471	280,419	-	6,947,890
Human Resources Benefits	2,650,187	150,365	-	2,800,552
Water & Electricity	12,462	133	-	12,595
Communication Services	-	-	-	-
Building Services	560,119	22,798	-	582,917
All Other Related Costs	2,394,164	102,424	-	2,497,579
Central Finance & Workweek	305,097	13,631	-	318,728
Liability Claims	-	-	-	-
Subtotal Related Costs	12,589,497	569,540	-	13,159,037
Cost Allocated to Other Departments	-	-	-	-
Total Cost of Program	49,073,665	1,363,506	-	43,152,102
Positions	264	12	37	309

Bureau of Engineering

The Bureau prepares environmental assessments, designs, plans, specifications and estimates, supervises plans and specifications prepared by private engineers and architects; checks plans and prepares structural, electrical and mechanical engineering details for all storm drains, sewers, treatment plants, bridges and other structures, buildings, service yards and related public improvements. It administers contract documents and provides construction management. Public Counters enable research into City records, review of private projects and the issuing of permits for work in the City's rights-of-way or public properties. This Bureau establishes the engineering features and standards of all private subdivisions and tracts. It acquires rights-of-way and easements for City projects; examines titles, and processes title transfers and property matters; and purchases properties used by City departments. This Bureau is responsible for all basic and project surveying, the preparation of all basic maps, and is the custodian of all related records. It is also the custodian of all original maps, plans, profiles, field books, estimates, records and other data relating to the public works with which the bureau is concerned. This Bureau conducts research into hydraulic modeling, geology and soils conditions to support its design work. It researches all aspects of Public Works engineering, develops standard plans for its own use, and distributes same to the private sector for continuity and standardization.

Expenditures 2004-05	Adopted Budget 2005-06	Estimated Expenditures 2005-06		Budget Appropriation 2006-07
			EXPENDITURES AND APPROPRIATIONS	
			Salaries	
76,166,513	74,350,309	74,735,000	Salaries General	75,650,897
1,295,947	1,174,263	1,174,000	Overtime General	1,174,263
77,461,460	75,524,572	75,909,000	Total Salaries	76,825,160
			Expense	
40,958	91,402	91,000	Printing and Binding	91,502
59,154	52,362	52,000	Construction Expense	52,362
1,657,515	1,524,933	1,700,000	Contractual Services	1,524,933
57,541	86,629	87,000	Field Equipment Expense	86,629
75,068	100,252	100,000	Transportation	100,252
701,480	897,398	897,000	Office and Administrative	897,398
841,718	543,122	543,000	Operating Supplies	543,472
3,392,434	3,256,096	3,440,000	Total Expense	3,256,846
			Equipment	
176,889	-	-	Furniture, Office and Technical Equipment	-
176,889	-	-	Total Equipment	-
81,030,783	78,780,669	79,349,000	Subtotal	80,082,006
81,030,783	78,780,669	79,349,000	Total Bureau of Engineering	80,082,006

Bureau of Engineering

Expenditures 2004-05	Adopted Budget 2005-06	Estimated Expenditures 2005-06		Budget Appropriation 2006-07
			SOURCES OF FUNDS	
31,739,090	31,554,432	31,728,000	General Fund	32,914,212
4,209,484	4,236,440	4,238,000	Special Gas Tax Street Improvement Fund (Sch. 5)	4,249,055
3,778,133	4,051,104	4,051,000	Stormwater Pollution Abatement Fund (Sch. 7)	4,157,459
-	91,432	91,000	Mobile Source Air Poll. Reduction Fund (Sch. 10)	91,432
34,778,050	38,411,384	38,411,000	Sewer Capital (Sch. 14)	39,125,809
267,794	443,086	444,000	Proposition A Local Transit Fund (Sch. 26)	554,036
3,349	-	-	Prop. C Anti-Gridlock Transit Fund (Sch. 27)	-
360,000	-	-	Engineering Special Service Fund (Sch. 29)	-
247,159	-	-	GOB Series 2005A Library Fac. Const (Sch. 29)	-
12,647	-	-	GOB Series 2001A Library Fac. Const. (Sch. 29)	-
2,412	-	-	GOB Ser 2000A Fire/Pr Const. (Sch. 29)	-
21,229	-	-	GOB SER 2002A Fire/Pr Const (Sch. 29)	-
1,489,214	-	-	GOB SER 2003A Fire/Pr Const (Sch. 29)	-
821,751	-	-	GOB SER 2003A 911/PF Const (Sch. 29)	-
1,394,808	-	-	GOB SER 2004A 911/PF Const (Sch. 29)	-
420,914	-	-	GOB SER 2002A Animal Shelter Const (Sch. 29)	-
382,229	-	-	GOB SER 2003A Animal Shelter Const (Sch. 29)	-
360,000	-	-	Seismic Bond Reimb. Fund (Sch. 29)	-
674,759	-	-	Subventions and Grants (Sch. 29)	-
(1,483)	-	-	Urban Development Action Grant (Sch. 29)	-
191,440	-	386,000	Major Projects Review Trust Fund (Sch. 35)	-
20,212	-	-	El Pueblo de L. A. Hist. Mon. Rev. Fund (Sch. 43)	-
81,050,783	78,790,658	79,349,000	Total Funds	80,992,000

SUPPORTING DATA
DISTRIBUTION OF 2006-07 TOTAL COST OF PROGRAMS

	BE7802 Wastewater Facilities Engineering	BE7803 Wastewater Facilities Engineering	BE7804 Privately Financed Improvements Engineering	CW7805 Street Improvements Engineering	BH7807 Municipal Facilities Engineering	BE7809 Green-Public Improvements Engineering
Budget						
Salaries	8,606,007	11,220,009	3,509,591	6,467,508	12,359,056	1,772,572
Expense	690,974	975,393	544,336	468,974	572,339	50,766
Equipment	-	-	-	-	-	-
Special	-	-	-	-	-	-
Total Departmental Budget	9,296,981	10,195,402	3,153,927	6,936,482	12,931,395	1,823,338
Salaried Program Allocation	701,392	6,384,683	1,105,601	1,019,706	1,326,124	366,328
Related and Indirect Costs						
Pension & Retirement	1,590,443	10,324,502	2,839,168	2,175,302	3,186,657	582,936
Human Resources Benefits	413,375	4,227,589	1,166,392	897,567	1,308,348	237,156
Water & Electricity	3,374	32,174	8,196	6,808	11,681	1,806
Communication Services	-	-	-	-	-	-
Building Services	797,313	3,267,456	841,570	484,196	829,048	177,592
All Other Related Costs	592,989	4,250,386	1,255,671	1,110,620	1,331,113	285,792
Capital Finance & Wastewater	103,692	1,148,793	306,001	243,766	412,621	64,364
Liability Claims	38,730	356,776	272,417	158,210	272,842	62,116
Subtotal, Indirect Costs	3,538,916	23,607,326	6,688,408	5,076,109	8,350,870	1,396,621
Cost Allocated to Other Departments	-	-	-	-	-	-
Total Cost of Program	7,229,470	40,197,396	17,013,926	12,990,167	21,758,522	3,573,185
Positions	43	583	115	74	140	25

SUPPORTING DATA
DISTRIBUTION OF 2006-07 TOTAL COST OF PROGRAMS

	0072449 General Mapping and Survey Support	0A7500 General Administration and Support	Total
Budget			
Salaries	4,496,134	8,192,323	16,826,160
Expenses	199,371	93,933	1,206,848
Equipment	.	.	.
Special	.	.	.
Total Department Budget	4,695,505	8,470,445	20,202,208
Support Program Allocation	15,731,490	(8,470,445)	.
Related and Indirect Costs			
Pension & Retirement	.		20,067,897
Human Resources Benefits	.	.	8,527,836
Water & Electricity	.		61,078
Communication Services	.	.	.
Building Services	.	.	4,578,261
All Other Related Costs	.		9,578,455
Central Finance & Watershed	.	.	9,315,001
Liability Claims	.	.	5,515,700
Subtotal Related Costs	.	.	57,655,127
Cost Allocated to Other Departments	.	.	.
Total Cost of Program			127,557,335
Positions	63	195	958

Bureau of Sanitation

This Bureau collects and disposes of household refuse and dead animals; collects and processes recyclables; operates land reclamation sites for the disposal of refuse and acceptable wastes; plans and arranges for design of refuse collection facilities; and plans and designs refuse disposal facilities. It controls the discharge of wastewater, industrial wastes and storm waters into sewers, storm drains, open channels and navigable waters; inspects and maintains open storm water channels; maintains, operates and repairs all sanitary sewers, storm drains, culverts and appurtenant structures, such as wastewater and storm water pumping plants; and sewer ventilating plants; and operates and maintains wastewater treatment plants. The Bureau administers the Stormwater Pollution Abatement Program which oversees City compliance with the terms of the permit issued under the National Pollutant Discharge Elimination System (NPDES).

Expenditures 2004-05	Adopted Budget 2005-06	Estimated Expenditures 2005-06		Budget Appropriation 2006-07
			EXPENDITURES AND APPROPRIATIONS	
			Salaries	
147,712,783	153,905,620	160,479,000	Salaries General	171,092,734
571,298	1,205,841	1,900,000	Salaries As-Needed	1,284,669
8,186,481	7,246,508	7,330,000	Overtime General	7,616,404
380,980	477,025	500,000	Hiring Hall Salaries	477,025
154,200	144,203	190,000	Benefits Hiring Hall	144,203
156,999,502	172,979,197	169,759,000	Total Salaries	180,986,095
			Expense	
243,904	467,016	467,000	Printing and Binding	467,016
9,789	5,000	7,000	Travel	5,000
122,673	130,379	130,000	Construction Expense	130,379
7,147,429	9,039,220	10,959,000	Contractual Services	10,109,857
302,573	259,094	2,560,000	Field Equipment Expense	276,094
136,037	149,428	149,000	Transportation	149,428
-	100	-	Governmental Meetings	-
115,714	739,916	740,000	Uniforms	751,716
157,009	249,950	250,000	Office and Administrative	203,830
44,428,807	42,424,958	42,425,000	Operating Supplies	45,727,359
52,723,235	54,265,063	57,687,000	Total Expense	58,503,880
			Equipment	
19,475	97,863	98,000	Furniture, Office and Technical Equipment	80,532
19,475	97,863	98,000	Total Equipment	80,532
209,742,212	227,332,093	227,544,000	Subtotal	239,539,273
209,742,212	227,332,093	227,544,000	Total Bureau of Sanitation	239,539,273

Bureau of Sanitation

Expenditures 2004-05	Adopted Budget 2005-06	Estimated Expenditures 2005-06		Budget Appropriation 2006-07
			SOURCES OF FUNDS	
96,893,193	103,826,819	105,459,000	General Fund	90,821,259
5,194,391	6,260,123	6,356,000	Solid Waste Resources Revenue Fund (Sch. 2)	33,705,225
8,482,741	12,547,808	12,518,000	Stormwater Pollution Abatement Fund (Sch. 7)	12,802,168
-	14,259	14,000	Community Development Trust Fund (Sch. 8)	-
151,971	167,000	167,000	Mobile Source Air Poll. Reduction Fund (Sch. 10)	201,568
88,089,371	92,384,278	91,200,000	Sewer Operation & Maintenance (Sch. 14)	95,979,968
1,674,056	2,450,862	2,151,000	Sewer Capital (Sch. 14)	2,599,947
63,354	-	-	Convention Center Revenue Fund (Sch. 19)	-
1,403,503	1,640,633	1,641,000	Curbside Recycling Trust Fund (Sch. 29)	1,640,633
(53,545)	165,912	88,000	Integrated Solid Waste Mgt Fund (Sch. 29)	87,872
336,854	511,888	512,000	Used Oil Collection Fund (Sch. 29)	392,377
1,957,665	3,116,678	3,167,000	Landfill Maintenance Special Fund (Sch. 38)	6,980,920
1,447,068	1,960,668	1,961,000	Household Hazardous Waste Fund (Sch. 39)	1,948,004
2,241,627	2,265,657	2,266,000	Citywide Recycling Fund (Sch. 51)	2,399,332
209,742,212	227,932,093	227,544,000	Total Funds	239,539,273

SUPPORTING DATA
DISTRIBUTION OF 2006-07 TOTAL COST OF PROGRAMS

	[illegible] Water & Operation of Plant Capital Facilities	[illegible] Water and Operation of Wastewater Facilities	[illegible] Hazardous Release Collection	[illegible] General Administration and Support	Total
Budget					
Salaries	[illegible]	[illegible]	[illegible]	[illegible]	[illegible]
Expense	[illegible]	[illegible]	[illegible]	[illegible]	[illegible]
Equipment	.	.	[illegible]	[illegible]	[illegible]
Special	.	.	.	.	.
Total Department Budget	[illegible]	[illegible]	[illegible]	[illegible]	[illegible]
Support Program Allocation	[illegible]	[illegible]	[illegible]	[illegible]	.
Related and Indirect Costs					
Pension & Retirement	[illegible]	[illegible]	[illegible]	.	[illegible]
Health Insurance Premiums	[illegible]	[illegible]	[illegible]	.	[illegible]
Water & Electricity	[illegible]	[illegible]	[illegible]	.	[illegible]
Communication Services	.	.	.	.	.
Building Services	[illegible]	[illegible]	[illegible]	.	[illegible]
All Other Related Costs	[illegible]	[illegible]	[illegible]	.	[illegible]
Capital Finance & Wastewater	[illegible]	[illegible]	[illegible]	.	[illegible]
Liability Claims	[illegible]	[illegible]	[illegible]	.	[illegible]
Subtotal Related Costs	[illegible]	[illegible]	[illegible]	.	[illegible]
Cost Allocated to Other Departments	.	.	.	.	.
Total Cost of Program	[illegible]	[illegible]	[illegible]	.	[illegible]
Positions	[illegible]	[illegible]	[illegible]	[illegible]	[illegible]

Bureau of Street Lighting

This Bureau provides engineering design, construction, maintenance and repair of the City's Street Lighting System; maintains adequate roadway and sidewalk illumination for vehicular and pedestrian safety; prepares specifications, Ordinance of Intention and cost estimates for new installations and maintenance assessments for operation of all street lights in the Los Angeles City Lighting District; administers the development of street lighting financed by the basic Assessment Act procedures; spreads the cost of special assessments processed by the City in accordance with State Laws and City street lighting construction and maintenance ordinances; provides assessment advisory services to the City Council and its Public Works Committee; evaluates petitions for street lighting in accordance with the 1911 Improvement Act and requests for militarian (additional illumination) street lights; provides technical services to other agencies; and participates in the development and application of national illumination standards.

Expenditures 2004-05	Adopted Budget 2005-06	Estimated Expenditures 2005-06		Budget Appropriation 2006-07
			EXPENDITURES AND APPROPRIATIONS	
			Salaries	
14,292,509	14,153,603	15,442,000	Salaries General	15,341,235
596,368	296,000	698,000	Overtime General	271,000
14,888,877	14,449,603	16,140,000	Total Salaries	15,612,235
			Expense	
9,208	7,000	7,000	Printing and Binding	12,500
10,007	8,569	8,000	Travel	8,569
191,310	198,400	196,000	Contractual Services	698,459
1,924	7,500	7,000	Field Equipment Expense	7,000
3,000	1,000	1,000	Transportation	1,000
239,695	454,416	454,000	Office and Administrative	452,841
210,217	194,150	194,000	Operating Supplies	224,150
624,329	869,535	867,000	Total Expense	1,402,959
			Equipment	
195,530	103,283	103,000	Furniture, Office and Technical Equipment	-
195,530	103,283	103,000	Total Equipment	-
			Special	
3,163,615	3,238,369	3,238,000	St. Lighting Improvements and Supplies	3,658,359
3,163,615	3,238,369	3,238,000	Total Special	3,658,359
18,872,451	18,660,780	20,348,000	Subtotal	20,673,554
18,872,451	18,660,780	20,348,000	Total Bureau of Street Lighting	20,673,554

Bureau of Street Lighting

Expenditures 2004-05	Adopted Budget 2005-06	Estimated Expenditures 2005-06		Budget Appropriation 2006-07
			SOURCES OF FUNDS	
593,421	25,000	25,000	General Fund	-
686,202	1,054,917	1,054,000	Special Gas Tax Street Improvement Fund (Sch. 5)	1,082,152
235,015	-	382,000	Community Development Trust Fund (Sch. 8)	-
-	-	-	Sewer Capital (Sch. 14)	99,773
16,916,639	17,329,741	19,405,000	St. Light. Maint. Assessment Fund (Sch. 19)	18,273,290
127,705	170,566	170,000	Proposition A Local Transit Fund (Sch. 26)	174,719
40,128	81,456	81,000	Prop. C Anti-Gridlock Transit Fund (Sch. 27)	53,620
62,264	-	140,000	Subventions and Grants (Sch. 29)	-
30,179	-	41,000	Major Projects Review Trust Fund (Sch. 35)	-
18,872,453	18,660,780	20,348,000	Total Funds	20,673,554

SUPPORTING DATA
DISTRIBUTION OF 2006-07 TOTAL COST OF PROGRAMS

	A/B401 Maintenance and Repair of Street Lighting	A/B402 Rehabilitation or Replacement of Street Lighting	A/B403 New Installation of Street Lighting	A/B180 General Administration and Support	Total
Budget					
Salaries	6,303,096	4,720,494	3,660,490	1,021,540	15,612,220
Expense	882,734	132,339	107,321	10,280	1,132,660
Equipment	-	-	105,250	(105,250)	-
Special	2,840,223	305,000	616,137	-	3,760,360
Total Department Budget	9,736,053	5,157,833	4,289,323	1,026,570	20,209,779
Bureau Program Allocation	715,207	449,256	322,152	(1,516,204)	-
Related and Indirect Costs					
Pension & Retirement	2,000,683	1,226,221	877,882	-	4,104,786
Human Resources Benefits	1,041,388	637,664	457,942	-	2,142,994
Water & Electricity	217,101	133,267	94,726	-	444,094
Communication Services	-	-	-	-	-
Building Services	302,398	220,072	159,014	-	681,484
All Other Service Costs	1,468,150	880,102	536,380	-	2,882,630
Central Finance & Accounting	17,815	10,251	7,774	-	35,840
Liability Claims	18,477	10,938	7,150	-	36,565
Subtotal Related Costs	5,120,212	3,120,335	2,230,272	-	10,491,817
Cost Allocated to Other Departments	-	-	-	-	-
Total Cost of Program	15,611,356	8,732,684	6,841,746	-	31,193,221
Positions	156	67	40	21	287

Bureau of Street Services

This Bureau maintains, repairs and cleans improved roadways, bridges, tunnels, sidewalks, pedestrian subways and related structures. It provides general maintenance for landscaped street islands and embankments and unimproved roadways, cleans unimproved lots, and removes brush from hillside properties. It constructs new improvements as ordered by the Council or the Board of Public Works Commissioners, resurfaces and reconstructs streets; and constructs street and alley pavements under special assessment procedures as forces are available. It inspects the refilling of and replaces surfaces over utility excavations. The Bureau enforces street tree ordinances, issues permits for the planting and removing of trees within parkways, and maintains such trees planted in new subdivisions. It sprays parkway trees for pest control, trims such trees for traffic and overhead utility lines clearance, and removes dead or hazardous parkway trees. It enforces street use and sidewalk vending ordinances and inspects the movement of houses or oversized loads on streets.

Expenditures 2004-05	Adopted Budget 2005-06	Estimated Expenditures 2005-06		Budget Appropriation 2006-07
			EXPENDITURES AND APPROPRIATIONS	
			Salaries	
74,730,785	76,433,426	57,653,100	Salaries General	79,312,500
7,896,151	6,879,805	8,725,000	Overtime General	6,537,049
724,313	268,470	1,169,000	Hiring Hall Salaries	268,470
325,000	134,235	654,000	Benefits Hiring Hall	134,235
83,476,229	85,715,936	88,250,100	Total Salaries	88,252,260
			Expense	
43,129	60,567	61,000	Printing and Binding	63,367
6,847	-	19,000	Travel	-
26,087,078	32,093,159	44,630,600	Construction Expense	51,441,273
12,625,300	16,661,661	18,730,000	Contractual Services	16,434,661
1,368,105	2,059,674	2,072,000	Field Equipment Expense	2,515,179
962,639	949,345	546,000	Transportation	582,345
733,415	838,751	1,313,000	Utilities Expense Private Company	838,751
13,169	21,920	22,000	Uniforms	21,920
94,858	119,345	119,000	Office and Administrative	127,445
12,023,852	11,226,571	14,565,000	Operating Supplies	10,947,035
54,140,375	62,669,993	81,888,900	Total Expense	83,941,976
			Equipment	
27,173	6,500	68,000	Furniture, Office and Technical Equipment	4,260
-	-	-	Other Operating Equipment	24,000
27,173	6,500	68,000	Total Equipment	28,260
137,643,777	148,392,429	150,156,000	Subtotal	170,222,496
137,643,777	148,392,429	150,156,000	Total Bureau of Street Services	170,222,496

Bureau of Street Services

Expenditures 2004-05	Adopted Budget 2005-06	Estimated Expenditures 2005-06		Budget Appropriation 2006-07
			SOURCES OF FUNDS	
26,353,380	38,691,522	37,000,000	General Fund	62,228,379
10,375,893	12,000,698	11,111,000	Traffic Safety Fund (Sch. 4)	10,154,720
71,765,862	73,721,139	80,220,000	Special Gas Tax Street Improvement Fund (Sch. 5)	74,317,955
5,104,618	5,225,038	5,225,000	Stormwater Pollution Abatement Fund (Sch. 7)	6,219,483
3,220,932	-	-	Community Development Trust Fund (Sch. 8)	-
38,623	-	-	Sewer Capital (Sch. 14)	-
2,023,721	2,236,939	2,230,000	Proposition A Local Transit Fund (Sch. 26)	2,253,939
11,000,000	11,009,626	11,000,000	Prop. C Anti-Gridlock Transit Fund (Sch. 27)	11,089,626
134,616	143,338	143,000	Bus Bench Advertising Program Fund (Sch. 29)	143,338
58,197	66,891	66,000	Street Banners Trust Fund (Sch. 29)	53,946
2,513,431	-	-	Subventions and Grants (Sch. 29)	-
5,069,194	3,160,201	3,163,000	Street Damage Restoration Fee Fund (Sch. 47)	3,751,110
137,646,777	146,392,429	150,158,000	Total Funds	170,222,496

SUPPORTING DATA
DISTRIBUTION OF 2006-07 TOTAL COST OF PROGRAMS

	67B001 Street Abatement, Trash and Debris Removal	67B002 Street Use Inspection	67B003 Street Cleaning	67B004 Street Tree and Parkway Maintenance	67B005 Graffiti Removal	67B006 Street Resurfacing and Reconstruction
Budget						
Salaries	1,700,732	5,673,325	17,862,200	9,775,670	17,690,109	12,107,467
Expense	820,664	108,237	5,464,070	11,904,248	4,106,405	66,457,519
Equipment	-	-	24,000	-	-	-
Special	-	-	-	-	-	-
Total Department Budget	2,520,396	5,829,562	23,351,270	22,715,918	22,223,514	78,564,986
Support Program Allocation	731,747	353,868	1,384,720	903,835	1,522,820	1,836,977
Related and Indirect Costs						
Pension & Retirement	690,470	1,259,070	4,852,841	2,690,244	3,644,315	4,705,329
Human Resources Benefits	440,855	611,368	2,865,259	1,812,746	2,414,728	3,108,188
Water & Electricity	34,048	116,613	320,864	202,794	200,735	201,020
Communication Services	-	-	-	-	-	-
Building Services	87,867	483,902	402,210	543,683	435,865	806,895
All Other Related Costs	1,081,580	2,707,143	6,441,269	4,560,035	6,892,046	7,806,777
Capital Finance & Wastewater	38,870	75,710	230,340	164,187	207,142	270,746
Liability Claims	570,640	354,398	1,549,436	748,183	949,158	1,276,537
Sub-total Related Costs	2,952,330	5,707,204	16,663,221	10,676,378	13,726,977	17,816,461
Cost Allocated to Other Departments	-	-	-	-	-	-
Total Cost of Program	6,123,871	11,888,634	39,399,261	34,295,730	38,202,237	98,478,414
Positions	46	82	205	301	210	266

SUPPORTING DATA
DISTRIBUTION OF 2006-07 TOTAL COST OF PROGRAMS

	CA8907 Street Improvement	CA8910 General Administration and Support	Total
Budget			
Salaries	17,513,797	6,047,253	23,561,050
Expense	3,724,778	520,899	41,541,978
Equipment	4,250	.	38,382
Special	.	.	.
Total Department Budget	21,242,825	6,577,579	175,242,408
Support Program Allocation	734,085	-6,577,579	.
Related and Indirect Costs			
Pension & Retirement	3,966,906	.	21,365,085
Health Insurance Benefits	2,164,686	.	14,017,987
Water & Electricity	382,580	.	1,712,642
Computerization Services	.	.	.
Building Services	466,980	.	2,627,606
All Other Related Costs	6,194,619		33,766,070
Central Finance & Workweek	218,318	.	1,207,611
Liability Claims	990,974	.	5,461,359
Subtotal Related Costs	14,408,279	.	80,020,316
Cost Allocated to Other Departments	.	.	.
Total Cost of Program	36,406,991		255,242,052
Positions	146	68	1,236

Transportation

This Department is responsible for the development of plans to meet the ground transportation needs of the traveling public and commerce; it has centralized authority over the conceptual planning and operation of the City's streets and highways system; and it provides a primary interface with the other government agencies on transportation matters. The Department studies parking and traffic needs; provides for the installation and maintenance of traffic signs, signals, parking meters, street name signs and other transportation control devices; controls traffic and pedestrian movement at all intersections; enforces parking rules and regulations and accounts for all revenue therefrom; coordinates the development of off-street parking; oversees crossing guard services; provides public utility regulation through investigation of services and rates of the privately owned public utilities; regulates the rates and services of taxicabs, ambulances and sightseeing vehicles, and issues permits to drivers of public transportation vehicles; prepares and enforces provisions of franchises; and audits franchise payments.

Expenditures 2004-05	Adopted Budget 2005-06	Estimated Expenditures 2005-06		Budget Appropriation 2006-07
			EXPENDITURES AND APPROPRIATIONS	
			Salaries	
85,820,079	86,838,477	85,303,000	Salaries General	92,025,161
7,518,133	8,456,480	8,102,000	Salaries As-Needed	8,456,480
8,318,751	5,992,871	8,856,000	Overtime General	8,374,489
100,657,824	101,287,828	102,341,000	Total Salaries	105,856,130
			Expense	
254,396	555,985	555,000	Printing and Binding	555,685
1,444	-	3,000	Travel	-
182,409	223,500	206,000	Construction Expense	253,550
13,459,087	14,135,825	14,510,000	Contractual Services	17,511,443
670,327	710,765	700,000	Field Equipment Expense	1,566,765
68,576	81,651	81,005	Investigations	81,651
136,271	118,280	100,000	Transportation	118,280
82,641	53,462	82,000	Utilities Expense Private Company	53,462
3,453,601	4,061,154	4,006,000	Paint and Sign Maintenance and Repairs	4,061,154
2,692,150	6,402,177	6,402,000	Signal Supplies and Repairs	5,756,536
-	1,312	-	Governmental Meetings	1,312
57,685	127,595	127,000	Uniforms	127,595
327,216	656,975	656,000	Office and Administrative	683,675
45,117	44,030	44,000	Operating Supplies	44,030
21,350,769	27,166,386	27,522,000	Total Expense	31,025,148
			Equipment	
37,262	31,800	31,000	Furniture, Office and Technical Equipment	31,800
37,262	31,800	31,000	Total Equipment	31,800
122,245,854	128,485,994	129,894,000	Subtotal	143,713,078
122,245,854	128,469,994	129,894,000	Total Transportation	143,713,078

Transportation

Expenditures 2004-05	Adopted Budget 2005-06	Estimated Expenditures 2005-06		Budget Appropriation 2006-07
			SOURCES OF FUNDS	
99,197,091	102,970,020	104,091,000	General Fund	114,045,820
8,124,037	8,554,798	8,900,000	Traffic Safety Fund (Sch. 4)	8,359,267
4,469,088	4,522,932	4,510,000	Special Gas Tax Street Improvement Fund (Sch. 5)	4,473,539
451,882	462,850	450,000	Mobile Source Air Poll. Reduction Fund (Sch. 10)	452,850
322,325	-	-	Special Parking Revenue Fund (Sch. 11)	39,227
63,848	49,983	50,000	Sewer Capital (Sch. 14)	50,514
5,308,773	5,292,595	5,282,000	Proposition A Local Transit Fund (Sch. 26)	5,974,039
6,405,864	6,949,273	6,949,000	Prop. C Anti-Gridlock Transit Fund (Sch. 27)	9,173,865
280,748	-	250,000	Coastal Transportation Corridor Fund (Sch. 28)	200,704
216,640	-	220,000	Subventions and Grants (Sch. 29)	-
-	-	-	West LA Transp. Improv. & Mitigation (Sch 29)	86,024
189,560	-	190,000	Ventura/Cahuenga Corridor Plan (Sch. 29)	687,150
-	88,705	-	Warner Center Transportation Develop. (Sch. 29)	88,705
52,000	-	-	Local Transportation Fund (Sch. 34)	37,294
199,044	-	172,000	Major Projects Review Trust Fund (Sch. 35)	-
3,091	-	-	El Pueblo de L.A. Hist. Mon. Rev. Fund (Sch. 43)	-
122,245,854	128,488,934	129,894,000	Total Funds	143,733,078

SUPPORTING DATA
DISTRIBUTION OF 2006-07 TOTAL COST OF PROGRAMS

	[illegible] Rate and Service Regulation	[illegible] Transportation System Engineering & Development	[illegible] Transportation System Operations	[illegible] Facility Management & Information Control	[illegible] Transit Operations	[illegible] Operation Administration and Support
Budget						
Salaries	[illegible]	[illegible]	[illegible]	[illegible]	[illegible]	[illegible]
Expenses	[illegible]	[illegible]	[illegible]	[illegible]	[illegible]	[illegible]
Equipment	-	-	-	[illegible]	-	-
Special	-	-	-	-	-	-
Total Department Budget	[illegible]	[illegible]	[illegible]	[illegible]	[illegible]	[illegible]
Support Program Allocation	[illegible]	[illegible]	[illegible]	[illegible]	[illegible]	[illegible]
Retirement and Indirect Costs						
Pension & Retirement	[illegible]	[illegible]	[illegible]	[illegible]	[illegible]	-
Human Resources Benefits	[illegible]	[illegible]	[illegible]	[illegible]	[illegible]	-
Water & Electricity	[illegible]	[illegible]	[illegible]	[illegible]	[illegible]	-
Communication Services	-	-	-	-	-	-
Building Services	[illegible]	[illegible]	[illegible]	[illegible]	[illegible]	-
All Other Related Costs	[illegible]	[illegible]	[illegible]	[illegible]	[illegible]	-
Center Finance & Westernaire	[illegible]	[illegible]	[illegible]	[illegible]	[illegible]	-
Liability Claims	[illegible]	[illegible]	[illegible]	[illegible]	[illegible]	-
Subtotal Related Costs	[illegible]	[illegible]	[illegible]	[illegible]	[illegible]	-
Cost Allocated to Other Departments		-	-	-	-	-
Total Cost of Program	[illegible]	[illegible]	[illegible]	[illegible]	[illegible]	
Positions	[illegible]	[illegible]	[illegible]	[illegible]	[illegible]	[illegible]

SUPPORTING DATA
DISTRIBUTION OF 2006-07 TOTAL COST OF PROGRAMS

	Total
Budget	
Salaries	[illegible]
Expense	34,835,148
Equipment	31,000
Special	-
Total Department's Budget	[illegible]
Support Program Allocation	-
Related and Indirect Costs	
Pension & Retirement	[illegible]
Active Employee Benefits	[illegible]
Water & Electricity	[illegible]
Communication Services	-
Building Services	[illegible]
All Other Related Costs	[illegible]
Capital Finance & Wastewater	[illegible]
Liability Claims	[illegible]
Subtotal Related Costs	[illegible]
Cost Allocated to Other Departments	
Total Cost of Program	[illegible]
Positions	[illegible]

Treasurer

The Office of Treasurer receives and is the custodian of all funds of the City and affiliated entities and disburses such funds pursuant to the City Charter and other provisions; causes interest to be earned on funds that are not immediately needed; receives and is the custodian of all securities of the City and affiliated entities; and upon the sale of any bonds by the City, delivers bonds and receives and credits proceeds to proper funds and accounts.

Expenditures 2004-05	Adopted Budget 2005-06	Estimated Expenditures 2005-06		Budget Appropriation 2006-07
			EXPENDITURES AND APPROPRIATIONS	
			Salaries	
2,374,513	2,545,460	2,545,000	Salaries General	2,723,619
20,217	5,813	5,000	Overtime General	5,813
2,394,730	2,551,273	2,550,000	Total Salaries	2,729,432
			Expense	
160	6,413	6,000	Printing and Binding	6,413
4,083	-	4,000	Travel	-
1,000,614	402,036	400,000	Contractual Services	468,102
6,000	6,500	6,000	Transportation	6,500
2,261,010	1,716,564	1,717,000	Bank Service Fees	1,716,564
84,254	56,217	56,000	Office and Administrative	61,217
1,998	8,014	8,000	Operating Supplies	8,014
3,357,128	2,194,634	2,193,000	Total Expense	2,264,300
			Equipment	
47,609	-	-	Furniture, Office and Technical Equipment	-
47,609	-	-	Total Equipment	-
5,809,467	4,745,907	4,745,000	Subtotal	5,013,732
5,809,467	4,745,907	4,745,000	Total Treasurer	5,013,732

Expenditures 2004-05	Adopted Budget 2005-06	Estimated Expenditures 2005-06		Budget Appropriation 2006-07
			SOURCES OF FUNDS	
5,146,190	4,257,810	4,258,000	General Fund	4,517,602
463,277	487,497	487,000	Sewer Capital (Sch. 14)	496,130
5,809,467	4,745,307	4,745,000	Total Funds	5,013,732

SUPPORTING DATA
DISTRIBUTION OF 2006-07 TOTAL COST OF PROGRAMS

	FY2007 Treasury Financial Administration
Budget	
Salaries	[illegible]
Expenses	[illegible]
Equipment	-
Special	
Total Department Budget	[illegible]
Related and Indirect Costs	
Pension & Retirement	[illegible]
Human Resources Benefits	[illegible]
Water & Electricity	[illegible]
Communication Services	-
Building Services	[illegible]
All Other Related Costs	[illegible]
Capital Program & Wastewater	[illegible]
Liability Claims	-
Subtotal Related Costs	[illegible]
Cost Allocated to Other Departments	-
Total Cost of Program	7,779,491
Positions	38

Zoo

This Department is responsible for the operation and maintenance of the Zoo including curatorial services, animal exhibit and health services, public information and education, facility maintenance, capital improvement administration and business operations

Expenditures 2004-05	Adopted Budget 2005-06	Estimated Expenditures 2005-06		Budget Appropriation 2006-07
			EXPENDITURES AND APPROPRIATIONS	
			Salaries	
11,383,053	12,850,577	12,891,000	Salaries General	13,543,508
1,506,983	1,496,365	1,497,000	Salaries As-Needed	1,451,035
115,429	26,564	27,000	Overtime General	26,364
36,649	40,001	430,000	Hiring Hall Salaries	-
9,000	12,000	57,000	Benefits Hiring Hall	-
12,951,005	14,465,697	14,932,000	Total Salaries	15,020,507
			Expense	
13,194	78,110	78,000	Printing and Binding	78,110
581,399	1,182,650	1,183,000	Contractual Services	1,422,500
29,348	32,541	33,000	Field Equipment Expense	32,541
458,038	503,522	853,000	Maintenance Materials,Supplies & Services	775,222
-	-	18,000	Transportation	-
11,397	17,877	245,000	Uniforms	17,877
287,365	245,126	755,000	Veterinary Supplies & Expense	255,126
663,217	755,438	120,000	Animal Food/Feed and Grain	755,438
91,518	127,539	135,000	Office and Administrative	112,839
111,682	136,214	36,000	Operating Supplies	136,214
2,556,545	3,179,269	3,465,000	Total Expense	3,629,169
			Equipment	
3,591	35,000	21,000	Furniture, Office and Technical Equipment	462,650
-	21,500	-	Other Operating Equipment	-
3,591	57,500	21,000	Total Equipment	462,650
			Special	
26,000	207,000	207,000	Animal Purchases and Sales	207,000
26,000	207,000	207,000	Total Special	207,000
15,537,141	17,909,666	18,625,000	Subtotal	19,319,276
15,537,141	17,909,666	18,625,000	Total Zoo	19,319,276

Zoo

Expenditures 2004-05	Adopted Budget 2005-06	Estimated Expenditures 2005-06		Budget Appropriation 2006-07
			SOURCES OF FUNDS	
15,537,141	17,909,666	18,625,000	Zoo Enterprise Trust Fund (Sch. 44)	19,319,276
15,537,141	17,909,666	18,625,000	Total Funds	19,319,276

SUPPORTING DATA
DISTRIBUTION OF 2006-07 TOTAL COST OF PROGRAMS

	2006-07 Zoo Program
Budget	
Salaries	15,020,909
Expenses	2,659,199
Equipment	402,630
Special	307,930
Total Department Budget	18,390,668
Related and Indirect Costs	
Pension & Retirement	3,628,750
Human Resources Benefits	2,771,287
Water & Electricity	15,705
Communication Services	-
Building Services	-
All Other Related Costs	1,907,795
Capital Finance & Wastewater	401,690
Liability Claims	8,450
Subtotal, Related Costs	8,734,207
Cost Allocated to Other Departments	-
Total Cost of Program	28,103,674
Positions	253

BUDGETARY DEPARTMENTS

Appropriations for the support of the budgetary departments of general government, expenditures for the last completed fiscal year and estimated expenditures for the fiscal year in progress.

EXPENDITURES AND APPROPRIATIONS

Expenditures 2004-05	Adopted Budget 2005-06	Estimated Expenditures 2005-06		Budget Appropriation 2006-07
$ 2,977,011,456	$ 3,609,896,729	$ 3,235,068,000	Total Budgetary Departments	$ 3,321,129,615

BUDGETARY DEPARTMENTS
FOOTNOTES

The following footnotes refer to those funds and items as listed

COUNCIL

1. Expenditures shown under "Travel" are to be charged against budget expenditure limitations for involved Council Offices unless approved by majority vote of the Council, or by at least two of the following: President of the Council; Chairperson of the Budget and Finance Committee; Chairperson of the Rules and Elections Committee.

2. "Contingent Expense" account funds are to be apportioned on the basis of $5,000 per Council member, chargeable on a reimbursement basis against the member's expenditure limit. The President of the Council is to have authority to expend up to an additional $5,000 for duties related to that Office. Expenditures on a reimbursement basis will be subject only to the provisions of the Administrative Code and such additional regulations pertaining to the use of these funds as the Council may adopt by resolution of general application.

POLICE DEPARTMENT

1. The Department has 10,354 authorized sworn positions, but funding is provided for an average of only 9,473 due to the anticipated vacancy rate on July 1, 2006 and the anticipated attrition of 516 officers and hiring of 650 new recruits. This funding provides for a total of 9,485 officers at the end of Fiscal Year 2006-07.

2. Funds provided for Sworn Overtime are not further categorized by individual special purpose line items but constitute a single general overtime pool.

SECTION 2

General Government Budget

2006-07

PART III

Appropriations to Departments Requiring City Assistance to Supplement Their Own Revenues and Total Departmental

CITY OF LOS ANGELES

Appropriations to Library Fund

Charter Section 531 provides that a sum is appropriated annually for the financial support of the Library Department in an amount not less than seven cents on each one hundred dollars of assessed value of all real and personal property within the City as assessed for City taxes. Beginning in 1981-82, the assessment ratio was changed from 25% of market value to 100% of market value and tax rates are expressed as a percentage of market value; 7 cents is equivalent to .0175 percent of market value. Although this Department is given control of its own funds, it may request, in accordance with Charter Section 246, assistance from the Council in the performance of its functions with appropriations of money or otherwise.

Departmental revenue and total Library budget and supporting data are shown in Section 4. See the footnotes page at the end of Section 2 Part II for the Charter appropriation requirement for the Library Department.

Expenditures 2004-05	Adopted Budget 2005-06	Estimated Expenditures 2005-06		Budget Appropriation 2006-07
			EXPENDITURES AND APPROPRIATIONS	
			Special	
60,109,000	61,423,673	61,424,000	Assistance from General Fund	65,732,558
60,109,000	61,423,673	61,424,000	Total Special	65,732,558
60,109,000	61,423,673	61,424,000	Subtotal	65,732,558
60,109,000	61,423,673	61,424,000	Total Appropriations to Library Fund	65,732,558

Expenditures 2004-05	Adopted Budget 2005-06	Estimated Expenditures 2005-06		Budget Appropriation 2006-07
			SOURCES OF FUNDS	
60,109,000	61,423,673	61,424,000	General Fund	65,732,558
60,109,000	61,423,673	61,424,000	Total Funds	65,732,558

Appropriations to Recreation and Parks Fund

Charter Section 593 provides that a sum is appropriated annually for the financial support of the Department of Recreation and Parks in an amount not less than 0.0325% of assessed value of all property as assessed for City taxes. Although this department is given control of its own funds, in accordance with Charter Section 246, it may request assistance from the Council in the performance of its functions with appropriations of money or otherwise.

Departmental revenue and total Recreation and Parks budget and supporting data are shown in Section 4. See the footnotes page at the end of Section 2 Part II for the Charter appropriation requirement for Recreation and Parks.

Expenditures 2004-05	Adopted Budget 2005-06	Estimated Expenditures 2005-06		Budget Appropriation 2006-07
			EXPENDITURES AND APPROPRIATIONS	
			Special	
107,615,770	125,658,874	125,659,000	Assistance from General Fund	133,077,859
62,622	62,622	63,000	Assistance from Special Fund	62,622
107,678,392	125,721,496	125,722,000	Total Special	133,140,481
107,678,392	125,721,496	125,722,000	Subtotal	133,140,481
107,678,392	125,721,496	125,722,000	Total Appropriations to Recreation and Parks Fund	133,140,481

Expenditures 2004-05	Adopted Budget 2005-06	Estimated Expenditures 2005-06		Budget Appropriation 2006-07
			SOURCES OF FUNDS	
107,615,770	125,658,874	125,659,000	General Fund	133,077,859
62,622	62,622	63,000	El Pueblo de L.A.Hist. Mon. Rev. Fund (Sch. 43)	62,622
107,678,392	125,721,496	125,722,000	Total Funds	133,140,481

Appropriation to City Employees' Retirement

Charter Section 1160 requires the City to pay the cost of maintenance of the retirement fund, which provides retirement, disability and death benefits for officers and employees of the City except members of the Fire and Police Pension Systems and members of the Water and Power Employees' Retirement Plan. The City's General Fund contribution will be financed by the issuance of a Tax and Revenue Anticipation Note (TRAN). The remaining portion will be financed directly from the proprietary departments.

Departmental revenue and total City Employees' Retirement System budget and supporting data are shown in Section 4.

Expenditures 2004-05	Adopted Budget 2005-06	Estimated Expenditures 2005-06		Budget Appropriation 2006-07
			EXPENDITURES AND APPROPRIATIONS	
			Special	
27,996,092	43,705,567	43,705,060	Assistance from Special Fund	50,316,928
27,996,092	43,705,567	43,705,060	Total Special	50,316,928
27,996,092	43,705,567	43,705,060	Subtotal	50,316,928
27,996,092	43,705,567	43,705,060	Total Appropriation to City Employees' Retirement	50,316,928

Expenditures 2004-05	Adopted Budget 2005-06	Estimated Expenditures 2005-06		Budget Appropriation 2006-07
			SOURCES OF FUNDS	
27,996,092	43,705,567	43,705,060	City Employees' Retirement Fund (Sch. 12)	50,316,928
27,996,092	43,705,567	43,705,060	Total Funds	50,316,928

Appropriations to Fire & Police Pension Fund

Charter Section 1210(c) requires the Council to provide from revenues available to it, funds sufficient to provide for all items in the budget of the Safety Members Pension Plan. The City's contribution will be financed by the issuance of a Tax and Revenue Anticipation Note (TRAN). The appropriation below is due to a settlement agreement between the City and UFLAC.

Department revenue and total Department of Pensions budget and supporting data are shown in Section 4.

Expenditures 2004-05	Adopted Budget 2005-06	Estimated Expenditures 2005-06		Budget Appropriation 2006-07
			EXPENDITURES AND APPROPRIATIONS	
			Special	
500,000	500,000	500,000	Assistance from General Fund	500,000
500,000	500,000	500,000	Total Special	500,000
500,000	500,000	500,000	Subtotal	500,000
500,000	500,000	500,000	Total Appropriations to Fire & Police Pension Fund	500,000

Expenditures 2004-05	Adopted Budget 2005-06	Estimated Expenditures 2005-06		Budget Appropriation 2006-07
			SOURCES OF FUNDS	
500,000	500,000	500,000	General Fund	500,000
500,000	500,000	500,000	Total Funds	500,000

TOTAL DEPARTMENTAL

Appropriations for the support of the departments of general government, including departments requiring assistance to supplement their own revenues, expenditures for the last completed fiscal year and estimated expenditures for the fiscal year in progress.

Expenditures 2004-05	Adopted Budget 2005-06	Estimated Expenditures 2006-06		Budget Appropriations 2006-07
			EXPENDITURES AND APPROPRIATIONS	
$ 3,170,099,098	$ 3,309,067,405	$ 3,487,017,000	Total Departmental	$ 3,573,051,962

APPROPRIATIONS TO DEPARTMENTS REQUIRING CITY ASSISTANCE
FOOTNOTES

The following footnotes refer to those funds and items as listed.

LIBRARY FUND

Based on the assessed valuation for 2005-06, the Charter appropriation requirement to the Library Fund (equal to .0175 percent of assessed value) is $57,381,350.

RECREATION AND PARKS FUND

Based on the assessed valuation for 2005-06, the Charter appropriation requirement to the Recreation and Parks Fund (equal to .0325 percent of assessed value) is $106,565,370.

SECTION 2

General Government Budget

PART IV

Nondepartmental

CITY OF LOS ANGELES

2006 Tax & Revenue Anticipation Notes

A sum is appropriated to this fund for payment of the entire debt service on tax and revenue anticipation notes issued to pay the annual contributions to both the Fire and Police Pension Fund and the City Employees Retirement System at the begining of the fiscal year. The additional interest earned by both the pension fund and retirement fund from this early payment is used to discount the required City contribution to both funds without reducing the funds' annual receipts. A sum is also appropriated to this fund for the interest portion of the debt service on notes issued to alleviate the short-term cash flow deficits that occur early in the fiscal year when certain taxes and revenues have not yet been received. The principal portion of the notes has not been appropriated for in the budget, since the principal is treated as a temporary borrowing rather than an expenditure.

Expenditures 2004-05	Adopted Budget 2005-06	Estimated Expenditures 2005-06		Budget Appropriation 2006-07
			EXPENDITURES AND APPROPRIATIONS	
			Special	
161,828,985	171,510,319	170,847,000	Debt Service - Pensions	290,047,422
186,394,641	269,414,876	267,097,000	Debt Service - Retirement	359,303,233
4,603,541	5,746,684	4,949,000	Debt Service - Cash Flow	5,689,988
352,827,167	446,671,879	442,893,000	Total Special	655,040,643
352,827,167	446,671,879	442,893,000	Subtotal	655,040,643
352,827,167	446,671,879	442,893,000	Total 2006 Tax & Revenue Anticipation Notes	655,040,643

Expenditures 2004-05	Adopted Budget 2005-06	Estimated Expenditures 2005-06		Budget Appropriation 2006-07
			SOURCES OF FUNDS	
352,827,167	446,671,879	442,893,000	General Fund	655,040,643
352,827,167	446,671,879	442,893,000	Total Funds	655,040,643

Bond Redemption and Interest

Amounts required for the payment of principal and interest on the General Obligation Bonds of the City.

Expenditures 2004-05	Adopted Budget 2005-06	Estimated Expenditures 2005-06		Budget Appropriation 2006-07
			EXPENDITURES AND APPROPRIATIONS	
			Special	
141,855,800	163,420,450	164,457,000	General Obligation Bonds	168,362,865
141,855,800	163,420,450	164,457,000	Total Special	168,362,865
141,855,800	163,420,450	164,457,000	Subtotal	168,362,865
141,855,800	163,420,450	164,457,000	Total Bond Redemption and Interest	168,362,865

Expenditures 2004-05	Adopted Budget 2005-06	Estimated Expenditures 2005-06		Budget Appropriation 2006-07
			SOURCES OF FUNDS	
141,855,800	163,420,450	164,457,000	Bond Redemption and Interest (Sch. 36)	168,362,865
141,855,800	163,420,450	164,457,000	Total Funds	168,362,865

Capital Finance Administration Fund

An annual sum is appropriated to make lease and other payments, including trustee and arbitrage fees, required by various non-general obligation, long-term City financing programs. These financing programs utilize a financing lease or "lease purchase" generally paid out of General Fund appropriations and the sale of public securities (lease revenue bonds or certificates of participation) to acquire facilities and equipment items for use by City departments.

Expenditures 2004-05	Adopted Budget 2005-06	Estimated Expenditures 2005-06		Budget Appropriation 2006-07
			EXPENDITURES AND APPROPRIATIONS	
			Special	
2,299,350	7,000,000	7,000,000	Commercial Paper	10,000,000
1,776,058	1,775,500	1,775,000	Central Library Refunding/Program AT	1,773,433
4,852,598	4,863,488	4,863,000	Central Library Refunding/Program S	4,856,088
31,872,452	34,427,308	34,426,000	Convention Center Debt Service	35,815,370
226,913	339,239	339,000	Debt Service for CDD Projects	472,823
558,138	-	-	Equip. Acq. Project H (DOT Parking Mgt.)	-
6,325,858	-	-	Equip. Acquisition/Parking Lots Program AA	-
7,376,913	5,431,500	5,431,000	Equipment Acquisition Program AC	4,689,828
4,076,532	10,921,251	10,921,000	Equipment Acquisition Program AX	10,919,725
10,765,973	10,709,117	10,709,000	Equipment Acquisition Program AL	15,651,386
8,952,927	8,957,874	8,957,000	Equipment Acquisition Program AM	6,697,403
9,592,309	9,846,200	9,849,000	Equipment Acquisition Program AN	9,845,199
15,714	-	-	Equipment Acquisition Program U	-
1,281,603	-	-	Equipment Acquisition Program W	-
1,030,514	-	-	Equipment Acquisition/Real Property Program S	-
133,304	250,000	250,000	General Administration	250,000
1,448,626	-	-	General Services Communication Project Q	-
576,631	576,680	576,000	Pershing Square Program AS	570,950
6,942,329	8,365,745	8,368,000	Piper Technical Center Refunding Program T	8,171,301
9,964,539	7,741,395	7,741,000	Real Property & Equip. Acquisition Project AE	5,021,394
-	9,203,000	9,203,000	Refunding 2005 (MICLA AY)	8,813,128
2,487,640	695,460	695,000	Real Property and Furnishings Acq.Program K	-
5,367,141	5,655,061	5,655,000	Real Property Program AR	5,653,081
2,960,061	3,066,690	3,066,000	Sanitation Equipment & Landfills Program X	-
3,871,853	3,872,694	3,872,000	Staples Arena Debt Service	5,858,307
3,369,259	3,611,098	3,611,000	Trizec Hahn Theatre (MICLA AK)	3,610,983
522,211	1,919,550	1,919,000	North Valley Station Program AD	1,917,030
12,225,091	12,433,730	12,433,000	Real Property Program AU	12,434,855
101,973	105,000	105,000	Trustee Fees	105,000

Capital Finance Administration Fund

Expenditures 2004-05	Adopted Budget 2005-06	Estimated Expenditures 2005-06		Budget Appropriation 2006-07
			EXPENDITURES AND APPROPRIATIONS	
			Special	
2,209,847	2,228,850	2,228,000	Marvin Braude Program AW	2,220,950
144,004,891	153,992,006	153,962,000	Total Special	150,598,092
144,884,891	153,992,006	153,962,000	Subtotal	150,598,092
144,884,891	153,992,006	153,962,000	Total Capital Finance Administration Fund	150,598,092

Expenditures 2004-05	Adopted Budget 2005-06	Estimated Expenditures 2005-06		Budget Appropriation 2006-07
			SOURCES OF FUNDS	
139,971,086	149,226,023	149,218,000	General Fund	145,922,835
236,000	236,000	236,000	Special Parking Revenue Fund (Sch. 11)	236,000
228,321	80,639	80,000	Convention Center Revenue Fund (Sch. 16)	-
576,931	576,660	576,000	Pershing Square Trust Fund (Sch. 29)	570,950
3,871,003	3,872,694	3,872,000	Staples Arena Special Revenue Fund (Sch. 31)	3,868,307
144,884,891	153,992,006	153,962,000	Total Funds	150,598,092

SUPPORTING DATA
DISTRIBUTION OF 2006-07 TOTAL COST OF PROGRAMS

Code/Program	Budget	Costs Allocated To Other Budgets	Total Cost of Program
AC5300 Crime Control	28,085,104	(28,085,104)	-
AF5300 Fire Suppression	19,307,981	(19,307,981)	-
BH5300 Household Refuse Collection	16,978	(16,978)	-
CC5300 Parking Enforcement	6,371,560	(6,371,560)	-
DC5301 Recreation and Parks Projects	947,029	(947,029)	-
EA5300 Convention Center Debt Service	35,815,370	(35,815,370)	-
EA5301 Staples Arena Debt Service	3,866,357	(3,866,357)	-
FC5300 General Administration and Support	472,823	(472,823)	-
FH5300 Building Services	20,629,148	(20,629,148)	-
FI5301 Systems Operations	3,582,767	(3,582,767)	-
FI5302 Fleet Services and Operations	35,420,077	(35,420,077)	-
Total Capital Finance Administration Fund	**150,596,092**	**(150,596,092)**	**-**

CAPITAL IMPROVEMENT EXPENDITURE PROGRAM
MUNICIPAL FACILITIES

The Municipal Facilities Capital Improvement Expenditure Program includes cultural facilities as parks, recreation centers, libraries, animal shelters, cultural facilities, allocated parking lots and major rehabilitation projects to improve City facilities. Facilities required to support municipal operations, such as police and fire stations, landfills, depots, communications installations and other miscellaneous facilities owned or operated by the City are also included.

MUNICIPAL FACILITIES PROJECTS	2006-07 PROJECT APPROPRIATIONS									
	General Fund	Park & Recreational Sites & Facilities Fund	Special Parking Revenue Fund	MECLA*	Sanitation Equipment Charge Revenue Fund*	General Obligation Bonds*	Los Angeles River Revitalization Projects*	Shoot Lighting Maintenance Assessment Fund	Arts and Cultural Facilities and Services Trust	TOTAL
City Facilities										
Animal Care Improvements	$ -	$ -	$ -	$ 3,000,000	$ -	$ -	$ -	$ -	$ -	$ 3,000,000
Parking Meter Upgrades	100,000	-	-	-	-	-	-	-	-	100,000
Citywide Storage Repair	500,000	-	-	-	-	-	-	-	-	500,000
Citywide Infrastructure Improvements	1,100,000	-	-	-	-	-	-	-	-	1,100,000
Citywide Roofing Repair Program	600,000	-	-	-	-	-	-	-	-	600,000
Contaminated Soil Remediation Program	1,500,000	-	-	-	-	-	-	-	-	1,500,000
Fire Facilities (Proposition F)	-	-	-	-	-	29,000,000	-	-	-	29,000,000
Fire Unallocated Year Surplus	500,000	-	-	-	-	-	-	-	-	500,000
Future Fire Facilities Citywide Priority (Prop Q)	-	-	-	-	-	10,000,000	-	-	-	10,000,000
Yards and Shops										
Central Receiving and Transfer Station	-	-	-	-	1,700,000	-	-	-	-	1,700,000
Bell Valley Yard Contractor Services	-	-	-	-	1,055,000	-	-	-	-	1,055,000
Fleet Services Asset Body Repair Shop	-	-	-	2,000,000	-	-	-	-	-	2,000,000
GSD Street Equipment Shop	500,000	-	-	-	-	-	-	-	-	500,000
Harbor Yard Improvements	-	-	-	-	1,000,000	-	-	-	-	1,000,000
Hyper Design Environmental Center	-	-	-	-	1,000,000	-	-	-	-	1,000,000
North General Yard Reconstruction	-	-	-	-	3,000,000	-	-	-	-	3,000,000
SAFE Centers	-	-	-	-	2,000,000	-	-	-	-	2,000,000
South Central Yard	-	-	-	-	600,000	-	-	-	-	600,000
Stormwater Mitigation	-	-	-	-	200,000	-	-	-	-	200,000
Street Lighting Yard Sewer Line Replacement		-	-	-	-	-	-	40,000	-	40,000
Valmar Yard Upgrades	-	-	-	-	300,000	-	-	-	-	300,000
Public Facilities										
Animal Shelters (Proposition F)	-	-	-	-	-	21,000,000	-	-	-	21,000,000
Animal Services - Sylmar and Foothill	3,000,000	-	-	-	-	-	-	-	-	3,000,000
Convention Center Repairs	615,000	-	-	-	-	-	-	-	-	615,000
CRA Parking Lot Improvement	-	-	12,038,722	-	-	-	-	-	-	12,038,722
Public Improvements	-	-	-	2,400,000	-	-	-	-	1,350,000	3,750,000
Libraries										
Central Library - Fire Life Safety	944,000	-	-	-	-	-	-	-	-	944,000
Valentine	4,856,000	-	-	-	-	-	-	-	-	4,856,000
Silver Lake	2,510,000	-	-	-	-	-	-	-	-	2,510,000
Los Angeles River Revitalization Projects	-	-	-	-	-	-	607,000,000	-	-	607,000,000
Los Angeles Zoo Facilities	-	-	-	10,000,000	-	-	-	-	-	10,000,000
Neighborhood City Hall - CD 7	-	-	-	2,000,000	-	-	-	-	-	2,000,000
Neighborhood City Hall - CD 9	-	-	-	3,000,000	-	-	-	-	-	3,000,000
Neighborhood City Hall - CD 11	-	-	-	4,000,000	-	-	-	-	-	4,000,000
Neighborhood Parks Facilities										
Algin Park	-	-	-	900,000	-	-	-	-	-	900,000
Alameda Terrace Park	-	100,000	-	-	-	-	-	-	-	100,000
Ashmont Park	-	92,000	-	-	-	-	-	-	-	92,000
Cheviot Park	-	-	-	900,000	-	-	-	-	-	900,000
Downey Park	-	-	-	800,000	-	-	-	-	-	800,000
Downey Recreation Center Children	-	188,000	-	-	-	-	-	-	-	188,000
Fernon Center Park	-	101,000	-	-	-	-	-	-	-	101,000
Field of Dreams - Field House	-	110,000	-	-	-	-	-	-	-	110,000
Lemon Recreation Center	-	40,000	-	-	-	-	-	-	-	40,000
Longwood Mission Park	-	100,000	-	-	-	-	-	-	-	100,000
Lincoln Park	-	-	-	900,000	-	-	-	-	-	900,000
Manchester Park GRF	200,000	-	-	-	-	-	-	-	-	200,000
Pacoima Center Recreation Center	100,000	100,000	-	-	-	-	-	-	-	200,000
Pacoima Hockey	200,000	-	-	-	-	-	-	-	-	200,000
Pacoima Wilderness Park	-	200,000	-	-	-	-	-	-	-	200,000
Pecan Gardens Park Center Gang Recreation	-	112,000	-	-	-	-	-	-	-	112,000
San Pedro Recreation Park	-	80,000	-	-	-	-	-	-	-	80,000
Scott Park	-	157,000	-	-	-	-	-	-	-	157,000
Valley College Bridge	200,000	-	-	-	-	-	-	-	-	200,000
Van Ness	-	200,000	-	-	-	-	-	-	-	200,000
Wilmington Park	200,000	-	-	-	-	-	-	-	-	200,000
Wood Park	-	150,000	-	-	-	-	-	-	-	150,000
Gas Pipeline for the Arts San Antonio	200,000	-	-	-	-	-	-	-	-	200,000
TOTAL MUNICIPAL FACILITIES PROJECTS	$20,715,000	$ 2,700,000	$12,038,722	$40,000,000	$ 14,055,000	$60,000,000	$ 607,000,000	$ 40,000	$ 1,350,000	$757,898,722

NOTE: Series Repayment Funds, Variable Rate Fund, Certificate of Participation Refunding and Capital Improvement Expenditure Plan Contingency are not included in this table.

* Projects in the MECLA, Sanitation Equipment Charge Revenue Fund, General Obligation Bonds, and Los Angeles River Revitalization Projects are included in the Capital Improvement Expenditure Program but are not included in the Capital Improvement Expenditure Plan.

2006-07 The City Administrative Officer has approved a policy of 80% or 90% of project appropriations to be bonded. See the Capital Improvement Expenditure Plan for a detailed explanation of the funding and expenditure plan.

CAPITAL IMPROVEMENT EXPENDITURE PROGRAM (CIEP)
PHYSICAL PLANT

Appropriations to authorize the preparation of plans, the acquisition of rights of way, or the construction of street improvements and other facilities.

BUDGET APPROPRIATIONS 2006-07 [1]

CAT	CD	PHYSICAL PLANT PROJECTS	MINIS NO.	Special Gas Tax Street Improvement Fund [3]	Gaurd Fund	General Obligation Bonds [4]	Local Transportation Fund	Proposition C Fund [5]	Stormwater Pollution Abatement Fund [6]	Street Lighting Maintenance Assessment Fund	Total
		STORMWATER PROJECTS									
O	ALL	MAINTENANCE [illegible]	10000	$ -	$ -	$ -	$ -	$ -	$ 140,000	$ -	$ 140,000
O	14	ARIZONA AVE EMERGENCY REPLACEMENT PHASE 2	15045	-	-	-	-	-	70,000	-	70,000
O	5	BRANFORD ST [illegible] - ARLETA AVE TO PACOIMA WASH	4510	-	-	-	-	-	400,000	-	400,000
O	14	BURWOOD [illegible]	4096	-	-	-	-	-	545,000	-	545,000
O	14	CAROLINA ST EMERGENCY REPLACEMENT	15048	-	-	-	-	-	300,000	-	300,000
O	4	DWIGHT DR SO EMERGENCY REPLACEMENT PHASE 2	8817	-	-	-	-	-	475,000	-	475,000
O	10	LAKME AVE STORM DRAIN	8849	-	-	-	-	-	500,000	-	500,000
O	10	PICO WALTON [illegible]	15047	-	-	-	-	-	500,000	-	500,000
O	10	VERMONT AVE [illegible] STORM DRAIN IMPROVEMENT	15049	-	-	-	-	-	500,000	-	500,000
		TOTAL - STORMWATER PROJECTS		$ -	$ -	$ -	$ -	$ -	$ 3,000,000	$ -	$ 3,000,000
		STREET PROJECTS									
W	11	TRAMANTO DR @ CORRITO DR BULKHEAD	2004	$ 150,000	$ -	$ -	$ -	$ -	$ -	$ -	$ 150,000
W	11	SUNSET BLVD @ EL MEDIO PL RETAINING WALL	12323	100,000	-	-	-	-	-	-	100,000
M2	4	WEALLANE DR IMPROVEMENT	15507	120,000	-	-	-	-	-	-	120,000
W	12	MEDINA ROAD RETAINING WALL @ HOUSE NO 1041	15450	227,440	-	-	-	-	-	-	227,440
W	4	COY DR BULKHEAD @ HOUSE NO 3265	15447	202,440	-	-	-	-	-	-	202,440
W	5	LAUREL CANYON (E W) NEAR MT CA VISTA	15440	600,000	-	-	-	-	-	-	600,000
W	5	SELKIRK DR	15450	150,000	-	-	-	-	-	-	150,000
W	1	MONTEGO DR RETAINING WALL PHASE 3	15451	350,000	-	-	-	-	-	-	350,000
W	1	MONTEGO DR RETAINING WALL PHASE 4	15452	650,000	-	-	-	-	-	-	650,000
M2	11	ALLEY ALONG 1300 BLK OF GLOSTERO AVE BET DALW AVE ETA CLARA	15053	500,000	-	-	-	-	-	-	500,000
M2	11	ALLEY ALONG END OF 2900 BLK OF IRVING TARGR COURT	15054	200,000	-	-	-	-	-	-	200,000
M2	10	MARSHALL CT IMPROVEMENTS	15505	340,000	-	-	-	-	-	-	340,000
W	2	127 10 HACIENDA DR [illegible]	15002	70,000	-	-	-	-	-	-	70,000
W	2	3000-3040 AVE DEL SOL [illegible]	15007	50,000	-	-	-	-	-	-	50,000
W	2	3110-3190 AVE DEL SOL [illegible]	15008	50,000	-	-	-	-	-	-	50,000
W	2	3800-3840 AVE DEL SOL [illegible]	15009	50,000	-	-	-	-	-	-	50,000
W	4	2014 SYCAMORE BELOW [illegible]	15000	500,000	-	-	-	-	-	-	500,000
W	5	2404 OAK ST BULKHEAD	15501	50,000	-	-	-	-	-	-	50,000
W	1	ALAMEDA ST BEHIND 1050-1090 MILWAUKEE AVE BULKHEAD	15502	200,000	-	-	-	-	-	-	200,000
W	4	3101 HOLLYRIDGE BULKHEAD	15503	500,000	-	-	-	-	-	-	500,000
W	5	3200 GOULD AVE BULKHEAD	15504	500,000	-	-	-	-	-	-	500,000
W	5	3250 GOULD AVE BULKHEAD	15505	500,000	-	-	-	-	-	-	500,000
W	4	YARCO BLDG STABILIZATION	15506	75,000	-	-	-	-	-	-	75,000
M1	1	ALAMEDA ST AT NORTH SPRING ST ARTERIAL REDESIGN PH 2	14602	900,000	-	-	-	-	-	-	900,000
M1	13	VALLEY BLVD GRADE SEPARATION	15507	2,800,000	-	-	-	-	-	-	2,800,000
M3	9, 14	FIRST STREET VIADUCT AND STREET WIDENING	15508	-	3,500,000	-	-	-	-	-	3,500,000
W	ALL	BRIDGE & TUNNEL MAINTENANCE	4000	1,000,000	6,000,000	-	-	-	-	-	8,000,000
W	ALL	DRAINAGE PROJECTS - VARIOUS LOCATIONS	15509	300,000	-	-	-	-	-	-	300,000
W	ALL	GUARDRAIL CONSTRUCTION	15510	100,000	-	-	-	-	-	-	100,000
	VAR	CONTINGENCY FOR CONSTRUCTION		1,000,000	-	-	-	-	-	-	1,000,000
	VAR	PROJECTS TO BE DETERMINED BY ORDINANCE OR RESOLUTION [2]		-	-	-	4,060,000	-	-	-	4,060,000
		TOTAL - STREET PROJECTS		$ 10,917,709	$ 9,500,000	$ -	$ 4,060,000	$ -	$ -	$ -	$ 24,521,714

CAPITAL IMPROVEMENT EXPENDITURE PROGRAM (CIEP)
PHYSICAL PLANT

CAT.	CD	PHYSICAL PLANT PROJECTS	MBMS NO.	Special Gas Tax Street Improvement Fund [3]	General Fund	General Obligation Bonds [4]	Local Transportation Fund	Proposition C Fund [5]	Stormwater Pollution Abatement Fund [6]	Street Lighting Maintenance Assessment Fund	Total
		STREET LIGHTING PROJECTS									
SL	4, 12	CAHUENGA - CAHUENGA TERRACE TO HOLLYWOOD	10646	$ 600,000	$ -	$ -	$ -	$ -	$ -	$ -	$ 600,000
SL	3, 13	CANOGA PARK WEST STM	10669	315,000	-	-	-	-	-	-	315,000
SL	1	CHINATOWN STREETSCAPE (UNIT 2 HILL ST)	10612	48,000	-	-	-	-	-	-	48,000
SL	9, 14	CHINATOWN ORNAMENTAL UNIT 3	10675	600,000	-	-	-	-	-	-	600,000
SL	10	PACIFIC AVE - 4TH ST TO 6TH ST	10664	342,000	-	-	-	-	-	-	342,000
SL	9	VERMONT AVE - MILK BLVD TO VERNON	10658	300,000	-	-	-	-	-	-	300,000
SL	8, 9	VERMONT AVE - JEFFERSON AVE TO 74TH ST	7083	1,000,000	-	-	-	-	-	-	1,000,000
SL	3	SHERMAN WAY TUNNEL, FROM WILBUR TO VANALDEN	10671	191,670	-	-	-	-	-	-	191,670
SL	2	SOUTH SIDE OF NORTHRIDGE (BETWEEN BAX AND RYDER AVE)	10672	19,000	-	-	-	-	-	-	19,000
SL	VAR	STAIRWAY & WALKWAY LIGHTING UNIT 6	10326	171,430	-	-	-	-	-	-	171,430
SL	VAR	STREET LIGHTING IMPROVEMENT ON DOT NEW SIGNAL SIG. MOD.	7035	150,000	-	-	-	-	-	-	150,000
SL	3	3RD ST TUNNEL - FLOWER TO HILL UNIT 1	10620	600,000	-	-	-	-	-	-	600,000
SL	VAR	STREET LIGHTING PROJ UNIT XIII (SECURITY LIGHTING)	10466	-	-	-	-	496,000	-	-	496,000
SL	VAR	STREET LIGHTING REHABILITATION/REPLACEMENT PROJECTS	10000	-	-	-	-	-	-	1,000,000	1,000,000
SL	VAR	STREET LIGHTING REHABILITATION TO MULTIPLE PROJECTS	10000	-	-	-	-	-	-	6,000,000	6,000,000
		TOTAL - STREET LIGHTING PROJECTS		$ 4,690,000	$ -	$ -	$ -	$ 496,000	$ -	$ 7,000,000	$ 12,186,000
		TRANSPORTATION PROJECTS									
TO	VAR	TRAFFIC SIGNAL UPGRADE WITH ST LIGHTING IMPROVEMENT	7045	$ 100,000	$ -	$ -	$ -	$ -	$ -	$ -	$ 100,000
TO	VAR	SPEED HUMP PROGRAM	10641	973,000	-	-	-	-	-	-	973,000
		TOTAL - TRANSPORTATION PROJECTS		$ 1,073,000	$ -	$ -	$ -	$ -	$ -	$ -	$ 1,073,000
		WATER QUALITY PROJECTS									
WQ	VAR	CATCH BASIN INSERTS AND COVERAGE	10310	$ -	$ -	$ 10,000,000	$ -	$ -	$ -	$ -	$ 10,000,000
		TOTAL - WATER QUALITY PROJECTS		$ -	$ -	$ 10,000,000	$ -	$ -	$ -	$ -	$ 10,000,000
		TOTAL CIEP - PHYSICAL PLANT		$ 16,763,000	$ 9,020,000	$ 55,000,000	$ 4,000,000	$ 496,000	$ 3,000,000	$ 7,000,000	$ 97,281,724

(1) The City Administrative Officer may approve transfers within the same fund of $25,000 or 25 percent of project amounts (whichever is greater), not to exceed $100,000, to or between eligible capital improvement projects or accounts approved by the Mayor and City Council.

(2) Subject to receipt of actual funds from the Los Angeles County Metropolitan Transportation Authority.

(3) The City Administrative Officer may approve transfer of any amount from the Contingencies - Gas Tax Construction Account to any project listed above or any project individually approved by the Mayor and City Council in the General Gas Tax Street Improvement Fund.

(4) General Obligation Bonds improvements projects to be funded by Proposition O.

(5) The City Administrative Officer may approve changes in the planned utilization of funds between the General Gas Tax Street Improvement Fund and the Proposition C Fund for Street Projects, and may approve transfer of Contingencies - Gas Tax Construction funds to the Street Projects listed for Proposition C funding.

(6) The Director of the Bureau of Sanitation may approve modifications to the planned utilization of funds within the Capital Improvement Expenditure Program for the Stormwater Pollution Abatement Fund. The Mayor and the Council must approve any modification exceeding $250,000.

CAPITAL IMPROVEMENT EXPENDITURE PROGRAM
WASTEWATER SYSTEM

WASTEWATER SYSTEM MAJOR PROJECTS	2006-07 BUDGET APPROPRIATIONS FOR MAJOR PROJECTS SEWER CONSTRUCTION AND MAINTENANCE FUND
COLLECTION SYSTEM (CS) [1]	$ 130,974,000
6th ST ABANDON DIV TO NOS	105,000
12th HILL SWR REHAB	1,004,000
ALVARADO CRANDALL RLF SWR	7,000,000
ASSESSMENT ACT SWRS	200,000
ATF ECIS – 23rd AND SAN PEDRO	5,100,000
ATF ECIS – LA CIENGA AND JEFFERSON	3,100,000
ATF ECIS – MISSION AND JESSE	1,802,000
ATF NOOS SIPHON	4,575,000
ATF NEIS – HUMBOLDT AND SF	1,120,000
ATF NEIS – RICHMOND ST	910,000
ATF NORS	3,126,000
AVE 45 ARROYO DR RLF SWR	11,054,000
BAYWOOD BNDCT ESMT SWR	300,000
BUCKINGHAM DIVR SWR	531,000
CENTRAL AREA CSRP U-3 AND U-4	425,000
CENTRAL AREA CSRP U-5	106,000
EAGLE ROCK INTER SWR	1,000,000
EMERGENCY SWR REPLACEMENT	10,000,000
ENTERPIRSE ST SIPHON MOD	160,000
FLINT AVE G ST SWR REPLC	75,000
FLOW MONITOR/SCADA INTEGRATION	186,000
FLOW MONITOR REAL TIME PILOT STUDY	50,000
FLOWER WASHINGTON PICO SWR	4,000,000
HARBOR AREA CSRP U-1	291,000
HARBOR AREA CSRP U-4	1,494,000
HARBOR CSRP U-5 AND WILMINGTON U-20	800,000
HOOVER STREET SWR REHAB	1,370,000
LCIS REHAB RODEO BLKWR	3,474,000
LINCOLN 53rd SWR REPLC	517,000
MAINTENANCE HOLE RESETTING	810,000
NEIS PH 2	2,000,000
NICHOLS CYN ESMT SWR REPLC	100,000
NORMANDIE LOCAL SWR 62nd – 66th	2,307,000
NORMANDIE SWR REPLC 62nd – 66th	8,469,000
NOS DIV HUMBOLDT BET AVE 18 & SPR	7,700,000
NOS REHAB HTP TO SIPHON	19,446,000
NOS REHAB MAZE PHASE 5	5,000,000
NOS REHAB SIPHON TO LCIS JCT	9,455,000
NOS REHABIL VAN NESS TO TRINITY	500,000
SAN FERNANDO PASADENA SWR REHAB	1,035,000
SAN PEDRO CSRP U-4	100,000
SAN PEDRO CSRP U-6	405,000
SEPULVEDA VAL MEADOW RLF SWR	3,258,000
SEWER FLOW MONITOR UPGRADE PHASE 2	200,000
SLAUSON FLORENCE DIVR TO COS	2,145,000
SOTO ST GAUGING CHAMBER MOD	698,000
SOUTH LA CSRP U-1	740,000
SSRP S02A RODEO RD AND 62nd ST	290,000
SSRP S02B LA BREA AND CRENSHAW	204,000
SSRP SC06 LINCOLN AND SUNSET	3,000,000
VERMONE RELF SWR ECIS TO FLORENCE	1,000,000
VIA DE LAS GLAS POTRERO CNYN SWR	250,000

WASTEWATER SYSTEM MAJOR PROJECTS	2006-07 BUDGET APPROPRIATIONS FOR MAJOR PROJECTS	SEWER CONSTRUCTION AND MAINTENANCE FUND
WASH FLOWER GRAND SWR REPLC	2,000,000	
DONALD C. TILLMAN WATER RECLAMATION PLANT (DCT) [1]		**$50,356,000**
DCT ADDL TERT FILTRATION	5,400,000	
DCT CAPITAL EQUIP REPLC	200,000	
DCT CAPITAL STR REPLC PROG	50,000	
DCT CHANNEL 2 CONC REHAB AT PH 2	658,000	
DCT DCS STANDARDIZATION	100,000	
DCT EMERGENCY BACKUP POWER	800,000	
DCT NDN – BLOWER FACILITY	21,000,000	
DCT NDN – BLOWER PROCUREMENT	5,200,000	
DCT NDN – DCS EQUIP PROCUREMENT	600,000	
DCT NDN – EQUIP PROCUREMENT	615,000	
DCT NDN – REMOV CONV SC MODS	100,000	
DCT NDN – SEC CLAR SKIM AUTO	2,900,000	
DCT NITORGEN REM CONVERSION	12,000,000	
DCT PHASE II BARCREENS REPLC	700,000	
EARTHQUAKE REPAIR WORK [2]		**$ 15,000,000**
CS EARTHQUAKE REPAIR WORK	15,000,000	
HYPERION TREATMENT PLANT (HTP) [1]		**$ 27,784,000**
HTP BIOFILTER TESTING	75,000	
HTP CAPITAL EQP REPLC PROG	2,365,000	
HTP CAPITAL STR REPLC PROG	604,000	
HTP CAPITAL UTILITY REPLC PROG	300,000	
HTP CLASS A BATCH PROCESS EXPANSION	3,000,000	
HTP DISMANTLING UNUSED FACILITIES	500,000	
HTP IPS SCREW PUMPS REPLC PH2	3,000,000	
HTP LANDSCAPING	50,000	
HTP LIQUID SLUDGE STORAGE FAC	1,342,000	
HTP LPGH FLAME ARRESTER	261,000	
HTP ODOR CTRL PRIM SCRUB EXP	400,000	
HTP ODOR CTRL PRIM SCRUB PROC	240,000	
HTP PARKING STRUCTURE REHAB	822,000	
HTP PRIM BATT B MOD	12,000,000	
HTP PRIMARY POLYMER FACILITY	745,000	
HTP PRIMARY SLUDGE CENTRIFUGE PROC	1,860,000	
HTP SEC CLARF FLOW MEASURE	100,000	
HTP SERVICE WATER FAC EXP	100,000	
LOS ANGELES-GLENDALE WATER RECLAMATION PLANT (LAG) [1]		**$ 2,837,000**
LAG CAPITAL EQUIP REPLC PROG	37,000	
LAG NITROGEN REMOVAL CONV	2,500,000	
LAG PLC/DCS UPGRADE	300,000	
PUMPING PLANT (PP) [1]		**$ 2,754,000**
DACOTAH PP VFD REPL	50,000	

CAPITAL IMPROVEMENT EXPENDITURE PROGRAM
WASTEWATER SYSTEM

WASTEWATER SYSTEM MAJOR PROJECTS	2006-07 BUDGET APPROPRIATIONS FOR MAJOR PROJECTS SEWER CONSTRUCTION AND MAINTENANCE FUND
LA ZOO GENERATOR REPL	199,000
MURDOCK ENGINE GEN REPL	113,000
NORTH PULGA PP#39 UPGRADE	50,000
PORTABLE ENGINE GEN REPL	93,000
UNION PACIFIC ENGINE GEN REPL	199,000
VENICE PP DUAL FORCE MAIN	2,000,000
VENICE PP SLUCE GATE REPLC	50,000
SYSTEM WIDE (SW) [1]	**$ 36,716,000**
COLL SYSTEM SETTLE AGRMT SEPS	350,000
COMM INVLVMT AND PROJ MITIGATION	500,000
CONSTRUCTION SERVICES CONTRACT	5,000,000
DOCUMENT MANAGEMENT SYSTEM	100,000
EMD LIMS REPLACEMENT	850,000
ENVIRONMENTAL LEARNING CENTER	200,000
GREEN ACRES CERP	55,000
JAPANESE GARDEN STR REPLC PROG	200,000
LABORATORY CAP EQUIP REPLC PRG	350,000
OPEN SYSTEM WAN	340,000
SMURRF	162,000
VIDEO CONFERENCING IMPLEMENTATION	100,000
WISARD REPLC	1,600,000
WW FACILITIES PLAN	202,000
WW NETWORK SERVERS CERP	213,000
WW PLANNING AND DESIGN SERVICES	19,837,000
WW SERVICES DURING CONST	5,362,000
WW SYS FINANCIAL CNSLT (BONDS)	250,000
WW SYSTEM AUDITOR	40,000
ZOO DRAINAGE FACILITY	1,000,000
TERMINAL ISLAND TREATMENT PLANT (TITP) [1]	**$ 7,377,000**
TITP ADMIN BLDG ANNEX DRAIN IMPR	200,000
TITP AWTF CHLORINE CONTACT TANK LINING	1,600,000
TITP AWTF RO MEMBRAND REPLC	2,000,000
TITP CAPITAL EQP REPLC	278,000
TITP CAPITAL STR REPLC	700,000
TITP CENTRIFUGE PROCURMENT	500,000
TITP FINAL TANK STRUCTRL REHAB	1,700,000
TITP LAB IMPROVEMENTS	199,000
TITP RENEWABLE ENERGY (TIRE)	100,000
TITP TIRE SLUDGE PIPING	100,000
CAPITAL IMPROVEMENT EXPENDITURE PROGRAM TOTAL	**$273,860,000**

[1] The Director of the Bureau of Sanitation may approve modifications to the planned utilization of funds within individual Major Projects. The Mayor must approve transfers exceeding $500,000 between Major Projects.

[2] The Director of the Bureau of Sanitation will determine the utilization of funds for Earthquake Repairs.

CAPITAL IMPROVEMENT EXPENDITURE PROGRAM

EXPENDITURES AND APPROPRIATIONS

Expenditures 2004-05	Adopted Budget 2005-06	Estimated Expenditures 2005-06		Budget Appropriation 2006-07
$ 195,476,530	$ 274,546,426	$ 202,026,000	Total Capital Improvement Expenditure Program	$ 353,494,277

SOURCE OF FUNDS

Actual 2004-05	Budget 2005-06	Estimated 2005-06		Budget Appropriation 2006-07
$ 10,770,066	$ 10,658,820	$ 8,220,000	General Fund	$ 30,364,729
3,816,527	11,956,531	25,140,000	Special Gas Tax Street Improvement Fun (Schedule 5)	16,706,035
2,743,514	3,340,000	5,000,000	Stormwater Pollution Abatement Fund (Schedule 7)	3,600,000
14,542,632	867,000	6,995,000	Special Parking Revenue Fund (Schedule 11)	13,526,722
163,284,605	232,000,000	230,800,000	Sewer Construction and Maintenance Fund (Schedule 14)	273,800,000
296,050	2,070,649	567,000	Park and Recreational Sites and Facilities Fun (Schedule 15)	2,390,401
8,137,790	7,566,000	9,193,000	Street Lighting Maintenance Assessment Fund (Schedule 19)	7,540,000
--	--	--	Arts & Cultural Facilities and Svcs Trust Fund (Schedule 24)	1,392,000
661,667	2,799,948	2,791,000	Proposition C Anti Gridlock Transit Improvement Fun (Schedule 27)	495,000
1,183,528	4,294,498	4,322,000	Local Transportation Fund (Schedule 34)	4,000,000
$ 195,476,530	$ 274,546,426	$ 202,026,000	Total Funds	$ 353,494,277

SUPPORTING DATA

DISTRIBUTION OF 2006-07 APPROPRIATIONS BY PROGRAM

Code	Program	Salaries	Expense	Equipment	Special	Budget
AA	Animal Control	$ --	$ --	$ --	$ 3,000,000	$ 3,000,000
AJ	Lighting of Streets	--	--	--	9,388,311	9,388,311
BD	Public Improvements	--	--	--	6,120,000	6,120,000
BE	Flood Control	--	--	--	3,000,000	3,000,000
BF	Wastewater Collection Treatment and Disposal	--	--	--	273,000,000	273,000,000
CA	Street and Highway Transportation	--	--	--	22,304,795	22,304,795
CB	Parking Facilities	--	--	--	13,026,722	13,026,722
CC	Traffic Control	--	--	--	989,719	989,719
DA	Arts & Cultural Opportunities	--	--	--	3,482,888	3,482,888
DB	Educational Opportunities	--	--	--	6,409,720	6,409,720
DC	Recreational Opportunities	--	--	--	3,590,191	3,590,191
FH	Public Buildings & Facilities	--	--	--	7,245,200	7,245,200
		$ --	$ --	$ --	$ 353,494,277	$ 353,494,277

General City Purposes

These appropriations are to cover the cost of special services or purposes not chargeable to a specific department of the City. Departments responsible for administering GCP contracts are designated in the Blue Book. Additional details related to specific items are shown in the Footnotes (see Section 2, Part IV).

Expenditures 2004-05	Adopted Budget 2005-06	Estimated Expenditures 2005-06		Budget Appropriation 2006-07
			EXPENDITURES AND APPROPRIATIONS	
			Special	
-	1,115,857	-	Adult Day Care Centers (2)	1,115,857
360,635	488,000	650,000	Annual City Audit/Single Audit (1)	488,000
-	500,000	-	Arts + Culture LA	-
358,308	-	-	Attorney Conflicts Panel	-
75,000	-	-	Chinatown Public Safety Association	-
4,228	-	-	Chinatown Service Center	-
-	495,429	-	City Volunteer Effort (2)	495,429
-	50,000	50,000	City/County Native American Indian Commission	50,000
-	1,514,803	-	Clean and Green Job Program (2)	1,514,803
100,000	-	-	Clinica Romero	-
-	106,000	-	Congregate Meals for Seniors (2)	106,000
67,500	-	-	Constitutional Rights Foundation	-
643,668	750,000	750,000	Council District Community Services	1,500,000
99,716	88,000	98,000	County Service--Massage Parlor Regulation	130,000
-	329,734	-	Day Laborer Sites (2)	329,734
-	500,000	-	Domestic Abuse Response Teams (5)	500,000
97,038	242,500	245,000	Downtown on Ice and Festival of Lights	242,600
-	75,000	-	El Grito	75,000
22,500	-	-	El Rescate	-
-	-	-	Film LA	572,000
7,976,511	9,000,000	9,000,000	Fire/Police Pension Delayal	-
75,000	75,000	75,000	Gay and Lesbian Community Service Center	75,000
33,333	-	38,000	Gardens for School Program	-
-	-	-	Heritage Month Celebration & Special Events (6)	400,000
-	1,798,845	-	Home Delivered Meals for Seniors (2)	1,798,845
-	4,100,000	-	Homeless Shelter Program (2)	4,100,000
5,250	5,250	5,000	Independent Cities Association	5,250
-	500,000	-	LAHSA Downtown Drop-in Center (2)	500,000
1,000,000	2,344,000	2,344,000	L.A.'s BEST	2,344,000
141,878	200,000	200,000	LA SHARES'	300,000

General City Purposes

Expenditures 2004-05	Adopted Budget 2005-06	Estimated Expenditures 2005-06		Budget Appropriation 2006-07
			EXPENDITURES AND APPROPRIATIONS	
			Special	
-	-	-	LA City Arts and Culture Master Plan (5)	350,000
100,000	100,000	100,000	Latino Film Festival	100,000
89,176	89,176	89,000	League of California Cities	93,635
1,449	1,500	2,000	League of California Cities--County Division	1,500
-	-	-	Learn to Earn Program	-
188,075	285,000	285,000	Local Agency Formation Commission (LAFCO)	285,000
600	600	1,000	Local Government Commission	600
455,000	100,000	100,000	Los Angeles Neighborhood Land Trust	100,000
-	12,618,947	-	Los Angeles Bridges Program (2)	12,618,947
40,000	-	-	Los Angeles Council for International Visitors	40,000
5,000	-	-	Los Angeles Federation of Senior Citizens	-
22,802	-	-	Los Angeles Free Clinic	-
25,976,079	27,185,646	28,500,000	Medicare Contributions	29,962,166
-	-	-	Million Trees Initiative (2)	160,000
1,718,750	1,860,000	1,885,000	Monitor under Consent Decree	1,000,000
62,615	63,615	63,000	National League of Cities	66,160
50,991	-	-	Neighborhood & Comm. Improv. & Svcs.	-
-	-	-	Office of International Trade (2)	350,000
-	290,000	-	Office of Small Business Services (2)	300,000
745,117	780,000	800,000	Official Notices	780,000
41,322	50,000	73,000	Official Visits of Dignitaries (3)	100,000
1,878,531	2,516,520	2,500,000	Pensions Savings Plans	2,416,620
-	-	-	Performance Management Unit (2)	900,000
15,340,593	15,020,412	15,000,000	Retirement Contributions	13,793,267
-	-	-	Safer Cities Initiative (5)	320,000
1,730	1,785	2,000	Sister Cities International	1,885
1,481,265	1,600,560	1,600,000	Social Security Contributions	1,608,560
29,149	29,149	29,000	South Bay Cities Association	29,149
267,611	264,000	264,000	Southern California Association of Governments	272,500
-	-	-	Special Fund Fee Waiver Reimbursement (4)	750,000
141	200	-	State Annexation Fees	200
2,748	-	-	TEAMS II	-
914,569	300,000	300,000	Traffic and Pedestrian Stop System	-
63,675	63,667	63,000	United States Conference of Mayors	67,068

General City Purposes

Expenditures 2004-05	Adopted Budget 2005-06	Estimated Expenditures 2005-06		Budget Appropriation 2006-07
			EXPENDITURES AND APPROPRIATIONS	
			Special	
-	-	-	Westside Cities Council of Governments	15,000
20,000	-	-	Wilshire Community Police Council	-
-	2,000,000	-	Youth Employment Program (2)	2,000,000
60,439,133	89,527,891	85,007,000	Total Special	85,724,644
60,439,133	89,527,891	85,007,000	Subtotal	85,724,644
60,439,133	89,527,891	85,007,000	Total General City Purposes	85,724,644

Expenditures 2004-05	Adopted Budget 2005-06	Estimated Expenditures 2005-06		Budget Appropriation 2006-07
			SOURCES OF FUNDS	
60,239,133	89,059,215	84,757,000	General Fund	85,075,966
-	198,676	-	Forfeited Assets - State of California (Sch. 3)	198,678
-	-	-	Arts & Cult. Fac. & Services Fund (Sch. 24)	150,000
200,000	200,000	200,000	Citywide Recycling Fund (Sch. 51)	300,000
-	70,000	70,000	VLF Gap Loan Financing Proceeds Fund (Sch 62)	-
60,439,133	89,527,891	85,007,000	Total Funds	85,724,644

SUPPORTING DATA
DISTRIBUTION OF 2006-07 TOTAL COST OF PROGRAMS

Code/Program	Budget	Costs Allocated To Other Budgets	Total Cost of Program
EA5601 Promotion of the Image of the City	2,514,606	-	2,514,606
FB5602 Governmental Services	82,657,517	(47,880,502)	34,777,015
FB5603 Intergovernmental Relations	552,527	-	552,527
Total General City Purposes	**85,724,644**	**(47,880,502)**	**37,844,142**

HUMAN RESOURCES BENEFITS

An annual sum is appropriated to each line item in this Fund for the following purposes: (1) payment of all workers' compensation and rehabilitation bills, claims and awards; (2) payment of subsidies for the City's benefits program; and (3) payment of unemployment insurance claims. This Fund may also be used to provide other benefits as approved by the Mayor and Council. The Personnel Department administers this Fund. Beginning in 2000-01, the Human Resources Benefits budget is restructured so as to identify the cost of providing benefits to the City's three workforce categories of civilians, sworn police officers and sworn firefighters. Since 2001-02, all civilian Health, Dental, Union Supplemental Benefit, Life Insurance subsidies, and Union VDT Optical have been included in the Civilian FLEX Program line item.

Expenditures 2004-05	Adopted Budget 2005-06	Estimated Expenditures 2005-06		Budget Appropriation 2006-07
			EXPENDITURES AND APPROPRIATIONS	
			SPECIAL	
$ 120,966,964	$ 136,796,096	$ 110,000,000	Workers' Compensation/Rehabilitation	$ 117,000,000
140,422,770	172,824,410	185,010,000	Civilian FLEX Program	175,000,000
4,528,069	4,290,519	4,020,000	Supplemental Civilian Union Benefits	4,750,000
69,086,402	79,506,141	77,560,000	Police Health and Welfare Program	81,394,338
28,356,303	31,320,291	31,210,000	Fire Health and Welfare Program	32,805,062
2,930,019	6,160,000	3,750,000	Unemployment Insurance	3,500,000
1,530,011	1,195,990	1,190,000	Employee Assistance Program	1,594,000
$ 376,920,498	$ 431,896,749	$ 403,832,000	Total Human Resources Benefits	$ 416,073,360

Actual 2004-05	Adopted Budget 2005-06	Estimated 2005-06		Budget Appropriation 2006-07
			SOURCE OF FUNDS	
$ 376,920,498	$ 423,562,534	$ 403,832,000	General Fund	$ 416,073,360
$ 376,920,498	$ 423,562,534	$ 403,832,000	Total Funds	$ 416,073,360

SUPPORTING DATA

DISTRIBUTION OF 2006-07 APPROPRIATIONS BY PROGRAM

Code/Program	Salaries	Expense	Equipment	Special	Budget
FE Human Resources Benefits	$ --	$ --	$ --	$ 416,073,360	$ 416,073,360
Total	$ --	$ --	$ --	$ 416,073,360	$ 416,073,360

DISTRIBUTION OF 2006-07 TOTAL COST OF PROGRAMS

Code/Program	Budget	Support Program Allocation	Related Costs	Cost Allocated to Other Budgets	Total
FE Human Resources Benefits	$ 416,073,360	$ --	$ --	$ (416,073,360)	$ --
Total	$ 416,073,360	$ --	$ --	$ (416,073,360)	$ --

Judgement Obligation Bonds Debt Service Fund

An annual sum is appropriated to this Fund to pay debt service on bonds sold to finance the liabilities from the adverse decisions by the California courts against the City in the following litigation matters: (a) manufacturers business tax (General Motors case); and (b) the Kimpel lawsuit. A total of $25 million has been issued for the manufacturers cases and $39 million was issued to settle the Kimpel lawsuit. Final payments on the bonds will occur in 2007-08 and 2010-11 respectively. These bonds have been issued pursuant to Division 11, Chapter 1, Article 6 of the Administrative Code.

Expenditures 2004-05	Adopted Budget 2005-06	Estimated Expenditures 2005-06		Budget Appropriation 2006-07
			EXPENDITURES AND APPROPRIATIONS	
			Special	
8,181,493	7,885,121	7,886,000	Debt Service	7,088,834
8,181,493	7,885,121	7,886,000	Total Special	7,088,834
8,181,493	7,885,121	7,886,000	Subtotal	7,088,834
8,181,493	7,885,121	7,886,000	Total Judgement Obligation Bonds Debt Service Fund	7,088,834

Expenditures 2004-05	Adopted Budget 2005-06	Estimated Expenditures 2005-06		Budget Appropriation 2006-07
			SOURCES OF FUNDS	
8,181,493	7,885,121	7,886,000	General Fund	6,938,901
-	-	-	Judgement Obligation Bond Proceeds (Sch. 29)	99,582
-	-	-	Judgement Obligation Bond Proceeds (Sch. 29)	3,463
-	-	-	Judgement Obligation Bond Proceeds (Sch. 29)	151,298
8,181,493	7,885,121	7,886,000	Total Funds	7,088,834

Liability Claims

An annual sum is appropriated to this Fund for the payment or settlement of any monetary claims or legal action brought by or against the City of Los Angeles, or any officer or employee for which the City may be ultimately liable. Los Angeles Administrative Code Section 5.173 authorizes the City Attorney to settle claims and pay judgements against the City in an amount not to exceed $50,000 and an additional $50,000, not to exceed $100,000, subject to the concurrence of the Chair of the Budget and Finance Committee. Payments of settlements or claims over $100,000 must be approved by the Council with the concurrence of the Mayor. Until 1994-95, Liability Claims under $100,000 were budgeted in the City Attorney's Budget and Liability Claims over $100,000 were budgeted in the Unappropriated Balance. In 1995-96, this Fund was created to account for all expenditures for Liability Claims.

Expenditures 2004-05	Adopted Budget 2005-06	Estimated Expenditures 2005-06		Budget Appropriation 2006-07
			EXPENDITURES AND APPROPRIATIONS	
			Special	
8,197,376	11,000,000	10,000,000	Liability Claims $100,000 and Under	10,000,000
20,649,176	30,000,000	28,000,000	Liability Claims Over $100,000	32,000,000
28,846,552	41,000,000	38,000,000	Total Special	42,000,000
28,846,552	41,000,000	38,000,000	Subtotal	42,000,000
28,846,552	41,000,000	38,000,000	Total Liability Claims	42,000,000

Expenditures 2004-05	Adopted Budget 2005-06	Estimated Expenditures 2005-06		Budget Appropriation 2006-07
			SOURCES OF FUNDS	
28,363,614	40,670,000	37,670,000	General Fund	41,670,000
440,000	240,000	240,000	Sewer Operation & Maintenance (Sch. 14)	240,000
42,938	90,000	90,000	St. Light. Maint. Assessment Fund (Sch. 19)	90,000
28,846,552	41,000,000	38,000,000	Total Funds	42,000,000

SUPPORTING DATA
DISTRIBUTION OF 2006-07 TOTAL COST OF PROGRAMS

Code/Program	Budget	Costs Allocated To Other Budgets	Total Cost of Program
FD9201 Liability Claims	42,000,000	(42,000,000)	-
Total Liability Claims	**42,000,000**	**(42,000,000)**	**-**

Proposition A Local Transit Assistance Fund

The Proposition A Local Transit Assistance (PALTA) Fund provides for the utilization of the one-half cent sales tax revenues for the planning, administration and operation of Citywide public transportation programs. Proposed appropriations comply with the Proposition A Local Return Program Guidelines adopted by the Los Angeles County Transportation Commission, which administers this program approved by the voters in November 1980.
This schedule reflects appropriations for nondepartmental items. Appropriations to departmental budgets are shown in Section 2 Part II and Section 2 Part III.

Expenditures 2004-05	Adopted Budget 2005-06	Estimated Expenditures 2005-06		Budget Appropriation 2006-07
			EXPENDITURES AND APPROPRIATIONS	
			Proposition A Local Transit Asst. Fund (Sch. 29)	-
2,472,163	3,196,743	3,198,000	Overhead Costs - City Departments	5,555,363
28,736	-	6,000	Accounting System	10,000
23,730	260,000	69,000	Automated Paratransit System	250,000
-	250,000	250,000	Beverly Ave. Bus Terminal	-
13,604	2,400,000	3,766,000	Bus Inspection	-
-	300,000	300,000	Cal State LA Transit Center	-
309,189	336,000	338,000	City Hall Shuttle	354,000
3,571,727	4,573,000	4,769,000	Cityride, San Fernando Valley/Central LA	5,500,500
1,402,924	3,172,000	2,772,000	Cityride, Crenshaw/Watts/Harbor	2,978,500
10,251,513	14,600,000	17,475,000	Cityride Scrip	14,600,000
10,125,166	11,626,000	11,628,000	Commuter Express/Community Connection	12,412,000
1,322,673	-	-	Commuter Express Refurbishment	-
119,030	-	364,000	Commuter Express Particulate Traps	-
104,746	118,000	130,000	Commuter Transportation Implementation Plan	124,700
-	2,062,000	-	Dash - New Service	-
-	-	-	Dash Bus Hybrid Retrofit	650,000
7,941,354	8,932,000	10,035,000	Dash - Central City	9,229,000
4,347,742	4,907,000	6,460,000	Dash - Community DASH Area 1	6,600,000
5,160,747	5,853,000	6,432,000	Dash - Community DASH Area 2	6,200,000
3,598,857	3,569,000	4,599,000	Dash - Community DASH Area 3	6,830,000
591,808	5,574,000	6,224,000	Dash - Community DASH Area 4	5,822,500
-	3,000,000	5,278,000	Dash Expansion - Capital	1,545,000
1,330,569	1,983,000	2,220,000	Dash - Manchester/Florence	-
-	-	368,000	Dash - Northridge Vehicle Purchase	-
2,911,082	-	-	Dash - P. Dalco/Echo Pk & El Sol/City Terr	-
355,880	-	11,000	Dash Propane Leak Detection System	-
-	-	-	Dash - San Fernando Valley	5,464,000
186,770	225,000	131,000	Dash - San Pedro Electric Trolley	-
-	634,000	593,000	Dash - San Pedro	-
-	-	3,327,000	Dash - Vehicle Replacement	-
839,002	1,190,000	1,227,000	Dash - Wells	-
735,288	1,270,000	1,323,000	Dash - Wilmington	-
-	-	800,000	Encino Park and Ride	-
-	2,500,000	2,500,000	Eastside Light Rail Extension	-
-	3,500,000	3,500,000	Exposition Light Rail	-
79,280	-	-	Downtown Red Car Trolley	-

Proposition A Local Transit Assistance Fund

Expenditures 2004-05	Adopted Budget 2005-06	Estimated Expenditures 2005-06		Budget Appropriation 2006-07
			EXPENDITURES AND APPROPRIATIONS	
			Proposition A Local Transit Asst. Fund (Sch. 26)	
27,555	59,000	59,000	Equipment	60,000
-	927,000	1,275,000	Fleet Replacement - Dash	-
-	1,275,000	-	Fleet Replacement - Cityride	-
-	-	-	Fuel Reimbursement	1,900,000
-	40,000	40,000	Maintenance Van	-
631,353	1,190,000	1,334,000	Marketing - City Transit Programs	1,100,000
-	2,005,000	-	Matching Funds	-
16,880	26,000	31,000	Memberships and Subscriptions	30,000
3,112	3,250,000	3,317,000	Metro Rail Annual Work Program	3,275,000
-	100,000	100,000	Metrolink Crossing Improvement	100,000
2,308	-	-	Metrolink Station - Sun Valley	-
-	-	-	Metrolink Stations - Encino Park and Ride	450,000
3,341,031	3,493,000	3,493,000	Multipurpose Center Shuttles	3,599,550
452,764	300,000	405,000	Transit Store	450,000
-	2,500,000	2,500,000	Orange Line	-
1,034,342	1,321,000	1,272,000	Paratransit Program Coordination Services	1,300,000
1,402,856	-	-	Pasadena Gold Line Annual Work Program	-
251,273	-	-	Pasadena Gold Line Project Mgt.	-
-	-	-	Proceeds from MTA Bus Passes	350,000
93,727	-	704,000	Rail & Transit Work Order Tracking	-
-	1,000,000	1,000,000	Red Line Tunneling Study	-
-	-	525,000	Reserve for Metro Rail	-
2,329,426	3,135,000	3,059,000	Senior/Youth Transportation Charter Bus Program	3,250,000
65,300	73,000	105,000	Support Services	85,000
-	100,000	100,000	Third Party Inspections	100,000
-	-	115,000	Traffic Asset Mgt. System	1,033,401
114,288	200,000	240,000	Transit and Taxi Operation Consultant	200,000
-	110,000	110,000	Transit Education	110,000
1,305,238	1,250,000	1,356,000	Transit Facility Security and Maintenance	1,309,360
-	-	-	Transit Safety & Security Notification Sys.	131,000
-	-	-	Transit Svc. Data Mgt. System	350,000
22,664	37,000	37,000	Transit Sign Production and Installation	37,000
465,623	-	-	Transit Needs Assessment	-
43,380	-	2,840,000	Universal Fare System	-
34,886	52,000	53,000	Travel and Training	20,000
-	750,000	750,000	Warner Center Transit Hub	-
-	38,429,944	-	Unallocated	53,540,477
-	-	30,175,000	Unappropriated Balance	-
88,179,592	149,035,737	139,353,000	Total Proposition A Local Transit Assistance Fund	158,534,241

Expenditures 2004-05	Adopted Budget 2005-06	Estimated Expenditures 2005-06		Budget Appropriation 2006-07
			SOURCES OF FUNDS	
59,179,592	149,035,737	153,353,000	Proposition A Local Transit Asst. Fund (Sch. 26)	158,634,241
59,179,592	149,035,737	153,353,000	Total Funds	158,634,241

Prop. C Anti-Gridlock Transit Improvement Fund

The one-half cent sales tax for transit improvements, Proposition C, was approved by the voters on November 6, 1990.
This schedule reflects appropriations for nondepartmental items. Appropriations to departmental budgets are shown in Section 2 Part II and Section 2 Part III.

Expenditures 2004-05	Adopted Budget 2005-06	Estimated Expenditures 2005-06		Budget Appropriation 2006-07
			EXPENDITURES AND APPROPRIATIONS	
			Proposition C Anti-Gridlock Transit (Sch. 27)	
2,784,957	3,630,850	3,630,000	Overhead Costs - City Departments	3,261,918
-	30,000	30,000	Bicycle Program Coordinator	30,000
-	30,000	30,000	Caltrans Maintenance	30,000
-	2,445,000	-	Debt Service	2,356,535
70,000	50,000	-	Environmental Studies	50,000
-	-	-	Exposition Right-of-Way Environmental Review	6,700,000
22,136	84,000	84,000	Equipment	100,000
-	50,000	50,000	Financial Consultant Services	50,000
500,000	500,000	500,000	L. A. Neighborhood Initiative	550,000
-	40,000,000	-	Matching Funds -- Other Agencies	-
122,719	4,000,000	4,000,000	Bridge Support	2,000,000
73,639	-	-	Metro Rail Arterial Work Program	-
882,567	-	-	Metrolink Station -- Van Nuys	-
39,405	-	-	Project Development Database	-
185,731	544,000	544,000	Railroad Crossing Program	500,000
267,367	250,000	250,000	School Bike and Transit Education	250,000
-	-	-	Second Street Widening	900,000
-	1,200,000	1,200,000	Traffic Asset Mgt. System	1,990,254
-	600,000	600,000	Temple St. Widening	-
18,345,305	-	40,000,000	Transportation Grant Fund Work Program	57,276,843
13,740	17,000	5,000	Travel and Training	10,000
6,225	6,000	6,000	Trustee Bond Service	7,000
-	1,000,000	1,000,000	U.S. Hwy 101 Congestion Relief Project	-
-	669,580	-	Unallocated	-
23,093,941	55,285,430	52,129,000	Total Prop. C Anti-Gridlock Transit Improvement Fund	75,761,148

Expenditures 2004-05	Adopted Budget 2005-06	Estimated Expenditures 2005-06		Budget Appropriation 2006-07
			SOURCES OF FUNDS	
23,093,941	55,285,430	52,129,000	Proposition C Anti-Gridlock Transit (Sch. 27)	75,761,148
23,093,941	55,285,430	52,129,000	Total Funds	75,761,148

Special Parking Revenue Fund

The Special Parking Revenue Fund provides for the utilization of all monies collected from parking meters and City-owned parking lots in the City of Los Angeles. This schedule reflects appropriations for nondepartmental items. Appropriations to departmental budgets are shown in Section 2 Part II.

Expenditures 2004-05	Adopted Budget 2005-06	Estimated Expenditures 2005-06		Budget Appropriation 2006-07
			EXPENDITURES AND APPROPRIATIONS	
			Special Parking Revenue Fund (Sch. 11)	
-	3,392,112	-	Overhead Costs - City Departments	5,773,198
7,415	30,000	18,000	Bond Administration	35,000
736,692	970,000	870,000	Collection Services	1,516,600
-	-	-	Contingencies*	603,757
6,236,515	8,502,100	8,262,000	Contractual Services	8,634,600
275,000	120,000	170,000	Library Trust Fund	238,720
622,430	1,081,296	1,081,000	Maint., Rpr. & Util. Svc. for Off-St. Pkg Lots	2,550,000
4,969	5,000	5,000	Miscellaneous Equipment	6,000
10,297	517,000	517,000	Parking Facility Lease Payment	576,400
5,585,977	3,703,572	4,000,000	Parking Meter Admin. & Plan.	5,530,238
967,092	1,296,500	1,297,000	Replacement Parts, Tools & Equip	1,273,300
642,895	2,420,000	420,000	Capital Equip. & Parking Meter Purchases	4,824,000
-	2,522,065	120,000	Projects to be Designated by Ordinance	18,200,000
5,081,990	5,397,123	5,102,000	Series 1999-A Revenue Bonds	5,597,123
3,177,376	3,212,438	3,150,000	Series 2003-A Revenue Bonds	3,212,438
5,481	5,000	25,000	Training	25,000
-	-	4,238,000	Related Costs Reimbursement	-
23,203,229	32,364,055	29,262,000	Total Special Parking Revenue Fund	58,695,272

Expenditures 2004-05	Adopted Budget 2005-06	Estimated Expenditures 2005-06		Budget Appropriation 2006-07
			SOURCES OF FUNDS	
23,203,229	32,364,055	29,262,000	Special Parking Revenue Fund (Sch. 11)	58,695,272
23,203,229	32,364,055	29,262,000	Total Funds	58,695,272

Unappropriated Balance

Charter Section 312 requires that an amount known as the Unappropriated Balance be included in the Budget to be available for appropriations later in the fiscal year to meet contingencies as they arise.

Expenditures 2004-05	Adopted Budget 2005-06	Estimated Expenditures 2005-06		Budget Appropriation 2006-07
			EXPENDITURES AND APPROPRIATIONS	
			Special	
-	-	-	General	25,000
-	3,249,355	-	3-1-1 Service Request System	1,125,000
-	1,150,000	-	Alternative Waste Disposal Tech. Study	2,000,000
-	-	-	Boyle Heights Neighborhood City Hall	407,022
-	-	-	Fire - Complaint Resolution Office	380,045
-	1,000,000	-	GSD - Petroleum Products	3,000,000
-	-	-	Gang Prevention/Intervention/Reduction Program	2,000,000
-	1,000,000	-	LAPD Consent Decree Program	1,855,018
-	750,000	-	Litigation Expense Account	750,000
-	666,851	-	Los Angeles Regional Crime Laboratory	307,355
-	-	-	Neighborhood Council Study	500,000
-	-	-	New Fire Stations	299,792
-	-	-	New Police Facilities	2,000,000
-	3,000,000	-	Outside Counsel Inc. Workers' Comp.	2,700,000
-	-	-	Peak Hour Construction Program	952,907
-	-	-	Training First Decision Makers of NC Elections	25,000
-	-	-	Water and Electricity	1,371,000
-	-	-	CCYF - Phase II Special Projects	100,000
-	-	-	Civic Center Master Plan	100,000
-	-	-	Contamination Reduction Program	2,456,572
-	-	-	Emergency Management	710,000
-	-	-	Homeland Security Enhancement Phase II - Fire	2,220,001
-	-	-	Homeland Security Enhancement Phase II - Police	1,199,992
-	-	-	Green Agenda	185,428
-	-	-	Homeless Shelter	1,000,000
-	-	-	Human Trafficking - CSOW	49,000
-	-	-	In-Car Video	5,000,000
-	-	-	Learn and Earn (1)	2,000,000
-	-	-	Left-turn Arrow Signals	802,000
-	-	-	Medical Exams for Sworn Fire Employees	800,000
-	-	-	Medical Services Efficiencies - Personnel	26,980

Unappropriated Balance

Expenditures 2004-05	Adopted Budget 2005-06	Estimated Expenditures 2005-06		Budget Appropriation 2006-07
			EXPENDITURES AND APPROPRIATIONS	
			Special	
-	-	-	Nate Holden Performing Arts Center	108,000
-	-	-	Neighborhood Prosecutor Program - School Safety	251,077
-	-	-	One-Stop Permit Center - Charter Schools	100,000
-	-	-	Outside Counsel Oversight Unit	479,900
-	-	-	Pollworker Stipend Phase I	522,000
-	-	-	Senior Services	300,000
-	550,000	-	Solid Waste Integrated Resource Plan	2,798,422
-	1,500,000	-	Arts + Culture LA	-
-	100,000	-	Asset Management Study	-
-	574,000	-	Animal Shelters	-
-	114,986	-	City Atty.- First Chance Program & Related Costs	-
-	594,860	-	City Atty. - LAPD Expansion Support	-
-	126,056	-	CAtty- Operation Bright Future Prog./Rel. Costs	-
-	1,000,000	-	Cult. Affairs - Cultural & Historical Facilities	-
-	240,000	-	Government Efficiency Unit	-
-	537,541	-	Fire - Restoration of 5 Fire Captains	-
-	500,000	-	Planning - Council Initiated Assignments	-
-	100,000	-	R & P Grant Writer Services	-
-	800,000	-	R & P - Youth Support Nutrition & Rec. Prog.	-
-	500,000	-	LA Project for Violence Prevention	-
-	500,000	-	LAUSD Governance	-
-	7,563,199	-	LAPD - Additional Sworn Hiring & Related Costs	-
-	1,300,000	-	LAPD Prop. 69 Implementation	-
-	500,000	-	Solid Waste Benchmarking Study	-
-	882,000	-	Solid Waste Disposal Options	-
-	50,000	-	Office of the Treasurer Reorganization	-
-	200,000	-	Tenant Improv. Costs - Background Investigators	-
-	500,000	-	UNTAG Graffiti Abatement	-
-	10,178,505	-	Wilshire Blvd. Concrete Bus Lane	-
-	948,838	-	Systems Implementation for EOC/DOC/Fire Dispatch	-
-	1,325,866	-	FMIS Replacement	-

Unappropriated Balance

Expenditures 2004-05	Adopted Budget 2005-06	Estimated Expenditures 2005-06		Budget Appropriation 2006-07
			EXPENDITURES AND APPROPRIATIONS	
			Special	
-	1,096,374	-	Fire - 10th Member Task Force	-
-	45,908,074	-	Total Special	46,597,484
-	45,908,074	-	Subtotal	46,597,484
-	45,908,074	-	Total Unappropriated Balance	46,597,484

Expenditures 2004-05	Adopted Budget 2005-06	Estimated Expenditures 2005-06		Budget Appropriation 2006-07
			SOURCES OF FUNDS	
-	33,897,479	-	General Fund	41,054,532
-	-	-	Stormwater Pollution Abatement Fund (Sch. 7)	61,479
-	-	-	Mobile Source Air Poll. Reduction Fund (Sch. 10)	61,475
-	10,178,595	-	Proposition A Local Transit Fund (Sch. 26)	-
-	-	-	Integrated Solid Waste Mgt Fund (Sch. 29)	2,400,000
-	-	-	Used Oil Collection Fund (Sch. 29)	120,000
-	-	-	Bldg and Safety Enterprise Fund (Sch. 40A)	100,000
-	-	-	Citywide Recycling Fund (Sch. 51)	300,000
-	1,830,000	-	Efficiency and Police Hires Fund (Sch. 53)	2,500,000
-	45,908,074	-	Total Funds	46,597,484

WASTEWATER SPECIAL PURPOSE FUND

An annual sum is appropriated to reimburse the General Fund for the related costs (including General City Overhead) of City departments, offices and bureaus providing support to the Wastewater System Improvement Program. Provision is made for direct payment of non-salary related expense, equipment and special costs previously budgeted in operating budgets through subventions from Sewer Construction and Maintenance funds. An amount equal to 45 days operation and maintenance costs is reserved in accordance with the requirements of the General Resolution authorizing the Wastewater System Revenue Bonds. Funds are appropriated for bond redemption and interest on Wastewater System Revenue bonds.

Expenditures 2004-05	Adopted Budget 2005-06	Estimated Expenditures 2006-07		Budget Appropriation 2006-07
			EXPENDITURES AND APPROPRIATIONS	
$ 49,393,345	$ 60,266,694	$ 58,262,000	Related Costs - City Departments	$ 61,103,273
			City Attorney	
840,984	--	--	Expense	--
			Controller	
--	393,000	393,000	Expense	393,000
			General Services	
6,217,051	4,077,289	4,078,000	Expense	3,309,004
2,536,405	2,366,600	2,366,500	Equipment	6,082,301
			Public Works - Contract Administration	
80,195	130,175	130,000	Expense	202,687
--	--	--	Equipment	60,000
			Public Works - Engineering	
1,526,466	1,362,818	1,363,000	Expense	1,378,476
430,136	618,052	616,000	Equipment	612,271
			Public Works - Sanitation	
54,741,712	60,074,964	59,674,000	Expense	63,030,376
548,809	922,916	522,000	Equipment	885,000
			Utilities	
16,058,700	16,143,625	16,142,000	Expense	17,436,187
--	28,215,257	--	Operations and Maintenance Reserve	30,809,201
--	3,000,000	--	Insurance Reserve	3,000,000
2,980,000	2,980,000	2,981,000	DWP Billing/Collection Fee	2,980,000
197,007	2,000,000	2,000,000	Sewer Service Charge Refunds	2,000,000
1,546,331	1,100,000	1,100,000	Bond Issuance Costs	1,100,000
			Bond Redemption and Interest	
--	8,500,000	8,500,000	Repayment of State Revolving Fund Loans	9,000,000
4,999,625	4,999,625	2,500,000	Series 1993 D	--
1,361,500	1,359,508	601,000	Series 1996 A	--
1,050,303	4,050,013	4,067,000	Series 1997 A	4,066,000
25,824,888	22,826,763	16,661,000	Series 1998 A & B	16,803,560
3,041,050	3,040,200	3,040,000	Series 1999 C	3,037,875
4,058,930	4,060,538	4,080,000	Series 1999 A	4,867,938
10,131,130	12,991,562	15,208,000	Series 2001 A-D	19,883,805
5,360,050	5,361,050	5,361,000	Series 2002 A	5,360,050
17,506,460	17,506,460	17,506,000	Series 2003 A Subordinate	17,506,460
9,943,131	9,943,131	9,943,500	Series 2003 A	9,943,131
17,543,512	22,833,700	22,834,000	Series 2003 B Subordinate	24,915,450
20,320,613	22,300,306	22,300,000	Series 2003 B	22,298,200
--	--	6,026,000	Series 2005 A	14,646,900
--	--	2,320,000	Series 2006 A-D	12,011,500
2,590,756	6,036,000	3,500,000	Commercial Paper	5,000,000
$ 250,397,399	$ 340,848,898	$ 305,414,000	Total Wastewater Special Purpose Fund	$ 382,172,923

WASTEWATER SPECIAL PURPOSE FUND

Expenditures 2004-05	Adopted Budget 2005-06	Estimated Expenditures 2005-06		Budget Appropriation 2006-07
			SOURCE OF FUNDS	
$ 269,397,592	$ 315,011,151	$ 305,414,005	Sewer Construction and Maintenance Fund (Schedule 14)	$ 382,172,923
$ 269,397,592	$ 315,011,151	$ 305,414,005	Total Funds	$ 382,172,923

For the purpose of this budget, Total Wastewater Special Purpose Fund $382,055,973 is considered the appropriated fund to pay related costs including General City Overhead, salaries, equipment and special costs for City departments, offices and bureaus and to fund an operation and maintenance reserve and one time interfund and transfer to Wastewater System Revenue Bonds. The departments and bureaus listed above and the City Controller and Director, Office of Accounting are authorized to make payments as appropriate. The funds listed above are estimates and is subject to the total appropriation and may not be in compliance with fund or allocation. They are presented solely for information.

SUPPORTING DATA

DISTRIBUTION OF 2006-07 APPROPRIATIONS BY PROGRAM

Code/Program	Salaries	Expense	Equipment	Special	Budget
8F Wastewater Collection Treatment and Disposal	$ --	$ --	$ --	$ 382,172,923	$ 382,172,923
	$ --	$ --	$ --	$ 382,172,923	$ 382,172,923

DISTRIBUTION OF 2006-07 TOTAL COST OF PROGRAMS

Code/Program	Budget	Support Program Allocation	Related Costs	Cost Allocated to Other Budgets	Total Cost of Program
8F Wastewater Collection Treatment and Disposal	$ 382,172,923	$ --	$ --	$ (95,052,011)	$ 287,120,912
	$ 382,172,923	$ --	$ --	$ (95,052,011)	$ 287,120,912

Water and Electricity

An annual sum is appropriated to this Fund to reimburse the Department of Water and Power for water and electrical services rendered to departments or special purposes whose activities are financed primarily from the General Fund.

Expenditures 2004-05	Adopted Budget 2005-06	Estimated Expenditures 2005-06		Budget Appropriation 2006-07
			EXPENDITURES AND APPROPRIATIONS	
			Special	
1,533,853	1,949,182	1,950,000	General Services Water	2,019,411
13,826,564	16,726,434	16,726,000	General Services Electricity	16,545,850
150,236	201,849	202,000	Sanitation Water	201,849
335,999	505,507	506,000	Sanitation Electricity	505,507
440,523	442,400	442,000	Street Lighting Assessments	442,400
634,037	742,352	742,000	Street Services Water	742,352
534,879	598,805	505,000	Street Services Electricity	598,805
176,692	257,193	257,000	Library Water	257,193
2,537,573	2,617,830	2,617,000	Library Electricity	2,617,000
5,404,759	5,964,953	5,965,000	Recreation and Parks Water	6,394,953
6,021,904	7,754,600	7,755,000	Recreation and Parks Electricity	7,754,600
349,178	17,065	110,000	Energy Conservation Payments	17,065
31,052,775	36,797,370	36,797,000	Total Special	38,096,015
31,052,775	36,797,370	36,797,000	Subtotal	38,096,015
31,052,775	36,797,370	36,797,000	Total Water and Electricity	38,096,015

Expenditures 2004-05	Adopted Budget 2005-06	Estimated Expenditures 2005-06		Budget Appropriation 2006-07
			SOURCES OF FUNDS	
31,052,775	36,797,370	36,797,000	General Fund	38,096,015
31,052,775	36,797,370	36,797,000	Total Funds	38,096,015

SUPPORTING DATA
DISTRIBUTION OF 2006-07 TOTAL COST OF PROGRAMS

Code/Program	Budget	Costs Allocated To Other Budgets	Total Cost of Program
AJ6000 Lighting of Streets	442,400	(442,400)	-
BH6000 Solid Waste Collection and Disposal	707,306	(707,306)	-
BI6000 Aesthetic and Clean Streets and Parkway	742,352	(742,352)	-
CA6000 Street and Highway Transportation	598,006	(598,006)	-
DB6000 Educational Opportunities	2,874,223	(2,874,223)	-
DC6000 Recreational Opportunities	14,069,553	(14,069,553)	-
FH6000 Public Buildings, Facilities and Services	18,581,326	(18,581,326)	-
Total Water and Electricity	**38,006,015**	**(38,006,015)**	**-**

Other Special Purpose Funds

Appropriations for items or activities not readily chargeable to a budgetary department.

Expenditures 2004-05	Adopted Budget 2005-06	Estimated Expenditures 2005-06		Budget Appropriation 2006-07
			EXPENDITURES AND APPROPRIATIONS	
			General Fund	
810,000	810,000	810,000	Animal Spay and Neuter Trust Fund	810,000
300,000	300,000	300,000	Animal Sterilization Trust Fund	300,000
9,500,000	8,000,000	12,800,000	Affordable Housing Trust Fund	8,000,000
9,130,000	8,806,000	9,431,000	Arts and Cultural Fac. and Services Trust Fund	10,277,000
4,300,000	2,242,000	2,242,000	Attorney Conflicts Panel Fund	2,242,000
7,196,000	10,567,153	10,567,000	Tax Reform Fund	12,335,124
-	8,200,000	8,200,000	Building & Safety Enterprise Fund	-
567,339	597,339	597,000	Business Improvement District Trust Fund	757,339
2,105,000	2,166,152	2,166,000	City Ethics Commission Fund	2,339,705
3,951,205	4,234,005	4,234,000	Efficiency Projects & Police Hires Fund	-
366,577	367,510	366,000	El Pueblo Fund	432,331
200,006	193,100	193,000	Emergency Operations Fund	193,100
4,383,175	4,040,206	4,640,000	Insurance and Bonds Premium Fund	4,394,000
9,532,254	10,357,066	10,307,000	Los Angeles Zoo Enterprise Trust Fund	10,611,994
7,911,356	8,545,870	8,546,000	Neighborhood Empowerment Fund	6,860,661
150,000	-	-	Project Restore Trust Fund	-
348,275	2,647,188	2,647,000	Matching Campaign Funds	2,647,188
1,598,045	-	-	Older Americans Act Fund	-
4,500,000	3,000,000	3,000,000	Teams II Special Fund	-
			L.A. Convention & Visitors Bureau Trust (Sch. 1)	
-	-	150,000	Overhead Costs - City Departments	-
7,905,480	8,394,750	9,718,000	L. A. Convention and Visitors Bureau Trust Fund	9,763,150
-	355,358	386,000	Unallocated	1,581,579
			Solid Waste Resources Revenue Fund (Sch. 2)	
9,982,804	15,496,397	15,497,000	Overhead Costs - City Departments	15,496,397
23,455	45,005	45,000	Debt Administration	45,000
35,508,966	50,250,805	39,500,000	Debt Service	46,290,000
1,315,200	1,315,200	1,315,000	DWP Fees	1,315,200
9,039	-	451,000	Expense and Equipment	20,000,000
2,025	30,005	30,000	Reserve for Arbitrage	30,000
			Forfeited Assets - US Dept. of Justice (Sch. 3)	
2,772,566	1,999	1,253,000	Office and Technical Equipment	1,658,314
-	600,005	-	Other Operating Equipment	-
235,224	1,000,005	1,245,000	Supplemental Police Account	1,500,000
1,245,754	16,863	259,000	Transportation Equipment	-
			Forfeited Assets - US Treasury Dept. (Sch. 3)	
-	-	-	Office and Technical Equipment	21,236
-	89,265	-	Other Operating Equipment	-

Other Special Purpose Funds

Expenditures 2004-05	Adopted Budget 2005-06	Estimated Expenditures 2005-06		Budget Appropriation 2006-07
			EXPENDITURES AND APPROPRIATIONS	
			Forfeited Assets - US Treasury Dept. (Sch. 3)	
145,560	73,348	1,000	Transportation Equipment	-
			Forfeited Assets - State of California (Sch. 3)	
-	-	200,000	Office and Technical Equipment	2,075,508
-	250,000	-	Other Operating Equipment	-
846,726	600,000	2,420,000	Supplemental Police Account	-
18,007	492,764	79,000	Transportation Equipment	-
			Traffic Safety Fund (Sch. 4)	
32,547	-	-	Photo Red Light Contract	-
			Special Gas Tax Street Improvement Fund (Sch. 5)	
1,276,791	956,168	956,000	Overhead Costs - City Departments	1,130,002
			Special Fire Safety & Para. Comm. Equip (Sch. 6)	
94,917	-	-	CAD Migration Account 10	-
20,727	-	-	Reserve for Taxpayers' Reimbursement	-
			Stormwater Pollution Abatement Fund (Sch. 7)	
4,921,572	7,339,637	7,331,000	Overhead Costs - City Departments	4,686,468
396,092	-	393,000	Bacteria TMDL	-
2,000,973	160,000	180,000	Expense and Equipment	150,000
244,709	250,000	250,000	Media Tech Center	100,000
250,000	255,000	250,000	Relocation Loan Repayment	250,000
304,809	-	46,000	Trash TMDL	-
-	42,000	42,000	Liability Claims	42,000
-	600,000	600,000	NPDES Compliance	500,000
1,575,853	941,130	2,600,000	On Call Contractors (Emergency Funds)	1,100,000
			Community Development Trust Fund (Sch. 8)	
9,026,571	7,007,268	9,070,000	Overhead Costs - City Departments	5,884,151
-	1,279,894	1,490,000	Lease Payments	1,204,501
			HOME Investment Partnerships Program (Sch. 9)	
1,094,758	2,075,047	1,997,000	Overhead Costs - City Departments	2,203,297
			Mobile Source Air Pollution Reduction (Sch. 10)	
880,670	1,227,400	1,227,000	Overhead Costs - City Departments	1,415,550
32,475	150,000	192,000	Air Quality Demonstration Program	250,000
3,645,362	1,424,692	997,000	Alt. Fuel Fleet Vehicles Trucks & Infrastructure	1,544,000
8,604	300,000	272,000	ATSAC Projects	300,000
88,265	100,000	100,000	LAPD/R&P/DOT Bicycle Patrol Program	100,000
-	10,000	7,000	Single Audit Contract	10,000
110,564	200,000	230,000	Technical Services Contract	41,000
292,000	292,000	292,000	Van Pool Program	292,000
			Community Services Block Grant (Sch. 13)	
398,742	597,334	597,000	Overhead Costs - City Departments	597,334
18,625	100,000	100,000	Lease Payments	100,000

Other Special Purpose Funds

Expenditures 2004-05	Adopted Budget 2005-06	Estimated Expenditures 2005-06		Budget Appropriation 2006-07
			EXPENDITURES AND APPROPRIATIONS	
			Dept of Neighborhood Empowerment Fund (Sch. 18)	
-	780,000	-	Neighborhood Empowerment (2006-07)	-
-	-	-	Neighborhood Empowerment (2007-08)	140,000
1,360,469	6,759,000	1,973,000	Neighborhood Council Funding	10,544,996
117,025	-	20,000	Other	-
230,398	-	-	Gulmarh RFQ	-
			Street Lighting Maint. Assessment Fund (Sch. 19)	
6,943,794	7,049,000	6,565,000	Overhead Costs - City Departments	7,047,250
-	98,000	-	County Collection Charges	106,568
-	3,500,000	120,000	DWP Funded Projects	-
17,626,468	17,465,000	17,636,000	Energy and Maintenance	18,386,000
61,048	50,000	50,000	Official Notices	30,050
9,915	-	-	Office and Administrative Expense	-
1,150,644	2,000,000	2,000,000	Tree Trimming	2,000,000
-	667,290	193,000	Unallocated	446,858
			Telecom. Liquidated Damages Fund (Sch. 20)	
925,810	1,571,526	1,572,000	Overhead Costs - City Departments	1,747,581
77,298	-	-	Technology Infrastructure	-
381,424	585,000	585,000	Cable Franchise Renewal Program	1,005,000
11,256	330,000	330,000	Cable Rate Regulation Program	255,000
555,000	555,000	555,000	Grants to Third Parties	555,000
1,498,790	1,589,790	1,590,000	L.A. CityView 35 Operations	1,689,750
5,797	-	-	Municipal Access Expense Account	-
3,919	-	-	Upgrade of Internet Connectivity	-
8,000	-	-	Webcasting Hardware/Software Maint.	-
			Older Americans Act II (Sch. 21)	
1,425,009	-	-	In-Home Meals to Senior Citizens	-
(552)	-	-	Older Americans Services and Info Systems	-
(525)	-	-	Thomas Multi-Purpose Center	-
			Workforce Investment Act Fund (Sch. 22)	
4,785,376	3,055,597	4,671,000	Overhead Costs - City Departments	3,071,969
(56,554)	954,535	1,002,000	Lease Payments	742,111
			Rent Stabilization Trust Fund (Sch. 23)	
1,738,978	2,321,561	2,322,000	Overhead Costs - City Departments	2,636,043
254,373	270,000	270,000	Fair Housing	270,000
-	104,440	104,000	Rent Stabilization Reserve	4,881,312
			Arts & Cultural Facilities & Services (Sch. 24)	
1,133,310	967,100	967,000	Overhead Costs - City Departments	1,678,241
428,917	-	-	Other	-
			Arts Development Fee Trust Fund (Sch. 25)	
-	-	-	Overhead Costs - City Departments	264,627

Other Special Purpose Funds

Expenditures 2004-05	Adopted Budget 2005-06	Estimated Expenditures 2005-06		Budget Appropriation 2006-07
			EXPENDITURES AND APPROPRIATIONS	
			Arts Development Fee Trust Fund (Sch. 25)	
228,132	-	933,000	Other	-
-	-	388,000	Reserve	316,565
			ATSAC Trust Fund (Sch. 29)	
293,944	-	-	Overhead Costs - City Departments	-
			Bicycle License Fund (Sch. 29)	
-	61,219	-	Bicycle Program Coordinator	-
-	1,000	-	Administration - Bicycle License Prog.	62,219
			City Planning Systems Develop. Fund (Sch. 29)	
1,200,000	1,778,522	1,464,000	Overhead Costs - City Departments	1,232,038
			Environmental Affairs Trust Fund (Sch. 29)	
34,926	34,926	7,000	Overhead Costs - City Departments	-
			GOB SER 2000A Library Fac. Const. (Sch. 29)	
308,952	-	-	Overhead Costs - City Departments	-
			GOB Ser 2000A Fire/Pr Const. (Sch. 29)	
403,325	-	-	Overhead Costs - City Departments	-
			GOB SER 2002A Animal Shelter Const (Sch. 29)	
158,614	-	-	Overhead Costs - City Departments	-
			GOB SER 2002A 911/PIF Const (Sch. 29)	
294,434	-	-	Overhead Costs - City Departments	-
			GOB SER 2003A Fire/Pr Const (Sch. 29)	
398,859	-	-	Overhead Costs - City Departments	-
			GOB SER 2003A 911/PIF Const (Sch. 29)	
557,098	-	-	Overhead Costs - City Departments	-
			Proposition K Projects Fund (Sch. 29)	
3,149	-	-	Overhead Costs - City Departments	-
			Prop. K Landscpng & LT Asses Ser 2000 (Sch. 29)	
256	-	-	Overhead Costs - City Departments	-
			UDAG (Sch. 29)	
12,364	-	-	Overhead Costs - City Departments	-
-	-	-	Lease Payments	343,506
			Welfare to Work Fund (Sch. 29)	
119,450	-	-	Overhead Costs - City Departments	-
			City Ethics Commission Fund (Sch. 30)	
-	145,500	-	Ethics Commission (2005-06)	-
-	-	-	Ethics Commission (2007-08)	150,444
			Staples Arena Special Revenue Fund (Sch. 31)	
-	1,229,026	-	Unallocated	512,507

Other Special Purpose Funds

Expenditures 2004-05	Adopted Budget 2005-06	Estimated Expenditures 2005-06		Budget Appropriation 2006-07
			EXPENDITURES AND APPROPRIATIONS	
			Procurement Reengineering Trust Fund (Sch.32)	
700	344,775	456,000	PRIMA Project Costs	331
			Special Police Comm/911 System Tax (Sch. 33)	
1,113,416	674,503	674,000	Overhead Costs - City Departments	485,306
-	1,991	-	Arbitrage Rebat	-
-	300,000	-	Loss Reserve	300,000
12,906	30,000	20,000	Bond Administration	25,000
-	35,500	50,000	Insurance	50,000
21,432,632	21,631,353	16,677,000	Lease Payments	21,341,433
-	1,928,600	-	Lease Reserve	3,500,000
			Major Projects Review Trust Fund (Sch. 35)	
1,472,486	1,200,000	1,000,000	Overhead Costs - City Departments	1,100,000
-	307,000	-	LA Arena	-
-	1,500,000	-	Playa Vista	1,400,000
-	-	-	Reserve	923,846
			Disaster Assistance Trust Fund (Sch. 37)	
164,034	141,948	339,000	Overhead Costs - City Departments	163,159
			Household Hazardous Waste Special (Sch. 39)	
250,056	470,683	471,000	Overhead Costs - City Departments	355,930
20,000	20,000	20,000	Zoo Enterprise Trust Fund	20,000
			Building & Safety Systems Development (Sch. 40)	
788,635	-	-	Overhead Costs - City Departments	-
-	-	7,048,000	Building & Safety Enterprise Fund	-
-	2,663,140	-	Bldg. & Safety Enterprise Fund	-
80,000	-	-	Building and Safety Overtime	-
2,301,019	-	-	Other Project Costs	-
			Bldg and Safety Enterprise Fund (Sch. 40A)	
-	26,520,410	27,771,000	Overhead Costs - City Departments	27,719,137
-	150,000	150,000	Expense and Equipment	984,000
-	2,836,374	2,836,000	Equipment	5,091,930
-	-	-	Lease Payments	4,368,705
-	-	-	Other	8,149,000
-	3,800,000	3,600,000	Other Project Costs	2,974,948
-	3,300,000	3,300,000	Reserve	8,820,605
-	3,553,140	355,000	Reserve for Future Capital Projects	-
-	6,500,935	6,501,000	Reserve for Economic Uncertainties	11,036,341
-	110,000	110,000	Training	310,000
			Housing Opport. for Persons with AIDS (Sch. 41)	
62,803	75,230	75,000	Overhead Costs - City Departments	37,319
			Code Enforcement Trust Fund (Sch. 42)	
5,346,236	6,803,066	6,804,000	Overhead Costs - City Departments	7,072,628

Other Special Purpose Funds

Expenditures 2004-05	Adopted Budget 2005-06	Estimated Expenditures 2005-06		Budget Appropriation 2006-07
			EXPENDITURES AND APPROPRIATIONS	
			Code Enforcement Trust Fund (Sch. 42)	
-	302,116	302,000	Reserve	3,802,572
			Zoo Enterprise Revenue Fund (Sch. 44)	
856,960	-	3,660,000	Other	2,217,750
			Local Law Enforce. Block Grant Fund (Sch. 45)	
1,164,783	-	3,833,000	Other	-
			Street Damage Restoration Fee Fund (Sch. 47)	
-	-	-	Overhead Costs - City Departments	1,411,700
			Municipal Housing Finance Fund (Sch. 48)	
5,415	11,525,929	1,526,000	Acquisition, Rehab., & Const. Dev. Loans	4,550,000
			Tax Reform Fund (Sch. 49)	
3,000,000	3,000,000	-	Business Tax Relief	1,070,000
115,829	-	-	Tax Reform Related Consultant Service	-
			Affordable Housing Trust Fund (Sch. 50)	
12,750,464	9,419,612	32,186,000	Housing Development	26,183,257
2,455,969	-	4,600,000	Winter Shelter Program	-
			Citywide Recycling Fund (Sch. 51)	
2,616,707	2,919,972	2,920,000	Overhead Costs - City Departments	1,321,355
124,072	277,544	276,000	Equipment	277,544
2,368,929	4,130,705	4,131,000	Program Administration	8,900,000
1,876,530	2,400,000	3,200,000	Reserve	3,200,000
-	14,291,209	-	Unallocated	28,113,182
			VLF Gap Loan Financing proceeds Fund (Sch. 52)	
-	2,649,955	1,861,000	Overhead Costs - City Departments	9,708,600
-	40,151,364	-	Reserve for Police	18,649,352
			Efficiency and Police Hires Fund (Sch. 53)	
-	3,000,000	-	Efficiency Projects	679,500
-	2,203,800	-	Reserve for Police	3,721,711
256,080,534	416,607,170	367,282,000	Total Other Special Purpose Funds	461,145,118

Expenditures 2004-05	Adopted Budget 2005-06	Estimated Expenditures 2005-06		Budget Appropriation 2006-07
			SOURCES OF FUNDS	
66,962,631	75,722,394	80,948,000	General Fund	82,250,442
7,905,480	8,720,198	10,264,000	L.A. Convention & Visitors Bureau Trust (Sch. 1)	11,644,729
45,899,311	67,125,403	56,800,000	Solid Waste Resources Revenue Fund (Sch. 2)	83,176,597
4,253,544	1,620,881	2,757,000	Forfeited Assets - US Dept. of Justice (Sch. 3)	2,558,314
146,080	163,126	1,000	Forfeited Assets - US Treasury Dept. (Sch. 3)	21,236

Other Special Purpose Funds

Expenditures 2004-05	Adopted Budget 2005-06	Estimated Expenditures 2005-06		Budget Appropriation 2006-07
			SOURCES OF FUNDS	
995,422	1,192,764	2,702,000	Forfeited Assets - State of California (Sch. 3)	2,075,520
32,947	-	-	Traffic Safety Fund (Sch. 4)	-
1,276,791	958,166	956,000	Special Gas Tax Street Improvement Fund (Sch. 5)	1,139,682
115,644	-	-	Special Fire Safety & Park. Const. Equip (Sch. 6)	-
10,543,807	9,463,757	11,592,000	Stormwater Pollution Abatement Fund (Sch. 7)	6,828,400
9,026,571	8,267,102	10,660,000	Community Development Trust Fund (Sch. 8)	7,058,772
1,984,768	2,075,047	1,997,000	HOME Investment Partnerships Program (Sch. 9)	2,203,297
5,035,960	3,704,082	3,317,000	Mobile Source Air Pollution Reduction (Sch. 10)	3,957,409
415,367	697,334	697,000	Community Services Block Grant (Sch. 13)	697,334
1,707,892	9,539,090	1,993,000	Dept of Neighborhood Empowerment Fund (Sch. 16)	10,684,996
23,593,269	30,029,239	28,767,000	Street Lighting Maint. Assessment Fund (Sch. 19)	24,018,682
3,405,154	4,631,278	4,652,000	Telecom. Liquidated Damages Fund (Sch. 20)	5,262,431
1,421,022	-	-	Older Americans Act II (Sch. 21)	-
4,728,622	4,019,192	5,673,000	Workforce Investment Act Fund (Sch 22)	3,813,680
1,991,349	2,696,001	2,696,000	Rent Stabilization Trust Fund (Sch. 23)	7,767,355
1,562,227	967,160	567,000	Arts & Cultural Facilities & Services (Sch. 24)	1,673,241
226,192	-	1,321,000	Arts Development Fee Trust Fund (Sch. 25)	601,192
209,944	-	-	ATSAC Trust Fund (Sch. 29)	-
-	62,219	-	Bicycle License Fund (Sch. 29)	62,219
1,200,000	1,779,522	1,454,000	City Planning Systems Develop. Fund (Sch. 29)	1,232,830
34,026	34,520	7,000	Environmental Affairs Trust Fund (Sch. 29)	-
308,052	-	-	GOB SER 2000A Library Fac. Const. (Sch. 29)	-
403,325	-	-	GOB Ser 2000A Fire/Pr Const. (Sch. 29)	-
158,514	-	-	GOB SER 2002A Animal Shelter Const (Sch. 29)	-
294,434	-	-	GOB SER 2002A 911/P/F Const (Sch. 29)	-
388,859	-	-	GOB SER 2003A Fire/Pr Const (Sch. 29)	-
557,058	-	-	GOB SER 2003A 911/P/F Const (Sch. 29)	-
3,143	-	-	Proposition K Projects Fund (Sch. 29)	-
256	-	-	Prop. K Landscpng & LT Asses Ser 2000 (Sch. 29)	-
12,964	-	-	UDAG (Sch. 29)	343,506
119,450	-	-	Welfare to Work Fund (Sch. 29)	-
-	145,500	-	City Ethics Commission Fund (Sch. 30)	150,444
-	1,229,026	-	Staples Arena Special Revenue Fund (Sch. 31)	612,387
700	344,775	456,000	Procurement Reengineering Trust Fund (Sch 32)	331
22,558,958	24,597,747	19,421,000	Special Police Comm/911 System Tax (Sch. 33)	25,701,739
1,472,406	3,007,000	1,600,000	Major Projects Review Trust Fund (Sch. 35)	3,323,845
184,014	141,948	139,000	Disaster Assistance Trust Fund (Sch. 37)	163,150
270,000	498,883	491,000	Household Hazardous Waste Special (Sch. 39)	375,900
2,839,654	2,653,140	7,648,000	Building & Safety Systems Development (Sch. 40)	-
-	46,769,879	44,022,000	Bldg and Safety Enterprise Fund (Sch. 40A)	59,275,061

Other Special Purpose Funds

Expenditures 2004-05	Adopted Budget 2005-06	Estimated Expenditures 2005-06		Budget Appropriations 2006-07
			SOURCES OF FUNDS	
62,663	75,230	75,000	Housing Deport. for Persons with AIDS (Sch. 41)	37,330
5,346,236	7,105,202	7,106,600	Code Enforcement Trust Fund (Sch. 42)	15,675,165
555,960	-	3,060,000	Zoo Enterprise Revenue Fund (Sch. 44)	2,217,750
1,164,703	-	3,633,000	Local Law Enforce. Block Grant Fund (Sch. 45)	-
-	-	-	Street Damage Restoration Fee Fund (Sch. 47)	1,411,738
5,415	11,525,529	1,525,000	Municipal Housing Finance Fund (Sch. 48)	4,550,000
3,116,629	3,000,000	-	Tax Reform Fund (Sch. 49)	1,070,000
19,280,433	9,419,812	36,780,000	Affordable Housing Trust Fund (Sch. 50)	28,433,257
7,500,268	24,019,425	19,529,000	Citywide Recycling Fund (Sch. 51)	41,812,881
-	43,001,969	1,861,000	VLF Gap Loan Financing proceeds Fund (Sch. 52)	24,637,952
-	5,393,000	-	Efficiency and Police Hires Fund (Sch. 53)	4,401,211
256,080,534	416,887,178	367,282,000	Total Funds	481,145,119

SUPPORTING DATA
DISTRIBUTION OF 2006-07 TOTAL COST OF PROGRAMS

Code/Program	Budget	Costs Allocated To Other Budgets	Total Cost of Program
AA5001 Animal Sterilization Trust Fund	300,000	-	300,000
AA5002 Animal Spay and Neuter Trust Fund	810,000	-	810,000
AC5003 Forfeited Assets Trust Fund	4,555,078	-	4,555,078
AC5033 Police Communications/911 System	25,701,739	-	25,701,739
AC5047 VLF Gap Loan Financing Proceeds Fund	24,637,952	-	24,637,952
AC5063 Efficiency and Police Hires Fund	4,401,211	-	4,401,211
AJ5019 Street Lighting Maintenance Assessment Fund	24,016,662	-	24,016,662
AK5020 Telecommunications Liquidated Damages-TDA	5,252,431	-	5,252,431
AL5001 Local Emergency Planning	366,259	-	366,259
BA5040 Building and Safety Systems Development	-	-	-
BA5045 Enterprise Fund	69,273,061	-	69,273,061
BA5049 Code Enforcement Trust Fund	15,875,198	-	15,875,198
BB5035 Major Projects Review Trust Fund	3,323,645	-	3,323,645
BC5006 Community Development Trust Fund	7,088,772	-	7,088,772
BC5009 HOME Investment Partnerships	2,203,297	-	2,203,297
BC5048 Municipal Housing Finance Fund	4,550,000	-	4,550,000
BC5050 Affordable Housing Trust Fund	34,183,257	-	34,183,257
BD5001 Business Improvement District Trust Fund	757,339	-	757,339
BH5002 Sanitation Equipment Charge	63,176,597	-	63,176,597
BH5039 Household Hazardous Waste Special Fund	375,900	-	375,900
BH5051 Citywide Recycling Fund	41,812,681	-	41,812,681
BL5007 Stormwater Pollution Abatement	6,828,458	-	6,828,458
BL5010 Mobile Source Air Pollution	3,957,409	-	3,957,409
BM5001 Neighborhood Empowerment	17,645,657	-	17,645,657
CA5005 Special Gas Tax Street Improvements	1,130,082	-	1,130,082
CA5047 Street Damage Restoration Fee Special Fund	1,411,736	-	1,411,736
DA5001 Arts and Cultural Opportunities	10,277,000	-	10,277,000
DA5002 El Pueblo - General Fund	432,331	-	432,331
DA5024 Arts and Cultural Facilities and Services	1,878,241	-	1,878,241
DA5625 Arts Development	601,192	-	601,192
DC5001 Zoo Enterprise--General Fund	16,611,994	-	16,611,994
DC5044 Zoo Enterprise Trust Fund	2,217,750	-	2,217,750
EA5001 L.A. Convention and Visitors Bureau Trust Fund	11,644,729	-	11,644,729
EA5050 Staples Arena Special Fund	612,307	-	612,307

SUPPORTING DATA
DISTRIBUTION OF 2006-07 TOTAL COST OF PROGRAMS

Code/Program	Budget	Costs Allocated To Other Budgets	Total Cost of Program
EB5040 Workforce Investment Act Fund	3,813,680	-	3,813,680
EG5013 Community Services Administration Grant	697,334	-	697,334
EG5923 Rent Stabilization Trust Fund	7,767,355	-	7,767,355
EG5941 Housing Opportunities for Persons with AIDS Fund	37,310	-	37,310
FD5003 Attorney Conflicts Panel Fund	2,242,000	-	2,242,000
FE5001 Insurance and Bonds Premiums	4,394,000	-	4,394,000
FP5040 Business Tax Reform Fund	13,405,124	-	13,405,124
FI5061 City Procurement & Materials Mgt. Syt. Reeng.	331	-	331
FI5029 Allocations from Other Govt. Agencies & Sources	1,638,663	-	1,638,663
FN5910 Matching Campaign Funds Trust Fund	2,647,168	-	2,647,168
FN5615 City Ethics Commission--General Fund	2,339,705	-	2,339,705
FN5030 City Ethics Commission Fund	150,444	-	150,444
Total Other Special Purpose Funds	**461,145,119**	**-**	**461,145,119**

TOTAL NONDEPARTMENTAL

Appropriations for the nondepartmental portion of the budget for general government, expenditures for the last completed fiscal year and estimated expenditures for the fiscal year in progress.

Expenditures 2004-05	Adopted Budget 2005-06	Estimated Expenditures 2005-06		Budget Appropriations 2006-07
$ 1,973,781,913	$ 2,685,226,674	$ 2,514,811,000	Total Nondepartmental	$ 3,091,316,828

NONDEPARTMENTAL FOOTNOTES

The following footnotes refer to those funds and items as listed.

TAX AND REVENUE ANTICIPATION NOTES

For purposes of the budget, "Total 2008 Tax & Revenue Anticipation Notes: $655,040,643" is considered the appropriated item to pay note debt service payments required by the programs listed. The City Administrative Officer is authorized to make payments for such services.

CAPITAL FINANCE ADMINISTRATION FUND

For purposes of the budget, "Total Capital Finance Administration Fund $150,596,092" is considered the appropriated item to pay lease payments and other expenses required by the programs listed. The City Administrative Officer is authorized to make payments for such services.

CAPITAL IMPROVEMENT EXPENDITURE

Construction funds will be provided in future years for projects under design, including the East Valley Senior Citizens Center.

GENERAL CITY PURPOSES

As detailed below, for items in the General City Purposes Budget, administering departments and the City Clerk's Office jointly prepare contracts; administering departments handle contract monitoring and approve payments based on monitoring; and the City Clerk's Office handles the payments and final close-out of contracts.

Inclusion of all items requiring contracts in the General City Purposes Fund shall, at the time of final action on the Budget, constitute an acceptance by the City of the offer made by each of the applicants and an instruction to the City Clerk's Office and the administering department to draft, subject to approval of the City Attorney, the appropriate contracts and present them to the applicants for execution except as detailed below. The Mayor, unless otherwise specified, is authorized and directed to execute such contracts on behalf of the City. The administering departments will monitor the contractor for contract compliance and authorize all payments. Upon written authorization for payment by the administering departments, the City Clerk's Office will prepare all documents required by the Controller for payment under the contracts. The administering departments will perform initial contract close-out reviews to ensure any funds not used by the contractor or used for items not authorized under the contracts are refunded to the City. Upon completion of their close-out review and any necessary action, the administering departments will forward written contract close-out statements with supporting documentation to the City Clerk's Office for final contract close-out. Subsequent to the adoption of the Budget, appropriations to the General City Purposes Fund that require contracts are directed to be handled in a like manner.

1. Annual City Audit/Single Audit. Contract to be executed by the Mayor and President of the City Council.

2. The Controller shall transfer the following items to departments on July 1, 2008:

   Adult Day Care Centers, Congregate Meals for Seniors, and Home Delivered Meals for Seniors: To be transferred to the Department of Aging.

   Day Laborer, Los Angeles Bridges Program, and Youth Employment Program: To be transferred to the Community Development Department.

   Homeless Shelter Program and LAHSA Downtown Drop-in Center: To be transferred to the Los Angeles Housing Department.

Office of Small Business Services, City Volunteer Effort, Performance Management Unit, and Office of International Trade: To be transferred to the Mayor's Office;

Clean and Green Job Program, Million Trees Initiatives: To be transferred to the Board of Public Works;

3. Official Visits of Dignitaries: To be expended by the City Clerk as authorized and directed by the Mayor and President of the Council. (50% will be expended by the Mayor with no Council approval needed and 50% expended by the Council with no Mayoral concurrence.)

4. Special Fund Fee Waiver Reimbursement: Funds are to be used to reimburse departments that have appropriation shortfalls due to special fund revenue losses accrued from fee waivers for development projects or other special fund fees. Any unspent funds will revert to the Reserve Fund at year-end.

5. Domestic Abuse Response Teams, Safer Cities Initiative, and LA City Arts and Culture Master Plan: To be expended by the City Clerk as authorized and directed by the Mayor and President of the Council.

6. Heritage Month Celebrations & Special Events: To be expended by the City Clerk as authorized and directed by the Mayor and President of the Council. ($160,000 will be expended by the Mayor with no Council approval needed and $240,000 will be expended by the Council with no Mayoral concurrence.)

UNAPPROPRIATED BALANCE

Learn and Earn: To be jointly administered by the Mayor and Council.

WATER AND ELECTRICITY

For purpose of the budget, "Total Water and Electricity" is considered the appropriated item to reimburse the Department of Water and Power for water and electrical services and for General Services' costs for electricity and water conservation and meter programs. The details printed on the budget pages are estimates used in arriving at the total appropriation for such services and are not to be considered as separate items of appropriation. They are presented solely for information.

OTHER SPECIAL PURPOSE FUNDS

1. Special Parking Revenue Fund: Instruct the Controller to appropriate and transfer funds pursuant to the terms of Council-approved Memorandums of Understanding (MOUs) between the Department of Transportation (DOT) and the General Services Department (GSD) for the maintenance and operation of parking facilities. Such appropriation and transfer of funds will be from the Contractual Services Special Purpose Fund Appropriation of the Special Parking Revenue Fund, Fund 363/94, Account No. 0090, to the General Services Department, Fund 100/40, specific account information to be provided by DOT to the Controller's Office by July 31, 2006.

2. The Emergency Operations Board, as deemed appropriate is authorized to redirect the expenditure of Emergency Operations Fund monies identified in the Adopted FY 2006-07 City Budget in the event grant funds are unavailable.

SECTION 3

Budget Schedules and Statements

2006-07

Special Purpose Fund Schedules

Special Recreation and Parks Capital Projects

Expenditures and Appropriations by Funding Source

Detailed Statement of Receipts

Summary of Revenues, Expenditures and Changes in Fund Balances

Reserve Fund

Reserve for Extraordinary Liability Claims

Condition of the Treasury

Staples Arena Funding Agreement

City Debt Information

Statement of Bonded Indebtedness

SCHEDULE 1

LOS ANGELES CONVENTION AND VISITORS BUREAU TRUST FUND

Receipts from a transient occupancy tax of one percent shall be placed in the Los Angeles Convention and Visitors Bureau Trust Fund in accordance with Section 21.7.3 of the Los Angeles Municipal Code. Expenditures shall be made solely to finance the promotion and advertising of the City for the purpose of attracting conventions, trade shows and tourism to the City. The Los Angeles Convention and Visitors Bureau shall have the exclusive right to make expenditures from the Fund pursuant to written contract with the City.

Actual 2004-05	Estimated 2005-06		Budget 2006-07
		REVENUE	
$ 1,771,206	$ 2,365,283	Cash Balance, July 1	$ 1,457,283
9,823,390	9,431,000	Receipts	10,277,000
$ 11,594,596	$ 11,796,283	Total Revenue	$ 11,734,283
EXPENDITURES		APPROPRIATIONS	
$ 74,145	$ 65,000	City Administrative Officer	$ 86,554
1,249,502	...	Cultural Affairs	...
		Special Purpose Fund Appropriations:	
7,906,482	8,710,000	LA INC., The Convention and Visitors Bureau	9,763,150
..	150,000	Reimbursement of General Fund Costs	..
..	366,000	Unallocated (5% holdback)	1,884,509
$ 9,229,133	$ 10,339,000	Total Appropriations	$ 11,734,203
$ 2,365,283	$ 1,457,283	Ending Balance, June 30	$ ..

NOTE:

In fiscal years where there is a General Fund appropriation, if the equivalent of one percent of the Transient Occupancy Tax actually collected during the fiscal year is less than the General Fund appropriation, at year-end the Controller shall reduce the General Fund appropriation by an amount equal to the difference between the General Fund appropriation and the equivalent of one percent of the Transient Occupancy Tax actually collected.

SCHEDULE 2

SOLID WASTE RESOURCES REVENUE FUND

The Solid Waste Collection, Transfer, Recycling, Recovery of Waste Resources and Disposal Fee (formerly Sanitation Equipment Charge) is imposed on all single family dwellings in the City and upon multiple unit dwellings for which the City provides refuse collection services. All receipts from the Sanitation Equipment Charge (Section 66.40 et seq. in Article 6.1 of Chapter VI of the Los Angeles Municipal Code) are deposited in the Solid Waste Resources Revenue Fund (Section 5.121.5 of the Los Angeles Administrative Code). Funds are used for all costs of the City's solid waste collection, recycling, and disposal activities including, but not limited to: salaries; direct and indirect overhead costs; principal and interest payments; lease payments; landfill costs, including disposal, resource recovery facilities or refuse to energy and fuel facilities and closure of City owned landfill facilities; the development, acquisition, construction, operation and maintenance of equipment, alternative fuel infrastructure, recycling, greenwaste processing, transfer facilities, or resource recovery facilities used in the collection, recycling, or recovery of solid waste resources; and storage of solid waste related equipment. As of April 2006, there was an Ordinance pending before the City Council to amend the Municipal Code to reflect the change of the Sanitation Equipment Charge into the Solid Waste Collection, Transfer, Recycling, Recovery of Waste Resources and Disposal Fee. As part of the 2006-07 Proposed Budget, an Ordinance amending the Los Angeles Administrative Code to change the name of the Sanitation Equipment Charge Special Revenue Fund into the Solid Waste Resources Revenue Fund is recommended.

Actual 2004-05	Estimated 2005-06		Budget 2006-07
		REVENUE	
$ 3,382,796	$ 16,974,998	Cash Balance, July 1	$ 22,823,658
87,412,019	85,896,000	Solid Waste Fee	116,423,000
218,126	382,000	Interest	600,000
209,420	5,000,000	Interest/Credits from Debt Services	..
77,000	14,000	Other	38,000
..	..	Sale of Salvage Vehicles	..
$ 91,479,360	$ 108,764,998	Total Revenue	$ 139,884,658
EXPENDITURES		**APPROPRIATIONS**	
$ 28,411,000	$ 22,893,000	General Services	$ 23,032,870
5,194,391	6,350,000	Sanitation	28,105,225
		Special Purpose Fund Appropriations	
36,646,900	36,503,000	Debt Service	46,299,000
23,455	45,000	Debt Administration	45,000
2,025	30,000	Arbitrage	30,000
8,039	451,000	Sanitation Expense and Equipment	20,000,000
8,982,894	15,497,000	Reimbursement of General Fund Costs	15,496,087
1,315,200	1,318,000	Department of Water and Power Fees	1,315,200
$ 74,584,862	$ 85,801,000	Total Appropriations	$ 139,884,000
$ 16,974,498	$ 22,823,998	Ending Balance, June 30	$ ..

SCHEDULE 3

FORFEITED ASSETS TRUST FUND OF THE POLICE DEPARTMENT

Section 5.118 of the Los Angeles Administrative Code establishes the Forfeited Assets Trust Fund of the Police Department. This Fund receives monies forfeited in connection with various Federal and State violations and awarded to the City pursuant to Title 21 United States Code Section 881, California Health and Safety Code Section 11489, or any other Federal or State statute relating to forfeited assets. All monies received from the State and Federal Governments under those statutes are deposited in separate accounts within this Fund. A Supplemental Police Account is established within the Fund in the amount of $1,500,000 to be administered by the Chief of Police in accordance with an expenditure plan approved by the Mayor and City Council. Both State and Federal laws require that these forfeited assets be used to enhance law enforcement resources and not to supplant resources which would have been committed to this purpose in their absence.

Actual 2004-05	Estimated 2005-06		Budget 2006-07
		UNITED STATES DEPARTMENT OF JUSTICE FUNDS	
		REVENUE	
$ 5,541,764	$ 3,716,018	Cash Balance, 07/01/06	$ 2,558,314
2,253,990	1,494,236	Receipts	--
174,268	105,060	Interest	--
$ 7,969,992	$ 5,315,314	Total Revenue	$ 2,558,314
EXPENDITURES		**APPROPRIATIONS**	
		Special Purpose Fund Appropriations	
$ 219,271	$ 250,000	Black and White Vehicles	$ --
851,922	107,000	Furniture and Equipment for N. Valley Station	--
309,726	93,000	Furniture and Equipment for W. Valley Station	--
1,029,492	6,000	Motorcycles	--
193,690	10,000	Replacement Computers	200,000
396,199	284,000	Technology Improvements	--
289,448	1,000	Scientific Investigation Division Equipment	--
140,888	202,000	Replacement Furniture	--
--	--	Document Imaging System	358,314
235,224	1,246,000	Supplemental Police Account	1,500,000
--	600,000	Firearm Training Simulators and License Plate Scanners	--
$ 4,253,944	$ 2,757,000	Total Appropriations	$ 2,558,314
		UNITED STATES TREASURY DEPARTMENT FUNDS	
		REVENUE	
$ 103,106	$ 20,016	Cash Balance, 07/01/06	$ 21,236
4,940	2,220	Interest	--
$ 108,046	$ 22,236	Total Revenue	$ 21,236
EXPENDITURES		**APPROPRIATIONS**	
		Special Purpose Fund Appropriations	
$ 146,000	$ 1,000	Motorcycles	$ --
--	--	Document Imaging System	21,236
$ 146,000	$ 1,000	Total Appropriations	$ 21,236

SCHEDULE 3

FORFEITED ASSETS TRUST FUND OF THE POLICE DEPARTMENT (continued)

Actual 2004-05	Estimated 2005-06		Budget 2006-07
		STATE OF CALIFORNIA FUNDS	
		REVENUE	
$ 3,020,712	$ 3,369,077	Cash Balance, 07/01/06	$ 3,976,464
1,306,814	1,039,305	Receipts	--
106,173	72,071	Interest	--
$ 4,463,699	$ 4,879,454	Total Revenue	$ 3,976,464
EXPENDITURES		**APPROPRIATIONS**	
		Special Purpose Fund Appropriations	
$ --	$ --	Document Imaging System	$ 1,853,427
--	--	Technology Replacement	123,027
846,739	2,423,000	Supplemental Police Account	--
--	200,000	Firearm Training Simulators and Firearm Plate Scanners	--
48,687	--	Motorcycles	--
--	79,000	Black and White Vehicles	--
$ 895,422	$ 2,702,000	Total Appropriations	$ 1,976,454
		STATE SET-ASIDE FUNDS	
		REVENUE	
$ 266,570	$ 322,512	Cash Balance, 07/01/06	$ 297,750
236,873	161,520	Receipts	--
18,731	12,718	Interest	--
$ 521,186	$ 496,750	Total Revenue	$ 297,750
EXPENDITURES		**APPROPRIATIONS**	
$ 198,676	$ 198,000	Community Development Department	$ --
--	--	General City Purposes	198,676
		Special Purpose Fund Appropriations	
--	--	Document Imaging System	99,074
$ 198,676	$ 198,000	Total Appropriations	$ 297,750
		TOTAL FORFEITED ASSETS FUNDS	
$ 7,826,623	$ 4,063,794	Ending Balance, 06/30/07	$ --

Appropriation for LA Bridges budgeted in General City Purposes is transferred July 1st to the Community Development Department.

SCHEDULE 4

TRAFFIC SAFETY FUND

The City's share of fines and forfeitures collected under Section 42200 et al from any person charged with misdemeanor or an infraction under the Vehicle Code of the State of California is used for traffic signs, signals, and other traffic control and safety devices; traffic law enforcement and accident prevention; and for the maintenance, improvement or reconstruction of public streets, bridges and culverts within the City.

Actual 2004-05	Estimated 2005-06		Budget 2006-07
		REVENUES	
$ 1,813,414	$ 2,552,097	Cash Balance, July 1	$ 973,997
16,640,976	16,400,000	Receipts	16,400,000
429,170	32,000	Photo Red Light*	1,100,000
$ 18,885,624	$ 18,984,997	Total Revenue	$ 18,493,997
EXPENDITURES		APPROPRIATIONS	
$ 10,375,962	$ 11,111,000	Street Services	$ 10,154,720
5,104,037	5,850,000	Transportation	8,339,267
		Special Purpose Fund Appropriations	
32,647	--	Photo Red Light Contract	--
$ 15,532,647	$ 16,911,000	Total Appropriations	$ 18,493,987
$ 2,952,997	$ 973,997	Ending Balance, June 30	$ --

*Total Fiscal Year 2006-07 revenues to the City by the Consolidation to Photo Red Light intersections are anticipated to be $2,240,000. State law provides that a portion of such revenues are to be deducted from the General Fund and the balance to the Traffic Safety Fund. Based on experience, the budget estimate allocates such Photo Red Light related revenues will be equally shared both to the General Fund and the Traffic Safety Fund.

SCHEDULE 5

SPECIAL GAS TAX STREET IMPROVEMENT FUND

The Special Gas Tax Street Improvement Fund receives monies from the State's Excise Tax on the sale of gasoline and from federal reimbursements through the Surface Transportation Program - Local (STP). These monies provide funding to various departments and to the CEP - Physical Plant for eligible activities and projects.

A sum equal to 1.315 cents per gallon of the net revenue derived from the State gasoline tax and 2.980 cents per gallon from the diesel fuel tax is apportioned monthly to cities in the proportion that the population of each city bears to the total population of all cities in the State in accordance with Section 2107 of the Streets and Highways Code.

A sum equal to 1.04 cents per gallon derived from the State gasoline tax is apportioned among counties by vehicle registration, among cities and unincorporated areas of counties by assessed valuation, and among cities within counties by population in accordance with Section 2106 of the Streets and Highways Code.

As a result of the passage of Proposition 111 in June of 1990, the 9 cents per gallon gas and diesel taxes were increased to 14 cents on August 1, 1990 and 1 cent per gallon each January 1 until January 1, 1994. A sum equal to the net revenues derived from 11.5 percent of taxes in excess of 9 cents per gallon is allocated to cities in the proportion that the population of each city bears to the total population of all cities in the State in accordance with Section 2106 of the Streets and Highways Code.

The STP provides federal grants to finance the upgrading of the most heavily traveled highways. Funding is authorized through federal legislation every six years. Although the last legislation expired in September 2003, it is anticipated that Congress will continue reauthorizing the existing funding level until new legislation is adopted.

Actual 2004-05	Estimated 2005-06		Budget 2006-07
		REVENUE	
$ 23,009,931	$ 17,156,269	Cash Balance, July 1	$ 6,675,269
..	..	Less: Prior Year's Unexpended Appropriations	3,974,649
$ 23,009,931	$ 17,156,269	Balance Available, July 1	$ 700,620
		Receipts: State Apportionments:	
24,412,798	25,000,000	Section 2106	25,000,000
14,332,594	14,305,000	Section 2105	15,000,000
32,464,966	33,600,000	Section 2107	34,000,000
..	16,000,000	Traffic Congestion Relief Fund	18,000,000
707,520	470,000	Interest	470,000
420,859	..	Federal Aid Urban Program (FAUP)	..
8,938,102	16,046,000	Surface Transportation Program (STP)	11,730,039
42,495	..	Reimbursement from Other Funds	..
..	32,000	Other	32,000
$ 105,187,663	$ 123,204,269	Total Revenue	$ 103,435,687
EXPENDITURES		**APPROPRIATIONS**	
$ 1,119,242	$ 988,000	General Services	$ 607,870
344,050	244,000	Board of Public Works	252,815
252,059	679,000	Contract Administration	617,357
4,209,484	4,236,000	Engineering	4,249,668
888,202	1,054,000	Street Lighting	1,082,162
71,765,362	80,220,000	Street Services	74,317,995
4,489,059	4,510,000	Transportation	4,473,530
3,816,527	26,140,000	Capital Improvement Expenditure Program	16,705,605
		Special Purpose Fund Appropriations:	
1,276,791	938,000	Reimbursement of General Fund Costs	1,130,002
$ 88,040,796	$ 118,529,000	Total Appropriations	$ 103,435,687
$ 17,156,269	$ 4,675,269	Ending Balance, June 30	$ ..

Note: Traffic Congestion Relief Fund receipts are anticipated Proposition 42 revenues which are included in the total appropriation to the Bureau of Street Services for the completion of eligible work pursuant to statute.

SCHEDULE 6

SPECIAL FIRE SAFETY AND PARAMEDIC COMMUNICATIONS EQUIPMENT TAX FUND

On November 3, 1986, the voters approved an ordinance adding Article 1.14 to Chapter 11 of the Los Angeles Municipal Code imposing a Special Fire Safety and Paramedic Communications Equipment Tax. The Special Tax was imposed for 10 years, commencing with 1989-90 and ending with 1998-99. The Special Tax paid for up to $67 million in bonds to finance the replacement of the Fire Department's current communication and dispatch systems. In 1997-98, there was an overpay of taxes which is being refunded to taxpayers. In 2004-05, the statute of limitations on any refunds expired thus ending this program.

Actual 2004-05	Estimated 2005-06		Budget 2006-07
		REVENUE	
$ 5,461,570	$ 852,405	Cash Balance, July 1	$ --
34,248	--	Special Fire Safety and Paramedic Communications Equipment Tax (Past Delinquencies & Penalties)	--
56,644	--	Interest	--
4,704,122	852,405	Less Transfer to General Fund	--
$ 769,049	$ --	Total Revenue	$ --
EXPENDITURES		APPROPRIATIONS	
		Special Purpose Fund Appropriations:	
$ 94,917	$ --	CAO Mitigation Account No. 10	$ --
20,727	--	Reserve for Taxpayers' Reimbursement	--
--	--	Other	--
$ 115,644	$ --	Total Appropriations	$ --
$ 852,405	$ --	Ending Balance, June 30	$ --

For purposes of the Budget, the details printed above are estimates used in arriving at the total appropriation and are not considered as separate items of appropriations. They are presented solely for informati

SCHEDULE 7

STORMWATER POLLUTION ABATEMENT FUND

The Water Quality Act of 1987, adding Section 402(P) to the Federal Water Pollution Control Act, provides that the Environmental Protection Agency shall establish regulations setting forth requirements for stormwater discharges from large municipal storm drain systems. The City enacted a Stormwater Pollution Abatement Charge (Article 1.2 of Chapter 6 of the Los Angeles Municipal Code) on all properties in the City in order to treat and abate stormwater. The charge is based on stormwater runoff and pollutant loading associated with property size and land use.

Actual 2004-05	Estimated 2005-06		Budget 2006-07
		REVENUE	
$ 19,707,985	$ 15,360,654	Cash Balance, July 1	$ 6,834,154
..	..	Less:	
		Prior Year's Unexpended Appropriations	3,500,000
$ 19,707,985	$ 15,360,654	Balance Available, July 1	$ 3,334,154
28,477,113	29,000,000	Stormwater Pollution Abatement Charge	26,000,000
		Bond Proceeds	..
..	..	Developer Plan Review Fee	300,000
399,457	1,872,500	Interest	1,172,600
519,469	1,246,000	Grant Reimbursement	1,248,000
..	..	General Fund	..
10,750	150,000	Other	150,000
$ 49,114,525	$ 46,431,154	Total Revenue	$ 34,804,754
EXPENDITURES		APPROPRIATIONS	
$ 41,755	$ 156,000	Building and Safety	$ 75,729
2,158,518	..	City Clerk	..
175,674	170,000	Environmental Affairs	164,364
315,710	322,000	General Services	322,198
73,015	74,000	Planning	75,472
		Public Works:	
194,368	184,000	Board Office	195,467
142,617	267,000	Contract Administration	261,900
3,776,133	4,051,000	Engineering	4,137,456
8,402,741	12,548,000	Sanitation	12,800,160
5,104,818	6,225,000	Street Services	6,219,802
..	..	Unappropriated Salaries	61,478
3,743,514	5,800,000	CIEP Physical Plant	2,600,000
		Special Purpose Fund Appropriations	
4,921,572	7,321,000	Reimbursement of General Fund Costs	4,083,450
2,838,873	100,000	Expense and Equipment	150,000
294,756	250,000	Media Tech Center	100,000
255,000	250,000	Reimaster Loan Repayment	250,000
304,609	48,000	Trash TMDL	..
396,002	393,000	Bacteria TMDL	..
..	42,000	Liability Claims	42,000
..	505,000	NPDES Permit Compliance	500,000
1,575,553	2,600,000	On Call Contractors (Emergency Funds)	1,500,000
$ 33,753,671	$ 39,557,000	Total Appropriations	$ 34,804,754
$ 15,360,854	$ 6,874,154	Ending Balance, June 30	$ ...

SCHEDULE 8

COMMUNITY DEVELOPMENT TRUST FUND

Title I of the Housing and Community Development Act of 1977 establishes a program of community development block grants. The primary objective of the community development program is to promote viable urban communities through decent housing, expanded economic development opportunities, and comprehensive social services to persons of low and moderate income.

The City of Los Angeles receives Block Grant funds based on the ratio of population, poverty and housing overcrowding compared to the ratio for all metropolitan areas. Funds are allocated by the United States Department of Housing and Urban Development to specific programs or purposes, based upon approved applications, and remitted to the City by a letter-of-credit arrangement.

The 2006-07 Budget reflects the receipt and appropriation of funds for the departmental budget. Appropriations for other programs funded by the Community Development Block Grant as approved in the Consolidated Plan have been authorized by Mayor and Council from April 1, 2006 through March 31, 2007.

Actual 2004-05 (1)	Estimated 2005-06 (1)		Budget 2006-07 (2)
		REVENUE	
$ 42,457,373	$ 35,529,000	Federal Grants	$ 28,299,163
$ 42,457,373	$ 35,529,000	Total Revenue	$ 28,299,163
EXPENDITURES		APPROPRIATIONS	
$ 449,024	$ 342,000	Aging	$ 291,210
1,360,981	--	Building and Safety	--
1,560,912	397,000	City Attorney	231,791
13,401,970	11,069,000	Community Development (3)	11,773,750
123,500	120,000	Controller (4)	95,064
18,528	--	Cultural Affairs	--
574,025	695,000	Disability	264,750
716,940	--	General Services	--
7,083,264	1,625,000	Housing	7,127,635
319,315	225,000	Information Technology Agency	--
274,164	--	Mayor	--
142,691	222,000	Planning (5)	209,609
		Public Works:	
3,231,604	3,200,000	Board Office (3)	1,299,677
--	14,000	Sanitation	--
225,013	362,000	Street Lighting	--
3,220,802	--	Street Services	--
		Special Purpose Fund Appropriations	
--	1,450,000	Leases and Rent (6)	1,204,681
9,626,571	9,070,000	Reimbursement of General Fund Costs	5,084,191
$ 42,457,373	$ 35,529,000	Total Appropriations	$ 28,299,163
$ --	$ --	Ending Balance, June 30	$ --

Footnotes:

[1] The dollar amounts shown reflect combined expenditures for both administration (Adopted Budget) and program costs (off-budget amounts). The City's reporting system does not differentiate between administrative and program expenditures.

[2] Unless noted otherwise, the dollar amounts shown reflect administration expenses only.

[3] The dollar amounts shown reflect administration and program expenses. The Board of Public Works appropriation includes funding for the Office of Community Beautification under the Public Services, Special Activities by CDBOs and Administration categories.

[4] The Controller allocation is for support of CDD-related activities.

[5] The Planning allocation includes funds in support CAHD - Housing Development Central Program activities and for general support of CDBG related activities.

[6] The Department of General Services was responsible for payment of the Community Development Department's lease costs. However, the 2 00 Adopted Budget shifted the appropriation out of the Department of General Services and to the corresponding Departments. The Controller shall transfer $1,204,681 from the Leases and Rent line item and appropriate therefrom to Fund 100/22 Account 6908 on July 1, 2006.

SCHEDULE 9

HOME INVESTMENT PARTNERSHIPS PROGRAM FUND

The National Affordable Housing Act of 1990 provides for the HOME Investment Partnerships Program (HOME). The primary objectives of HOME are to expand the supply of decent, safe, sanitary and affordable housing, with the primary focus on rental housing; and to strengthen the abilities of state and local governments to provide housing for persons principally of low and very low income.

The City of Los Angeles receives HOME funds on a formula based on factors measuring population, income and poverty levels, number of older rental units and rental units with problems such as overcrowding, deficient facilities and high rent costs. Funds are allocated by the United States Department of Housing and Urban Development to specific programs or purposes, based upon approved applications.

Actual 2004-05	Estimated 2005-06		Budget 2006-07
		REVENUE	
$ 5,141,868	$ 7,643,000	Receipts	$ 8,404,939
$ 5,141,868	$ 7,643,000	Total Revenue	$ 8,404,939
EXPENDITURES		APPROPRIATIONS	
$ 63,104	$ 70,000	City Attorney	$ 68,597
21,565	57,000	City Planning	58,142
33,061	37,000	Controller	39,763
3,934,170	5,482,000	Housing	6,033,240
		Special Purpose Fund Appropriations:	
1,094,758	1,997,000	Reimbursement of General Fund Costs	2,203,297
$ 5,141,868	$ 7,643,000	Total Appropriations	$ 8,404,939
$ --	$ --	Ending Balance, June 30	$ --

SCHEDULE 10

MOBILE SOURCE AIR POLLUTION REDUCTION TRUST FUND

In 1990, State legislation added Chapter 7 to Part 5 of Division 26 of the Health and Safety Code to provide for a distribution of funds to cities from a fee imposed on motor vehicle registration in order to implement the California Clean Air Act of 1988. A $4 per vehicle fee is imposed on vehicles in the South Coast Air Quality Management District. Forty percent of revenues are allocated to cities based on population. Funds are to be used for programs to reduce air pollution from motor vehicles.

Section 5.345 of the Los Angeles Administrative Code established the Mobile Source Air Pollution Reduction Trust Fund, effective August 31, 1991, to receive fee revenues to implement mobile source air pollution reduction programs.

Actual 2004-05	Estimated 2005-06		Budget 2006-07
		REVENUE	
$ 5,426,215	$ 3,430,587	Cash Balance, July 1	$ 2,978,587
--	--	Less: Prior Year's Unexpended Appropriations	1,700,000
$ 5,426,215	$ 3,430,587	Balance Available, July 1	$ 1,278,587
4,601,360	4,600,000	Receipts	4,600,000
182,211	172,000	Interest	180,000
$ 10,197,813	$ 8,202,587	Total Revenue	$ 6,058,587
EXPENDITURES		APPROPRIATIONS	
$ 512,924	$ 625,000	Environmental Affairs	$ 645,192
524,478	556,000	Personnel	665,200
		Public Works:	
--	91,000	Engineering	91,400
153,971	107,000	Sanitation	203,988
651,665	489,000	Transportation	492,650
--	--	Unappropriated Balance	61,478
		Special Purpose Fund Appropriations	
32,475	192,000	Air Quality Demonstration Program	250,000
3,645,382	857,000	Alternate Fuel Fleet Vehicles, Trucks, & Infrastructure	1,344,659
8,604	272,000	ATSAC Projects (CIEP)	300,000
93,265	100,000	Bicycle Patrol Program (Various Depts.)	100,000
–	7,000	Single Audit Contract	10,000
115,984	230,000	Technical Services Contracts	41,200
292,000	292,000	Van Pool Program	292,000
886,670	1,327,000	Reimbursement of General Fund Costs	1,419,050
$ 6,677,226	$ 5,226,000	Total Appropriations	$ 6,065,587
$ 3,430,587	$ 2,976,587	Ending Balance, June 30	$ --

SCHEDULE 11

SPECIAL PARKING REVENUE FUND

The Special Parking Revenue Fund receives all monies collected from parking meters and City-owned parking lots in the City in accordance with Division 5 of the Los Angeles Administrative Code. Fund monies may be used for the following purposes: 1) purchasing, leasing, installing, maintaining, operating, regulating and policing of parking meters and metered spaces, collection of meter revenue and related expenses; 2) the purchase, improvement, and operation of off-street parking facilities; 3) the painting and marking of streets and curbs included for the parking of motor vehicles within parking meter zones; 4) repayment of borrowed City funds; and, 5) the payment of debt service costs incurred for off-street parking facilities. In June 2001, the Special Parking Revenue Fund Ordinance was amended to provide that Fund monies may also be used for City employee parking and to specify that the revenues generated therefrom shall be deposited into the City Employee Ridesharing Fund. Off-street parking facilities financed from the Special Parking Revenue Fund should be in close proximity to the business districts in which parking meter zones are established and should be paid from the receipts of parking meters installed in those business districts.

Actual 2004-05	Estimated 2005-06		Budget 2006-07
		REVENUE	
$ 74,590,503	$ 74,357,337	Cash Balance, July 1	$ 86,864,323
--	--	Less: Prior Year's Unexpended Appropriations	52,758,568
$ 74,590,503	$ 74,357,337	Balance Available, July 1	$ 34,085,755
29,956,567	--	Receipts*	--
--	21,403,000	Receipts - Parking Meters*	21,657,500
4,071,816	5,150,000	Receipts - Parking Lots*	5,249,280
6,532,058	8,562,000	Hollywood and Highland Lot 745	8,878,000
3,232,676	2,708,000	Interest	3,030,658
--	12,778,397	Transfers from Funds F and G	--
1,846	(505,413)	Other Transfers and Deposits	835,000
$ 113,304,026	$ 122,815,323	Total Revenue	$ 71,987,221
EXPENDITURES		APPROPRIATIONS	
$ 723,383	$ 1,230,000	Garnish Services	$ --
322,395	--	Transportation	29,227
236,000	236,000	Capital Finance Administrative Fund	236,000
14,547,632	4,066,000	Capital Improvement Expenditure Program	15,028,722
		Special Purpose Fund Appropriations	
275,886	178,886	Library Trust Fund**	238,700
736,892	878,886	Collection Services	1,016,000
6,336,515	8,262,000	Contractual Services	8,604,800
522,439	1,001,000	Maintenance, Repair & Utility Service for Off-Street Parking Lots	2,350,000
10,297	517,000	Parking Facilities Lease Payments	576,600
3,365,977	4,068,000	Parking Meter & Off-Street Parking Administratio	5,030,200
--	4,239,000	Parking Meter & Off-Street Parking Administratio Related Costs***	5,770,196
967,892	1,297,000	Replacement Parts, Tools & Equipment	1,273,200
--	--	Traffic Asset Management System (TAMS)	803,757
9,481	25,000	Training	25,000
642,089	420,000	Capital Equipment Purchases	4,026,000
4,989	5,000	Miscellaneous Equipment	5,000
5,061,690	5,102,000	Parking System Revenue Bonds (Series 1999-A)	5,397,123
3,177,376	3,150,000	Parking System Revenue Bonds (Series 2003-A)	3,217,438
7,415	16,000	Bond Administration	36,000
--	120,000	Projects to be Designated by Ordinance or Resolution	10,500,000
$ 39,027,489	$ 35,751,000	Total Appropriations	$ 71,987,221
$ 74,357,337	$ 86,864,323	Ending Balance, June 30	$ --

* Schedule revision to separate different types of revenue sources to the SPRF.

** Library Trust Fund - SPRF subsidy of the Central Library Validation Program.

*** Parking Meter & Off-Street Parking Administration Related Costs captured separately commencing FY2006-06.

SCHEDULE 12

CITY EMPLOYEES' RETIREMENT FUND

An annual tax levy or appropriation from available funds is required by Charter Sections 1160 to meet the cost of maintenance of the retirement fund, which provides retirement, disability and death benefits for officers and employees of the City except members of the Fire and Police Pension Systems and members of the Water and Power Employees' Retirement Plan. This schedule reflects the contributions of the Airports and Harbor Departments to pay for retirement costs for their employees.

Actual 2004-05	Estimated 2005-06		Budget 2006-07
		REVENUE	
$ 22,426,081	$ 35,769,000	Airport Revenue Fund	$ 39,878,209
5,521,921	7,937,000	Harbor Revenue Fund	10,437,719
$ 27,948,002	$ 43,706,000	Total Revenue	$ 50,315,928
EXPENDITURES		APPROPRIATIONS	
$ 27,948,002	$ 43,706,000	City Employees' Retirement System	$ 50,315,928
$ 27,948,002	$ 43,706,000	Total Appropriations	$ 50,315,928
$ ..	$ ..	Ending Balance, June 30	$ ..

SCHEDULE 13

COMMUNITY SERVICES BLOCK GRANT TRUST FUND

The Community Services Block Grant provides funds to alleviate the problems of poverty and to benefit low-income residents of the City. Program services are provided under contract by community-based delegate agencies. Program planning, monitoring, assessment and other administrative activities are conducted by the City acting as the Community Action Agency.

This schedule reflects the receipt and appropriation of funds for the administrative budget of the Community Development Department. Other funds are expended for program services outside the City Budget as authorized by the Mayor and Council.

Actual 2004-05	Estimated 2005-06		Budget 2006-07
		REVENUE	
$ 1,497,040	$ 1,949,000	Receipts	$ 2,012,270
$ 1,497,040	$ 1,949,000	Total Receipts	$ 2,012,270
EXPENDITURES		APPROPRIATIONS	
$ 1,091,601	$ 1,112,000	Community Development	$ 1,314,944
		Special Purpose Fund Appropriations	
399,742	527,000	Reimbursement of General Fund costs	597,334
16,625	100,000	Leases and Rent*	100,000
$ 1,497,040	$ 1,949,000	Total Appropriations	$ 2,012,270
$ --	$ --	Ending Balance, June 30	$ --

* The Department of General Services was responsible for payment of the Community Development Department's (CDD) lease costs. However, the 2002-03 Adopted Budget shifted the appropriation out of the Department of General Services and to the corresponding Departments. The Controller shall transfer $100,000 from the Leases and Rent line item and appropriate therefrom to Fund 100/27 Account 6030 on July 1, 2006.

SCHEDULE 14

SEWER CONSTRUCTION AND MAINTENANCE FUND

The Council shall designate by ordinance those monies which shall be deposited on a regular basis into the Fund in accordance with Section 64.19.2 of the Los Angeles Municipal Code. Monies deposited into the Fund shall be expended only for sewer and sewage-related purposes including but not limited to industrial waste control, water incineration purposes, funding of the Wastewater System Revenue Bond Funds created by Section 6.169.1 of the Los Angeles Administrative Code and funding of the Sewer Operation and Maintenance Fund and the Sewer Capital Fund as provided in Sections 64.19.3 and 64.19.4 of the Municipal Code. Expenditures shall be made from the Fund as provided in the Budget or by Council resolution unless provided otherwise by ordinance.

Actual 2004-05	Estimated 2005-06		Budget 2006-07
		REVENUE	
$ 372,288,716	$ 395,543,213	Cash Balance, July 1	$ 336,972,213
--	--	Less: Prior Year's Unexpended Appropriations	200,000,000
$ 372,288,716	$ 395,543,213	Balance Available, July 1	$ 136,972,213
		Receipts:	
391,512,056	422,000,000	Sewer Service Charges	449,699,000
17,127,206	17,997,000	Industrial Waste Quality Surcharge	18,400,000
9,861,673	8,868,000	Sewerage Facilities Charge	8,066,000
7,413,020	11,137,000	FEMA/CES Reimbursements	12,000,000
		Sewerage Disposal Contracts	
10,834,336	14,000,000	Operating and Maintenance Charges	15,000,000
14,161,061	19,000,000	Capital Contribution	22,000,000
2,456,440	1,936,000	Miscellaneous	1,936,000
9,076,843	15,671,000	Interest on Idle Funds	16,000,000
--	452,000	Repayment of Loans	219,000
20,033,250	--	Proceeds from State Revolving Fund Loan	--
1,583,229	1,900,000	Revenue from Green Acres Fund	1,900,000
3,919,112	2,400,000	Reimbursements from other Departments	1,200,000
100,602,374	313,575,000	Additional Revenue Debt	128,140,000
$ 952,032,207	$ 1,021,979,213	Total Revenue	$ 853,530,813
EXPENDITURES		APPROPRIATIONS	
		Sewer Operation and Maintenance	
$ 7,200	$ 44,000	Building and Safety	$ 45,549
184,220	181,000	City Administrative Officer	180,756
357,990	366,000	City Attorney	344,731
358,981	340,000	Environmental Affairs	346,036
154,989	172,000	Finance	120,311
2,971,411	3,270,000	General Services	4,551,500
437,154	430,000	Information Technology Agency	190,465
376,816	351,000	Personnel	336,209
77,136	106,000	Planning	108,129
		Public Works:	
1,018,248	1,018,000	Board Office	1,014,002
89,099,371	91,200,000	Sanitation	95,979,568
468,000	240,000	Liability Claims	240,000
		Wastewater Special Purpose Fund	
34,872,989	37,431,000	Reimbursement of General Fund Costs	41,317,794
		Expense and Equipment	
842,984	--	City Attorney	--
2,276,968	2,105,000	General Services	3,019,108
5,350,989	4,900,000	Sanitation - project related	8,313,000
40,205,383	81,350,000	Sanitation - operation related	70,155,236
16,896,706	16,142,000	Utilities	17,435,187
2,980,800	2,881,000	CWP Billing/Collection Fee	2,900,000
--	--	O&M Reserve	30,888,201
--	--	Insurance Reserve	3,000,000
197,097	2,000,000	Sewer Service Charge Refunds	2,000,000
$ 255,108,281	$ 225,484,000	Subtotal	$ 284,526,064

SCHEDULE 14

SEWER CONSTRUCTION AND MAINTENANCE FUND (Continued)

Actual 2004-05	Estimated 2005-06		Budget 2006-07
		Bond Redemption and Interest	
$ ---	$ 5,050,000	Repayment of State Revolving Fund Loans	$ 5,050,000
4,980,625	2,980,000	Series 1993-D	---
1,361,580	681,000	Series 1994-A	---
1,858,333	4,867,000	Series 1997-A	4,866,363
20,824,880	18,361,000	Series 1998-A and B	14,609,563
3,041,856	3,946,000	Series 1999-C	3,937,875
4,866,930	4,869,000	Series 1999-A	4,867,938
15,131,138	15,889,000	Series 2001 A-D	18,683,000
5,360,850	5,361,000	Series 2002-A	5,360,850
17,503,400	17,506,000	Series 2003-A Subordinate	17,506,400
9,943,131	9,943,000	Series 2003-A	9,943,131
17,543,013	22,834,000	Series 2003-B Subordinate	24,935,406
20,320,913	22,369,000	Series 2003-B	22,255,288
--	9,035,000	Series 2005-A	14,646,088
--	2,360,000	Series 2006-A-D	12,511,500
2,560,756	3,500,000	Commercial Paper	6,600,000
$ 525,300,294	$ 145,365,000	Subtotal	$ 158,651,445
		Sewer Capital*	
$ 474,792	$ 562,000	City Administrative Office	$ 696,590
414,211	457,000	City Attorney	690,118
266,449	265,000	Controller	275,187
1,012,157	1,002,000	General Services	1,016,072
		Public Works:	
1,172,980	1,173,000	Board Office	1,369,355
7,494,236	5,511,000	Contract Administration	7,699,962
34,778,600	38,411,000	Engineering	38,125,809
1,674,066	2,154,000	Sanitation	2,550,947
---	--	Street Lighting	59,773
19,623	--	Street Services	---
69,849	50,000	Transportation	50,514
463,277	497,000	Treasurer	496,130
153,396,529	230,000,000	Capital Improvement Expenditure Program	273,850,000
		Wastewater Special Purpose Fund	
18,013,376	20,021,000	Reimbursement of General Fund Costs	19,792,485
		Expense and Equipment	
80,195	130,000	Contract Administration	271,600
--	363,000	Controller	390,000
3,975,958	4,327,000	General Services	5,392,228
1,896,621	1,982,000	Engineering	1,901,747
1,691,154	4,346,000	Sanitation	4,461,200
1,546,235	1,100,000	Bond Issuance Costs	1,100,000
$ 226,071,449	$ 314,120,000	Subtotal	$ 360,812,384
$ 556,488,994	$ 685,007,000	Total Appropriations	$ 853,030,083
$ 386,543,213	$ 398,072,213	Ending Balance, June 30	$ --

* Capital related expenditures may be made from the Sewer Capital Fund or from any Series Wastewater System Revenue Bonds Construction Fund.

SCHEDULE 15

PARK AND RECREATIONAL SITES AND FACILITIES FUND

A Dwelling Unit Construction Tax is imposed by Ordinance No. 143,205 upon every person who constructs any new dwelling unit in the City. The tax applies to new dwelling units created by new construction or modification of existing structures and also to new mobile home park sites. The rate of tax is $200 per dwelling unit. Funds received from this tax are used exclusively for the acquisition and development of park and recreational sites and facilities.

Actual 2004-05	Estimated 2005-06		Budget 2006-07
		REVENUE	
$ 4,893,348	$ 5,705,195	Cash Balance, July 1	$ 3,895,080
--	--	Less: Prior Year's Unexpended Appropriations	3,895,080
$ 4,893,348	$ 5,705,195	Balance Available, July 1	$ 101
2,413,412	2,550,000	Receipts	2,550,500
$ 7,306,760	$ 8,255,195	Total Revenue	$ 2,550,601
EXPENDITURES		APPROPRIATIONS	
$ 1,345,190	$ 567,000	General Services	$ -
256,364	3,793,000	Capital Improvement Expenditure Program[1]	2,550,601
$ 1,601,554	$ 4,360,000	Total Appropriations	$ 2,550,601
$ 5,705,195	$ 3,895,080	Ending Balance, June 30	$ --

[1] Allocations to specific projects will be provided by the City Administrative Officer in accordance with Council Policy or directive. The City Administrative Officer is further authorized to approve all necessary appropriation documents to implement the allocations to specific projects.

SCHEDULE 16

CONVENTION CENTER REVENUE FUND

Section 8.148 of the Los Angeles Administrative Code establishes the Convention Center Revenue Fund. All revenues derived from the operation of the Convention Center are paid into the fund. Such funds shall be used for the expense of operation, management, maintenance and improvement of the Center.

Actual 2004-05	Estimated 2005-06		Budget 2006-07
		REVENUE	
$ 3,070,498	$ 2,974,741	Cash Balance, July 1	$ 2,034,661
		Less:	
422,949	2,390,000	Customer Deposits and Other Liabilities	2,000,000
$ 3,667,929	$ 34,661	Balance Available, July 1	$ 34,661
21,003,775	22,715,000	Receipts	22,875,000
--	2,000,000	Customer Deposits	--
$ 24,671,704	$ 24,749,661	Total Revenue	$ 22,909,661
EXPENDITURES		APPROPRIATIONS	
$ 20,841,648	$ 20,000,000	Los Angeles Convention Center	$ 21,812,928
--	1,685,000	General Services	1,097,133
13,740	--	Police	--
53,564	--	Public Works Bureau of Sanitation	--
226,321	80,000	Capital Finance Administration Fund	--
$ 21,135,273	$ 22,715,000	Total Appropriations	$ 22,909,661
$ 3,536,431	$ 2,034,661	Ending Balance, June 30	$ --

Note: The projected total receipt of $22.875 million in 2006-07 includes a $2 parking rate increase and anticipated revenue from Staples.

SCHEDULE 17

LOCAL PUBLIC SAFETY FUND

Senate Bill 509 (Chapter 73 of the Statutes of 1993) provided for an allocation of 1/2 cent of the State sales tax to cities and counties for the period July 1, 1993 through December 31, 1993. The electorate approved Proposition 172 on the November, 1993 ballot to extend this allocation.

Funds are allocated to cities in direct proportion to the amount of property taxes shifted from cities to schools in the 1993-94 State Budget less the amount of State Motor Vehicle License fees received on a one-time basis. No city is to receive more than 50 percent of the computed net loss.

Section 5.456 of the Los Angeles Administrative Code establishes the Local Public Safety Fund to receive moneys allocated pursuant to Chapter 6.5 of Division 3 of Title 3 of the Government Code of the State of California. Funds must be expended for public safety (primarily police and fire services).

Actual 2004-05	Estimated 2005-06		Budget 2006-07
		REVENUE	
$ 62	$ 2,511,692	Cash Balance, July 1	$ 5,399,692
33,053,992	37,000,000	Receipts	39,000,000
$ 33,054,054	$ 39,511,692	Total Revenue	$ 44,399,692
		APPROPRIATIONS	
$ 6,000,000	$ 6,000,000	Fire	$ 6,000,000
25,292,362	28,153,000	Police	38,399,692
$ 31,292,362	$ 34,153,000	Total Appropriations	$ 44,399,692
$ 2,511,692	$ 5,358,692	Ending Balance, June 30	$ -

SCHEDULE 18

DEPARTMENT OF NEIGHBORHOOD EMPOWERMENT FUND

The Department of Neighborhood Empowerment was established in 1999 by the new City Charter. Section 5.517 of the Los Angeles Administrative Code establishes the Department of Neighborhood Empowerment Fund. The Fund was created for the deposit and disbursement of funds appropriated to the Department for its operations and for the startup and functioning of neighborhood councils. All costs and expenses incurred in the operation of the Department shall be paid solely from the Fund.

Actual 2004-05	Estimated 2005-06		Budget 2006-07
		REVENUE	
$ 3,310,745	$ 5,733,308	Cash Balance, July 1	$ 8,076,308
7,911,958	8,546,000	General Fund	6,960,661
5,000	--	Other	--
$ 11,240,704	$ 14,279,308	Total Revenue	$ 15,036,969
EXPENDITURES		**APPROPRIATIONS**	
$ 3,780,999	$ 4,210,000	Neighborhood Empowerment	$ 4,361,973
2,279	--	General Services	--
16,227	--	Information Technology Agency	--
		Special Purpose Fund Appropriations	
200,000	--	Outreach RFQ	--
1,000,469	1,973,000	Neighborhood Council Funding Program 2006-07*	10,540,996
117,025	30,000	Other	--
--	--	Neighborhood Empowerment (2007-08)	140,000
$ 5,007,396	$ 6,203,000	Total Appropriations	$ 15,036,969
$ 6,733,308	$ 8,076,308	Ending Balance, June 30	$ --

* For the purpose of the Budget, the Neighborhood Council Funding program shown is an estimate used in arriving at the appropriation. The estimate of the Neighborhood Council Funding Program appropriation is detailed in the Nondepartmental section of the Detail of Department Programs (Blue Book

SCHEDULE 19

STREET LIGHTING MAINTENANCE ASSESSMENT FUND

Section 6.98 of the Los Angeles Administrative Code provides for annual assessments for the maintenance or improvement of street lighting in or along public streets, alleys or other public places in the City. Section 6.118 of the Administrative Code provides that all funds collected shall be placed in the Street Lighting Maintenance Assessment Fund for payment of the expense of maintaining and operating the street lighting system.

Actual 2004-05	Estimated 2005-06		Budget 2006-07
		REVENUE	
$ 30,615,202	$ 28,729,997	Cash Balance, July 1	$ 16,858,997
--	--	Less:	
		Prior Years' unexpended appropriations	8,797,031
$ 30,615,202	$ 28,729,997	Balance Available July 1	$ 8,061,966
		Receipts:	
40,563,515	41,382,000	Assessments	41,897,500
207,619	100,000	Special Assessment 1911 Act	110,000
1,968,360	1,800,000	Public Property Lighting Assessment	1,800,000
465,888	--	Gas Tax reimbursements	--
5,455,324	900,000	Reimbursements from other agencies/funds	900,000
230,801	235,000	Damage Claims	235,000
411,468	400,000	Permits and Fees	400,000
103,902	180,000	Maintenance Agreement receipts	184,200
280,000	219,000	Miscellaneous receipts	211,800
$ 80,329,237	$ 76,846,997	Total Revenue	$ 53,800,591
EXPENDITURES		APPROPRIATIONS	
$ 104,609	$ 97,000	City Clerk	$ 96,600
1,778,177	1,830,000	General Services	1,968,382
109,978	119,000	Information Technology Agency	88,579
		Public Works:	
247,617	266,000	Board Office	261,740
302,308	292,000	Contract Administration	304,100
18,915,538	18,456,000	Street Lighting	19,273,260
8,137,790	9,150,000	Capital Improvement Expenditure Program	7,940,000
42,936	90,000	Liability Claims	90,000
		Special Purpose Fund Appropriations	
--	101,000	County Collection Charges	100,500
--	123,000	CDBG Funded Projects	--
17,028,488	17,036,000	Energy and Maintenance	14,336,000
9,915	--	Office and Administrative Expense	--
61,946	50,000	Official Notices	30,000
4,043,794	6,566,000	Reimbursement of General Fund Costs	7,047,250
1,150,544	2,800,000	Tree Trimming	2,000,000
--	193,000	Unallocated	440,000
$ 51,600,240	$ 57,882,000	Total Appropriations	$ 53,830,591
$ 28,729,997	$ 18,858,997	Ending Balance, June 30	$ --

SCHEDULE 20

TELECOMMUNICATIONS LIQUIDATED DAMAGES AND LOST FRANCHISE FEES FUND - TELECOMMUNICATIONS DEVELOPMENT ACCOUNT

Section 5.97 of the Los Angeles Administrative Code (LAAC) established the Telecommunications Liquidated Damages and Lost Franchise Fees Fund which receives all monies collected from cable television franchise holders as liquidated damages and franchise fees lost to the City due to unexcused delays in the construction or activation of cable systems. An amendment to the LAAC approved February 21, 1986, established a Telecommunications Development Account within the Fund. The Account receives the two percent (2%) increase in franchise fee payments from cable television and other telecommunications franchise holders, effective May 7, 1987, when the franchise fee was raised from three percent (3%) to five percent (5%) of gross revenues. Monies from this Account may be used for public, educational and municipal access programming and other telecommunications uses in the City, such as funding the costs of the Information Technology Agency.

Actual 2004-05	Estimated 2005-06		Budget 2006-07
		REVENUE	
$ 4,241,200	$ 3,198,082	Cash Balance, July 1	$ 5,150,584
--	--	Less: Prior Year's Unexpected Appropriations	730,143
$ 4,241,200	$ 3,198,082	Balance Available, July 1	$ 4,420,361
9,702,503	11,000,000	Receipts	9,000,000
4,701,184	1,470,572	Less Transfer to General Fund	5,363,735
$ 9,202,533	$ 13,025,504	Total Revenue	$ 8,056,626
EXPENDITURES		APPROPRIATIONS	
$ 203,952	$ 208,000	City Attorney	$ 230,444
330,178	220,000	General Services	353,237
2,167,217	2,908,000	Information Technology Agency	2,812,634
		Special Purpose Fund Appropriations	
555,000	555,000	Grants to Third Parties (Citywide Access Corporation)	555,000
351,424	555,000	Cable Franchise Renewal Program	1,000,000
12,256	330,000	Cable Rate Regulation Program	285,000
6,000	–	Webcasting Hardware and Software Maintenance	--
3,919	--	Upgrade of Internet Connectivity	--
1,468,730	1,500,000	L.A. CityView 35 Operations	1,589,756
5,797	--	Municipal Access Expense and Equipment	--
77,266	--	Technology Infrastructure	--
925,510	1,572,000	Reimbursement of General Fund Costs	1,747,691
$ 6,105,451	$ 7,870,000	Total Appropriations	$ 8,056,626
$ 3,198,082	$ 5,150,504	Ending Balance, June 30	$ --

SCHEDULE 21

OLDER AMERICANS ACT FUND

The Older Americans Act provides funds for the operation of the Area Plan for the Aging administered by the Department of Aging, an Area Agency on Aging. The Elderly Victimization, Prevention and Assistance Project, a crime prevention program for the elderly is funded under Section 308 of the Older Americans Act.

This schedule reflects the receipt and appropriation of funds for the Department of Aging. Other Older Americans Act funds are expended outside the City Budget directly from the Older Americans Act Grant Fund, as authorized by the Mayor and Council.

Actual 2004-05	Estimated 2005-06		Budget 2006-07
		REVENUE	
$ 1,977,263	$ 1,569,000	Receipts	$ 1,594,186
1,424,002	--	Transfer from General Fund	--
$ 3,401,265	$ 1,569,000	Total Revenue	$ 1,594,186
EXPENDITURES		APPROPRIATIONS	
$ 1,977,263	$ 1,569,000	Aging	$ 1,594,186
		Special Purpose Fund Appropriations	
(502)	--	Older Americans Services and Information Systems	--
(525)	--	Escape and Helen Thomas Multipurpose Center	--
1,425,089	--	In-Home Meals to Senior Citizens*	--
$ 3,401,265	$ 1,569,000	Total Appropriations	$ 1,594,186
$ --	$ --	Ending Balance, June 30	$ --

* Funding provided in the General City Purposes budget for these programs was transferred to the Older Americans Act Fund by Ordinance in 2004-05

SCHEDULE 22

WORKFORCE INVESTMENT ACT

On July 1, 2000, the Workforce Investment Act (WIA) replaced the federally-funded Job Training and Partnership Act (JTPA). The WIA provides funds for employment and training opportunities for disadvantaged residents and dislocated workers of the City. This schedule reflects the receipt and appropriation of funds for the administrative budget of the new training and job development program. Other funds are expended outside the City Budget directly from the Workforce Investment Act Trust Fund, as authorized by the Mayor and Council.

Actual 2004-05[1]	Estimated 2005-06[2]		Budget 2006-07[2]
		REVENUE	
$ 17,080,326	$ 14,956,030	Receipts	$ 12,568,951
$ 17,080,326	$ 14,956,030	Total Revenue	$ 12,568,951
EXPENDITURES		APPROPRIATIONS	
$ 116,499	$ 116,000	City Attorney	$ 117,546
11,897,746	8,010,000	Community Development	8,056,828
46,084	49,000	Controller	50,321
228,199	225,000	Information Technology Agency	--
134,509	82,000	Mayor	69,572
--	--	Personnel	--
		Special Purpose Fund Appropriations	
4,705,376	4,071,000	Reimbursement of General Fund Costs	3,671,669
(66,554)	1,302,000	Leases and Rent [3]	742,111
$ 17,060,359	$ 14,956,030	Total Appropriations	$ 12,568,951
$ --	$ --	Ending Balance, June 30	$ --

[1] The dollar amounts shown reflect combined expenditures for both administration (Adopted Budget) and program costs (off budget amounts). The City's financial system does not differentiate between administrative and program expenditures.

[2] The dollar amounts shown reflect departmental allocations for administration expenses only.

[3] The Department of General Services was responsible for payment of the Community Development Department's (CDD) lease costs. Beginning the 2002-03 Adopted Budget shifted the appropriation out of the Department of General Services and to the corresponding Departments. The Controller shall transfer $742,111 from the Leases and Rent line item and appropriate therefrom to Fund 10922, Account 6030 on July 1, 2006.

SCHEDULE 23

RENT STABILIZATION TRUST FUND

Fees for the registration of rental units and other charges collected under the Rent Stabilization Ordinance, Section 151 of the Los Angeles Municipal Code are deposited in the Rent Stabilization Trust Fund. Receipts are used exclusively for rent regulation within the City. The Fund is administered by the Los Angeles Housing Department.

Actual 2004-05	Estimated 2005-06		Budget 2006-07
		REVENUE	
$ 2,742,569	$ 3,428,950	Cash Balance, July 1	$ 5,372,950
	--	Less Prior Years' Unexpended Appropriations	1,107,986
$ 2,742,569	$ 3,428,950	Balance Available, July 1	$ 4,264,964
--		Loan repayment from other funds	--
9,302,389	12,020,500	Receipts*	12,624,000
15,507	10,000	Other	--
$ 12,060,465	$ 15,467,960	Total Revenue	$ 16,888,964
EXPENDITURES		APPROPRIATIONS	
$ 127,095	$ 324,000	City Attorney	$ 386,000
8,464,558	7,075,000	Housing	8,016,649
28,522	--	Information Technology Agency	--
		Special Purpose Fund Appropriations:	
1,738,076	2,322,000	Reimbursement of General Fund Costs	2,636,043
294,375	270,000	Fair Housing	270,000
--	154,000	Unallocated*	4,861,312
$ 8,631,515	$ 10,095,000	Total Appropriations	$ 16,888,964
$ 3,428,950	$ 5,372,950	Ending Balance, June 30	$ --

* Billing cycle is on calendar year, not fiscal year. The majority of fees are collected in the last half of the fiscal year (January-June), which results in an unallocated balance on June 30th. This balance funds programs between July-December of the following fiscal year.

SCHEDULE 24

ARTS AND CULTURAL FACILITIES AND SERVICES TRUST FUND

Section 5.115.4 of the Los Angeles Administrative Code establishes the Arts and Cultural Facilities and Services Trust Fund. The Fund shall receive an amount equal to one percent of the total cost of all construction, improvement or remodeling work for each public works capital improvement project undertaken by the City in compliance with the City's Public Works Improvement Arts Program. Also, an amount from the City's General Fund equivalent to the amount which would be derived from a Transient Occupancy Tax imposed at the rate of up to one percent shall be placed in the Fund. Expenditures from the Fund shall be exclusively for: (1) acquisition or placement of publicly accessible works of art; (2) acquisition or construction of arts and cultural facilities; (3) the providing of arts and cultural services; (4) restoration or preservation of existing works of art; (5) the City's costs of administering the Public Works Improvement Arts Program; and, (6) support to programs and operations of the Cultural Affairs Department.

Actual 2004-05	Estimated 2005-06		Budget 2006-07
		REVENUE	
$ 1,004,521	$ 1,036,041	Cash Balance, July 1	$ 1,451,841
		Receipts:	
4,395	50,000	1% Charge City Capital Improvement Projects	50,000
8,180,000	9,431,000	General Fund	10,277,000
90,697	64,000	Interest	57,000
145,414	--	Miscellaneous	--
$ 10,390,007	$ 10,581,041	Total Revenue	$ 11,785,841
EXPENDITURES		**APPROPRIATIONS**	
$ 7,770,916	$ 8,210,000	Cultural Affairs	$ 8,415,600
21,000	--	General Services	--
--	--	City Municipal Facilities	1,352,000
--	--	General City Purposes	155,500
		Special Purpose Fund Appropriations	
628,917	--	Other	--
1,133,316	907,000	Reimbursement of General Fund Costs	1,878,241
$ 9,354,166	$ 9,100,000	Total Appropriations	$ 11,785,841
$ 1,035,841	$ 1,481,041	Ending Balance, June 30	$ --

SCHEDULE 25

ARTS DEVELOPMENT FEE TRUST FUND

Section 5.346 of the Los Angeles Administrative Code establishes the Arts Development Fee Trust Fund. The owners of a non-residential development project over $500,000 in value shall pay a fee not exceeding one percent of the total value of work and construction authorized by the building permit. The fee is used to provide cultural and artistic facilities, services and community amenities for the project. If private facilities, services and community amenities for cultural and artistic purposes are provided in the proposed development project, then a dollar-for-dollar credit may be granted against the Arts Development Fee.

Actual 2004-05	Estimated 2005-06		Budget 2006-07
		REVENUE	
$ 677,362	$ 1,649,383	Cash Balance, July 1	$ 614,383
		Receipts:	
1,748,762	1,634,000	Arts Development Fee	1,350,000
533,365	--	Other	--
17,003	26,000	Interest	30,000
$ 2,976,512	$ 3,311,383	Total Revenue	$ 1,994,383
EXPENDITURES		**APPROPRIATIONS**	
$ 1,101,037	$ 1,376,000	Cultural Affairs	$ 1,393,191
		Special Purpose Fund Appropriations	
--	368,505	Reserve for Refunds	316,505
228,192	833,388	Other	--
--	--	Reimbursement of General Fund Costs	284,627
$ 1,329,229	$ 2,697,000	Total Appropriations	$ 1,994,383
$ 1,647,283	$ 614,383	Ending Balance, June 30	$ --

SCHEDULE 26

PROPOSITION A LOCAL TRANSIT ASSISTANCE FUND

Public Utilities Code Section 130350 provides that the Los Angeles County Transportation Commission may adopt a sales tax within the County, provided that it is approved by a majority of the electors. In 1980, the voters in Los Angeles County approved the imposition of an additional one-half cent sales tax to (a) improve and expand existing public transit Countywide, including reduction of transit fares, (b) construct and operate a rail rapid transit system, and (c) more effectively use State and Federal funds, benefit assessments, and fares. The City receives an allocation from a 25 percent share of the revenue collected, based on the City's percentage share of the population of Los Angeles County. Thirty-five percent of the proceeds are allocated to the Los Angeles County Transportation Commission for construction and operation of a rail system and 40 percent is allocated to the Commission for public transit purposes.

Actual 2004-05	Estimated 2005-06		Budget 2006-07
		REVENUE	
$ 78,970,033	$ 92,735,359	Cash Balance, July 1	$ 93,775,358
--	--	Less: Prior Year's Unexpended Appropriations	--
$ 78,970,033	$ 92,735,359	Balance Available, July 1	$ 93,775,358
58,312,005	59,846,000	Receipts	61,494,182
24,252,070	30,963,000	Fund Exchange/Matching Funds - Reimbursement for Other Agencies	36,355,456
1,151,574	1,600,000	Rail Transit Facilities Reimbursements	1,402,000
6,212,870	6,225,000	Farebox Revenue	6,305,003
1,352,222	1,600,000	Transit Sales	1,500,500
248,304	325,000	MTA Bus Passes	360,000
98,760	(302,000)	Miscellaneous Receipts	--
(5,594)	--	Cash Adjustments	--
2,359,961	2,246,000	Interest	2,458,156
$ 170,917,904	$ 202,336,359	Total Revenue	$ 168,306,035
EXPENDITURES		APPROPRIATIONS	
$ 248,153	$ 351,000	Aging	$ 306,092
74,926	97,000	Controller	93,726
80,605	90,000	Council	89,000
349,120	--	Fire	--
56	--	General Services	--
92,330	--	Police	--
		Public Works:	
55,006	55,000	Board Office	57,142
482,399	540,000	Contract Administration	577,194
297,756	444,000	Engineering	504,036
127,756	170,000	Street Lighting	174,719
2,029,721	2,230,000	Street Services	2,253,939
5,350,773	5,252,000	Transportation	5,974,034
		Special Purpose Fund Appropriations:	
		City Transit Service	
79,296	--	Bunker Hill (Downtown Rail Car) Trolley	--
309,169	300,000	City Hall Shuttle	354,000
10,125,166	11,620,000	Commuter Express	12,112,000
104,710	100,000	Commuter Transportation Implementation Plan	124,700
7,961,654	10,000,000	Dash - Central City	8,229,000
4,347,742	5,400,000	Dash - Community DASH Area 1	6,500,000
5,189,747	6,432,000	Dash - Community DASH Area 2	8,200,000
3,508,057	6,999,000	Dash - Community DASH Area 3	6,820,000
893,008	5,224,000	Dash - Community DASH Area 4	5,027,500
--	--	Dash - Community DASH Area 5	5,451,000
1,398,965	2,220,000	Dash - Chester/Mid Square/Vermont Metro	--
2,511,082	--	Dash - Pico Union/Echo Park & El Sereno/City Terrace	--
165,770	131,000	Dash - San Pedro Electric Trolley	--
--	583,000	Dash - San Pedro	--
838,802	1,227,000	Dash - Watts	--
735,265	1,329,000	Dash - Wilmington	--
--	--	Fuel Reimbursement	1,500,000
931,353	1,334,000	Marketing - City Transit Programs	1,190,000

SCHEDULE 26

PROPOSITION A LOCAL TRANSIT ASSISTANCE FUND (Continued)

Actual 2004-05	Estimated 2005-06		Budget 2006-07
$ --	$ 325,000	Reimbursement for MTA Bus Pass Sales	$ 250,000
65,300	305,000	Support Services for MTA	85,000
--	110,000	Transit Education	110,000
22,604	37,000	Transit Sign Production and Installation	37,000
462,764	600,000	Transit Stops	460,000
		Specialized Transit	
23,720	68,000	Automated Paratransit System	250,000
3,671,727	4,763,000	Cityride, Valley/Central LA (Areas 1 and 2)	6,500,000
1,402,304	2,772,000	Cityride, Crenshaw/Wilshire/Harbor (Area 3)	2,070,000
10,251,543	11,475,000	Cityride Subs	14,000,000
3,341,831	3,493,000	Metrocruise Cruise Shuttles	3,660,500
1,034,342	1,272,000	Paratransit Program Coordination Services	1,300,000
2,326,425	3,358,000	Senior/Youth Transportation Charter Bus Program	3,250,000
		Transit Facilities	
13,604	5,789,000	Bus Inspection Facility	--
--	5,278,000	Community DASH Expansion	1,645,000
--	48,000	Community DASH Maintenance Yard	--
--	--	Commuter Express Hybrid Electric Demonstration Project	600,000
--	388,000	DASH Northridge Vehicle Purchase	--
355,680	11,000	DASH Propane Leak Detection System	
--	3,327,000	Fleet Replacement - Community DASH	--
--	1,275,000	Fleet Replacement - Cityride	--
1,322,673	--	Commuter Express Refurbishment	--
148,038	364,000	Commuter Express Preventive Trans.	--
--	100,000	Pre/Post Feasibility Expenditures for Transit Capital	100,000
--	--	Transit Bureau Data Management System	300,000
--	--	Transit Safety/Security Notification System	131,000
		Rail Transit Facilities	
--	250,000	Beverly Avenue Bus Terminal	--
--	300,000	Cal State Los Angeles Transit Center	--
-	2,500,000	Eastside Light Rail Extension	--
--	3,500,000	Exposition Light Rail	--
3,112	3,317,000	Metro Rail Annual Work Program	3,275,000
--	100,000	Metrolink Crossing Improvement	100,000
--	2,500,000	Orange Line	--
1,402,698	--	Pasadena Gold Line Annual Work Program	--
261,273	--	Pasadena Gold Line Project Manager	--
--	1,000,000	Red Line Extending Study	--
--	150,000	Warner Center Transit Hub	--
		Transit Facilities	
1,002,230	1,356,000	Transit Facility Security and Maintenance	1,000,000
2,306	--	Chatsworth Depot Tenant Improvement	--
--	800,000	Encino Park and Ride	450,000
		Support Programs	
20,136	6,000	Accounting Integrated Reporting System	10,000
16,282	31,000	Memberships and Subscriptions	30,000
83,727	786,000	Rail and Transit Work Order Tracking	--
2,472,162	3,198,000	Reimbursement of General Fund Costs	5,350,363
27,555	50,000	Technology and Communications Equipment	60,000
--	115,000	Traffic Asset Management System (TAMS)	1,033,481
114,000	240,000	Transit and Taxi Operation Consultant	300,000
665,623	--	Transit Needs Assessment	--
34,886	93,000	Travel and Training	20,000
43,390	2,840,000	Universal Fare System	--
--	--	Reserve for Future Transit Capital and Service	53,540,477
--	10,170,000	Unallocated Balance (Website Resurfacing)	--
$ 78,182,349	$ 142,565,000	Total Appropriations	$ 169,720,036
$ 52,735,359	$ 50,775,395	Ending Balance, June 30	$ -

SCHEDULE 27

PROPOSITION C ANTI-GRIDLOCK TRANSIT IMPROVEMENT FUND

Public Utilities Code Section 130356 provides that the Los Angeles County Transportation Commission may adopt a sales tax within the County, provided that it is approved by a majority of the electors. In 1990, the voters in Los Angeles County approved the imposition of an additional one-half cent sales tax to improve transit service and operations, reduce traffic congestion, improve air quality, efficiently operate and improve the condition of streets and freeways utilized by public transit, and reduce foreign fuel dependence.

The City receives funds from a 20 percent share of the revenues collected based on a per capita allocation. Funds may be used for public transit, paratransit, and repairing and maintaining streets used by public transit.

Actual 2004-05	Estimated 2005-06		Budget 2006-07
		REVENUE	
$ 19,254,993	$ 15,080,590	Cash Balance, July 1	$ 22,766,314
36,257,983	48,220,040	Receipts	52,031,050
4,685,410	10,000,000	Matching Funds - Reimbursement	19,400,000
72,468	534,082	Reimbursements - Other Agencies	500,000
48,764	564,604	Other Miscellaneous Revenue	650,000
--	16,402,056	Interest, Transfer from Transportation Grant Fund	2,000,000
1,811,534	1,200,000	Interest	1,249,281
$ 62,131,142	$ 96,061,314	Total Revenue	$ 97,136,564
EXPENDITURES		APPROPRIATIONS	
$ 50,050	$ 53,000	City Administrative Officer	$ 55,240
140,700	168,000	City Attorney	170,000
155,000	156,000	Mayor	157,000
52,417	--	Planning	--
		Public Works:	
7,426	11,000	Contract Administration	140,000
3,340	--	Engineering	--
49,108	81,000	Street Lighting	83,620
11,000,000	11,000,000	Street Services	11,000,000
6,405,864	6,940,000	Transportation	6,778,865
661,597	2,791,000	Capital Improvement Expenditure Program	400,000
		Special Purpose Fund Appropriations:	
		Rail Transit Facilities	
--	--	Exposition Light Rail Extension	4,000,000
73,639	--	Metro Rail Annual Work Program	--
662,567	--	Metrolink Station - Van Nuys	--
		Transportation Demand Management System	
--	30,000	Bicycle Programs	35,000
500,000	500,000	L. A. Neighborhood Initiative	500,000
287,307	250,000	Student Bike and Transit Education	250,000
--	30,000	Caltrans Maintenance	30,000
		Operating Programs	
165,731	944,000	Railroad Crossing Program	600,000
		Support Programs	
--	4,000,000	Bridge Support	2,000,000
122,719	--	Downtown Street Study	--
70,000	--	Environmental Studies	50,000
--	50,000	Financial Consultant Services	50,000
--	--	MTA Debt Service	2,355,000
39,495	--	Project Development Database	--
2,784,087	3,830,000	Reimbursement of General Fund Costs	5,261,516
--	--	Second Street Widening	500,000
--	1,200,000	Traffic Asset Management System (TAMS)	1,998,254
22,138	84,000	Technology and Communications Equipment	100,000
--	600,000	Temple Street Widening	--
18,345,355	40,000,000	Transportation Grant Fund Work Program	57,270,043
13,790	5,000	Training and Travel	10,000
6,225	6,000	Trustee Bond Services	7,000
--	1,000,000	US Highway 101 Corridor Congestion Relief Projects	--
$ 41,850,062	$ 73,335,000	Total Appropriations	$ 97,136,564
$ 20,280,080	$ 22,766,314	Ending Balance, June 30	$ --

SCHEDULE 28

CITY EMPLOYEES RIDESHARING FUND

Section 5.344 of the Los Angeles Administrative Code establishes the City Employees Ridesharing Fund. All employee parking monies collected shall be deposited in the City Employees Ridesharing Fund. All monies deposited in the Fund shall be used to pay the costs, exclusive of salaries, incurred in the City employee ridesharing program to provide for ridesharing enhancements that reduce City employee private vehicle usage in commuting to and from work. The Fund is administered by the Personnel Department. In accordance with the implementation of the Memorandum of Understanding on parking and commute options, since 2000-01, revenues have included increases in parking fees, vanpool fares, and retention in the Fund of the $250,000 previously deposited in the General Fund. Further, appropriations have included an increase in the transit subsidy from a maximum of $15 per month to $50 per month.

Actual 2004-05	Estimated 2005-06		Budget 2006-07
		REVENUE	
$ 19,371	$ 85,400	Cash Balance, July 1	$ 409
2,675,015	2,847,500	Receipts	2,782,658
30,360	7,400	Interest	9,500
$ 2,804,746	$ 2,940,400	Total Revenue	$ 2,791,967
EXPENDITURES		APPROPRIATIONS	
$ 305,481	$ 493,000	General Services	$ 403,604
2,502,866	2,457,000	Personnel	2,388,363
$ 2,808,347	$ 2,950,000	Total Appropriations	$ 2,791,967
$ 96,409	$ 409	Ending Balance, June 30	$ --

SCHEDULE 29

ALLOCATIONS FROM OTHER GOVERNMENTAL AGENCIES AND OTHER SOURCES

The City receives funds from private agencies, citizens, and various County, State and Federal programs for engineering design, fire protection, acquiring rights of way, construction, and for various other programs. These funds are deposited into various special funds that are managed by City departments. Appropriations to departments are authorized based on the criteria in which the funds are received.

Actual 2004-05	Estimated 2005-06		Budget 2006-07
		REVENUE	
		Receipts:	
$ 98,652	$ 84,000	AB 2000 Senior Services Grant	$ 85,624
2,023,309	796,000	Animal Shelter General Obligation Bond Fund	--
295,914	--	ATSAC Trust Fund	--
--	--	Bicycle License Fund	82,310
3,998,410	--	Building and Safety Special Services Fund	--
134,616	143,000	Bus Bench Advertising Fund	145,338
262,174	271,000	Business Improvement Trust Fund	269,579
2,791,571	4,718,000	City Planning Systems Development Fund	5,209,598
295,740	260,000	Coastal Transportation Corridor Trust Fund	289,704
--	--	Cultural Affairs Trust Fund	136,000
1,493,593	1,641,000	Curbside Recycling Trust Fund	1,640,633
305,009	--	Engineering Special Services Fund	--
264,488	207,000	Environmental Affairs Trust Fund	--
4,024,925	1,492,000	Fire Facilities General Obligation Bond Fund	--
636,903	637,000	Fire Hydrant Installation and Main Replacement Fund	636,903
126,303	265,000	First and Broadway Child Care Fund	156,162
--	--	General Services Trust	358,786
40,670	68,000	Integrated Solid Waste Management Fund	2,487,872
--	--	Judgment Obligation Bond Proceeds	1,950,333
1,283,134	868,000	Library Facilities General Obligation Bond Fund	--
576,831	576,000	Pershing Square Project	570,000
143,767	140,000	Proposition K	--
5,256,224	1,454,000	Public Safety General Obligation Fund	--
300,000	--	Seismic Bond Reinforcement Fund	--
58,467	66,000	Street Banners Trust Fund	63,946
3,026,623	517,000	Subventions and Grants	--
2,889	271,000	Targeted-Destination Ambulance Services Fund	--
1,862,169	--	UDAG Miscellaneous Revenue	343,806
336,694	512,000	Used Oil Collection Fund	512,377
109,690	160,000	Ventura/Cahuenga Boulevard Corridor Specific Plan Revenue Fund	687,150
--	--	Warner Center Transportation Trust Fund	88,755
61,524	--	Welfare to Work	--
--	--	West LA Transportation Improvement and Mitigation	86,524
3,963,269	--	Youth Opportunities Movement	--
$ 34,732,788	$ 15,212,000	Total Revenue	$ 15,025,576
EXPENDITURES		**APPROPRIATIONS**	
$ 98,652	$ 84,000	Aging	$ 85,624
237,464	220,000	Animal Services	--
3,998,410	--	Building and Safety	--
113,061	--	City Administrative Officer	--
76,421	--	City Attorney	--
262,164	271,000	City Clerk	269,579
128,303	265,000	Commission on Children, Youth and Families	196,162
5,597,014	--	Community Development	--
--	--	Cultural Affairs	136,000
86,224	--	Emergency Preparedness	--
264,906	250,000	Environmental Affairs	--
1,754,182	1,711,000	Fire	636,903
76	--	General Services	358,786
877,919	--	Information Technology Agency	--

SCHEDULE 29

ALLOCATIONS FROM OTHER GOVERNMENTAL AGENCIES AND OTHER SOURCES (Continued)

Actual 2004-05	Estimated 2005-06		Budget 2006-07
$ 1,896,790	$ 3,262,000	Planning	$ 3,076,759
629,080	--	Police	--
		Public Works	
704,873	704,000	Bond Office	--
2,732,469	3,158,000	Contract Administration	--
6,884,671	--	Engineering	--
1,736,610	2,241,000	Sanitation	2,426,662
82,264	140,000	Street Lighting	--
2,775,210	200,000	Street Services	297,284
599,000	880,000	Transportation	1,156,662
576,831	578,000	Capital Finance Administration	570,590
--	--	Judgment Obligation Bond Debt Service	1,195,333
--	--	Unappropriated Balance	2,608,000
		Special Purpose Fund Appropriation:	
--	--	Administration - Bicycle License Fees	52,219
--	--	Loans Payments*	343,606
3,781,465	1,461,000	Reimbursement of General Fund Costs	1,232,838
$ 34,732,790	$ 15,212,000	Total Appropriations	$ 15,026,193
$ --	$ --	Ending Balance, June 30	$ --

* The Controller shall transfer $343,606 from the Loans Payment Fee fund and appropriate the amount to the Community Development Fund 100/22 Account 6030 on July 1, 2006

SCHEDULE 30

CITY ETHICS COMMISSION FUND

Section 5.340 of the Los Angeles Administrative Code establishes a special trust fund known as the City Ethics Commission Fund in compliance with Section 711 of the City Charter. All appropriations to finance any of the operations of the City Ethics Commission shall be placed in the Fund. All salaries and other expenses of the City Ethics Commission shall be paid from the Fund. Charter Section 711 requires that funds for the Commission shall be appropriated at least one year in advance of each subsequent fiscal year. The Fund shall be administered by the City Ethics Commission at its discretion.

Actual 2004-05	Estimated 2005-06		Budget 2006-07
		REVENUE	
$ 57,222	$ 470,395	Cash Balance, July 1	$ 500,398
2,115,009	2,168,000	General Fund	2,339,705
$ 2,172,231	$ 2,638,395	Total Revenue	$ 2,840,103
EXPENDITURES		APPROPRIATIONS	
$ 1,701,832	$ 2,138,000	Ethics Commission	$ 2,709,659
...	--	Special Purpose Fund Appropriations Ethics Commission (2007-08)	130,444
$ 1,701,832	$ 2,138,000	Total Appropriations	$ 2,840,103
$ 470,399	$ 500,395	Ending Balance, June 30	$ --

SCHEDULE 31

STAPLES ARENA TRUST FUND

The Staples Sports Arena is a sports and entertainment complex located adjacent to the Los Angeles Convention Center. The City entered into various agreements with the Arena Developer to advance approximately $70 million towards the Project. Pursuant to the GAP Funding Agreement between the City and the Developer, the Developer is obligated to fully offset the City's costs for debt service on the bonds issued for the Arena, reimbursement for property conveyed to the Developer, and compensation for loss of interest earnings on cash advanced toward the Project. The Agreement specifies certain credits that will offset the Developer's obligations to the City. This schedule records all cash payments received from the Developer and tracks the reimbursements to the General Fund. All unallocated funds are carried forward as a cash balance (credit) towards the obligation for the following year.

Actual 2004-05	Estimated 2005-06		Budget 2006-07
		REVENUE	
$ 2,273,720	$ 489,614	Cash Balance, July 1	$ 800,614
2,826,859	3,600,000	Admissions Fee	3,600,000
70,838	80,000	Interest	80,000
...	603,000	Reimbursement from LA Arena Land Company, Inc.	--
$ 5,271,467	$ 4,772,614	Total Revenue	$ 4,480,614
EXPENDITURES		**APPROPRIATIONS**	
$ 3,071,853	$ 3,972,000	Capital Finance Administration	$ 3,968,307
--	--	Special Purpose Fund Appropriations Unallocated	512,307
$ 3,071,853	$ 3,972,000	Total Appropriations	$ 4,480,614
$ 489,614	$ 800,614	Ending Balance, June 30	$ --

SCHEDULE 32

PROCUREMENT REENGINEERING TRUST FUND

The Procurement Reengineering Trust Fund was established in FY 1999-00 to show appropriations and expenditures that are related to the Procurement Reengineering Project (PRIMA). PRIMA was established in October 1998. The project will improve the City's purchasing, receiving, inventory management and accounts payable processes. In addition to the monies in this Fund, the PRIMA project was given authority to utilize up to $12 million in a line of credit through a Master Lease Agreement approved by the Mayor and Council on December 3, 1998 (C. F. 94-0612 - S8). The Procurement Reengineering Trust Fund continues to be used to support activities related to the improvement of the Supply Management System. The balance of the Trust Fund will be transferred to the General Fund sometime in the future.

Actual 2004-05	Estimated 2005-06		Budget 2006-07
		REVENUE	
$ 312,497	$ 385,331	Cash Balance, July 1	$ 331
		Receipts:	
11,783	12,000	Interest	--
252,773	250,000	Miscellaneous	--
$ 577,053	$ 647,331	Total Revenue	$ 331
EXPENDITURES		APPROPRIATIONS	
$ 191,022	$ 191,000	General Services	$ --
		Special Purpose Fund Appropriation:	
700	456,000	PRIMA Project Costs	331
$ 191,722	$ 647,000	Total Appropriations	$ 331
$ 385,331	$ 331	Ending Balance, June 30	$ --

SCHEDULE 33

SPECIAL POLICE COMMUNICATIONS/911 SYSTEM TAX FUND

On November 3, 1992 the voters approved the imposition of a special tax to repay bonds, not to exceed $235 million, issued to finance improvements to the police communications system, which includes the 911 system for fire and police emergency calls. The special tax is imposed on each parcel, improvement to property, and use of property. The special tax is to be imposed for a period not greater than 20 fiscal years, commencing with the 1993-94 fiscal year. The proceeds of the special tax are deposited in the Special Police Communications/911 System Tax Fund in accordance with Section 21.15.6 of the Los Angeles Municipal Code.

Actual 2004-05	Estimated 2005-06		Budget 2006-07
		REVENUE	
$ 9,699,067	$ 5,494,946	Cash Balance, July 1	$ 7,519,946
17,947,981	21,500,000	Special Police Communications/911 System Tax	18,336,976
485,139	300,000	Interest	200,000
$ 28,094,987	$ 27,294,946	Total Revenue	$ 26,056,922
EXPENDITURES		**APPROPRIATIONS**	
$ 27,500	$ 29,000	City Administrative Officer	$ 30,025
303,000	325,000	City Clerk	324,257
		Special Purpose Fund Appropriations	
..	..	Arbitrage Rebate	...
12,000	20,000	Bond Administration	20,000
..	50,000	Insurance	50,000
21,432,022	10,077,000	Lease Payments	21,241,600
..	..	Lease Reserve*	3,500,000
..	..	Loss Reserve	300,000
1,113,419	674,000	Reimbursement of General Fund Costs	485,308
$ 22,600,041	$ 19,775,000	Total Appropriations	$ 26,056,922
$ 5,494,946	$ 7,519,946	Ending Balance, June 30	$ ...

For the purposes of the Budget, "Total Appropriations" is considered the appropriated item to pay lease payments, insurance premiums and deductibles, bond administration and other expenses required by the lease agreement securing the bonds, as well as to reimburse related City expenses as provided for in the tax ordinance. The City Administrative Officer is authorized to make payments for lease payments, insurance loss expenses, and other bond administration expenses, and to reimburse the General Fund for departmental related costs. The details printed above are estimates used in arriving at the total appropriation and are not to be considered as separate items of appropriations. They are presented solely for information.

* Includes funding for tax delinquency coverage, Treasury fees and reserve for tax refunds.

SCHEDULE 34

LOCAL TRANSPORTATION FUND

Funds from one-fourth of one percent of the sales tax are used for local transportation purposes in accordance with the State Public Utilities Code (see Sections 99231, claim for area's apportionment, and 99233, apportionment of fund priorities). Funds are allocated by the local transportation planning agency for a balanced transportation program for bicycle and pedestrian facilities.

Actual 2004-05	Estimated 2005-06		Budget 2006-07
		REVENUE	
$ 3,090,498	$ 4,683,031	Cash Balance, July 1	$ 2,560,031
..	..	Less: Prior Year's Unexpended Appropriations	872,125
$ 3,090,498	$ 4,683,031	Balance Available, July 1	$ 1,687,706
1,854,860	2,031,360	Receipts	2,247,653
140,611	176,000	Interest	132,000
$ 5,085,969	$ 6,890,391	Total Revenue	$ 4,077,359
EXPENDITURES		APPROPRIATIONS	
$ 52,500	$ ..	Transportation	$ 17,294
1,353,928	4,322,360	Capital Improvement Expenditure Program	4,060,065
$ 1,215,928	$ 4,322,360	Total Appropriations	$ 4,077,359
$ 4,683,031	$ 2,560,031	Ending Balance, June 30	$ ..

SCHEDULE 35

MAJOR PROJECTS REVIEW TRUST FUND

Section 5.401 of the Los Angeles Administrative Code (LAAC) establishes the Major Projects Review Trust Fund. The Fund is administered by the Planning Department to provide necessary staffing, expense and equipment for any project for which planning or processing of requests for entitlements will severely impact departmental resources.

A separate account shall be established for each major project. All amounts received from developers under Supplemental Fee Agreements, as defined in Section 5.409 of the LAAC, shall be placed in the account established for that major project.

Actual 2004-05	Estimated 2005-06		Budget 2006-07
		REVENUE	
$ 4,134,324	$ 3,035,645	Cash Balance, July 1	$ 1,643,845
2,313,192	2,200,000	Receipts	1,000,000
129,822	75,000	Interest	90,000
$ 6,576,338	$ 5,310,645	Total Revenue	$ 2,733,845
EXPENDITURES		**APPROPRIATIONS**	
$ 506,457	$ 884,000	Building and Safety	$ --
99,658	84,000	City Attorney	--
453,039	470,000	Planning	--
407,942	390,000	Bureau of Contract Administration	--
191,448	386,000	Bureau of Engineering	--
38,170	41,000	Bureau of Street Lighting	--
198,044	372,000	Transportation	--
		Special Purpose Fund Appropriations	
--	--	Playa Vista	1,600,000
--	--	Reserve for Unanticipated Costs	623,845
1,472,404	1,000,000	Reimbursement of General Fund Costs	1,100,000
$ 3,540,693	$ 3,867,000	Total Appropriations	$ 3,323,845
$ 3,035,645	$ 1,443,645	Ending Balance, June 30	$ --

SCHEDULE 36

BOND REDEMPTION AND INTEREST FUNDS

Expenditures and appropriations for the payment of principal and interest on the General Obligation Bonds (G.O.B.) of the City.

Expenditures 2004-05	Estimated Expenditures 2005-06		Principal	Interest	Bond Requirements 2006-07
GENERAL PURPOSE					
G.O.B. Series 1998-A (Refunding)		$	1,490,000	$ 5,130,768	$ 6,620,768
G.O.B. Series 1999-A (Refunding)			12,290,000	3,537,357	15,827,357
G.O.B. Series 1999-B (Library and Zoo Projects)			3,000,000	525,000	3,525,000
G.O.B. Series 2000-A (Library Projects)			4,660,000	930,582	5,590,582
G.O.B. Series 2000-B (Refunding)			12,895,000	315,375	13,210,375
G.O.B. Series 2001-A (Branch Library Facilities, Zoo Facilities, Fire Facilities and Animal Shelter Facilities)			10,065,000	4,981,679	15,046,679
G.O.B. Series 2002-A (Zoo Facilities, Fire Facilities, Animal Shelter Facilities and Facilities for Citywide Security)			13,110,000	10,012,762	23,122,762
G.O.B. Series 2002-B (Refunding)			375,000	2,861,824	3,236,824
G.O.B. Series 2003-A (Fire Facilities, Animal Shelter Facilities, and Facilities for Citywide Security)			11,685,000	9,555,561	21,233,561
G.O.B. Series 2003-B (Refunding)			10,660,000	2,021,732	12,681,732
G.O.B. Series 2004-A (Facilities for Citywide Security)			18,025,000	15,323,250	33,348,250
G.O.B. Series 2005-A (Fire Facilities and Storm Water Projects)			6,340,000	5,357,300	11,697,300
G.O.B. Series 2005-B (Refunding)			90,000	3,413,889	3,503,889
		$	104,370,000	$ 63,992,065	$ 168,362,065
$ 141,820,992	$ 164,467,000	Total Appropriations			$ 168,362,065
$ -	$ -	Ending Balance, June 30			$ --

SCHEDULE 37

DISASTER ASSISTANCE TRUST FUND

Section 6.72.1 of the Los Angeles Administrative Code establishes the Disaster Assistance Trust Fund to receive monies for emergency and disaster response and recovery costs from various grant programs when directed by the City Council. Funds are expended in compliance with applicable federal and state laws, rules, regulations, instructions, and procedures.

Actual 2004-05	Estimated 2005-06		Budget 2006-07
		REVENUE	
$ 21,346,119	$ 15,505,301	Cash Balance, July 1	$ 12,772,934
26,327,563	12,000,000	Receipts	12,000,000
677,673	1,067,000	Interest	600,000
315,096	299,028	Repayment of EPD Loan	-
--	325,768	Reversion from Building and Safety	--
--	13,840	Reversion from General Services	--
		Less:	
4,280,373	5,900,000	Transfer to General Fund	3,000,000
1,072,000	927,171	Transfer to Capital Finance	--
47,746	--	Transfer to Reserve Fund	--
--	203,503	Transfer to Airport	--
--	74,665	Transfer to Community Redevelopment Agency	--
70,142	1,909	Transfer to Cultural Affairs Department	--
8,209,461	5,245,746	Transfer to Department of Water and Power	15,000,000
7,643,620	529,849	Transfer to Street Capital Fund	6,000,000
--	2,825,000	Transfer to Recreation and Parks	1,700,000
5,351,313	--	Seismic Retrofit Program	--
2,473,712	--	Refund of Accrued Interest to Grantor	--
$ 16,937,284	$ 10,574,934	Total Revenue	$ 872,384
EXPENDITURES		APPROPRIATIONS	
$ 485,373	$ 357,000	City Administrative Officer	$ 378,073
280,001	200,000	Emergency Preparedness Department	311,152
32,735	20,000	General Services	--
		Special Purpose Fund Appropriations	
164,014	135,000	Indirect Costs Reimbursement-Fringe Benefits Costs	183,159
$ 962,123	$ 892,000	Total Appropriations	$ 872,384
$ 15,985,161	$ 12,772,934	Ending Balance, June 30	$ --

SCHEDULE 38

LANDFILL MAINTENANCE SPECIAL FUND

Section 5.332.2 of the Los Angeles Administrative Code establishes the Landfill Maintenance Special Fund. Effective July 1, 1993, the Fund receives all revenues received by the Department of Public Works from the sale of recyclable materials from curbside recycling. Money in the Fund shall be used for postclosure maintenance costs of City-owned landfills in accordance with the California Public Resources Code. Money in the Fund not required for postclosure maintenance costs shall be used for other solid waste activities as the Mayor and Council may direct.

Actual 2004-05	Estimated 2005-06		Budget 2006-07
		REVENUE	
$ 3,463,670	$ 2,310,620	Cash Balance, July 1	$ 2,107,620
2,767,465	2,914,000	Sale of Recyclables	4,773,000
37,145	50,000	Interest	80,300
$ 6,268,280	$ 5,274,620	Total Revenue	$ 6,960,920
EXPENDITURES		**APPROPRIATIONS**	
$ 3,957,660	$ 3,167,000	Sanitation	$ 6,960,920
$ 3,957,660	$ 3,167,000	Total Appropriations	$ 6,960,920
$ 2,310,620	$ 2,107,620	Ending Balance, June 30	$ --

SCHEDULE 39

HOUSEHOLD HAZARDOUS WASTE SPECIAL FUND

This special fund represents the receipt and expenditure of the City's share of a County of Los Angeles Solid Waste Management Fee on County landfills which is utilized to finance City household hazardous waste programs.

Actual 2004-05	Estimated 2005-06		Budget 2006-07
		REVENUE	
$ 1,038,351	$ 1,140,984	Cash Balance, July 1	$ 508,984
1,870,000	1,800,000	Receipts	1,800,000
18,621	18,000	Interest	17,000
$ 2,926,972	$ 2,958,984	Total Revenue	$ 2,325,984
EXPENDITURES		APPROPRIATIONS	
$ 1,447,088	$ 1,961,000	Salaries	$ 1,040,984
		Special Purpose Fund Appropriations:	
250,000	471,000	Reimbursement of General Fund Costs	305,000
20,000	20,000	Zoo Enterprise Trust Fund	20,000
$ 1,717,088	$ 2,452,000	Total Appropriations	$ 2,325,984
$ 1,140,984	$ 508,984	Ending Balance, June 30	$

SCHEDULE 40

BUILDING AND SAFETY SYSTEMS DEVELOPMENT FUND

Pursuant to Section 5.121.6 of the Los Angeles Administrative Code, the Building and Safety Systems Development Fund is to become part of the new Building and Safety Building Permit Enterprise Fund (Schedule 40A) in 2005-06. The revenue previously deposited into the Systems Development Fund will be deposited into the Enterprise Fund beginning in July 2005. The remaining monies in the Systems Development Fund shall be used to finance the design, implementation and maintenance of automated systems to support new programs of the Department of Building and Safety; to process building construction permit and appeal procedures; to purchase computers and related equipment; and provide for incidental expenses such as employee training and facility renovation. When the monies in the Fund have been exhausted, the Fund will be eliminated.

Actual 2004-05	Estimated 2005-06		Budget 2006-07
		REVENUE	
$ 5,006,617	$ 7,049,000	Cash Balance, July 1	$ --
5,694,902	--	Receipts	--
220,810	--	Interest	--
$ 11,922,529	$ 7,049,000	Total Revenue	$ --
EXPENDITURES		APPROPRIATIONS	
$ 1,244,405	$ --	Building and Safety	$ --
600,000	--	Information Technology Agency	--
280,470	--	Planning	--
		Special Purpose Fund Appropriations	
--	7,049,000	Building and Safety Building Permit Enterprise Fund	--
50,000	--	Building and Safety Overtime	--
2,081,019	--	Other Project Costs	--
796,635	--	Reimbursement of General Fund Costs	--
$ 4,874,529	$ 7,049,000	Total Appropriations	$ --
$ 7,048,000	$ --	Ending Balance, June 30	$ -

SCHEDULE 40A

BUILDING AND SAFETY BUILDING PERMIT ENTERPRISE FUND

Section 5.121.8 of the Los Angeles Administrative Code establishes the Building and Safety Building Permit Enterprise Fund. This fund receives monies from fees paid for plan check, permitting, and inspection of new construction in the City of Los Angeles; testing of construction materials and methods, and examining and licensing of welders, equipment operators, and registered deputy building inspectors. This Fund shall be used to finance all the programs, services, and support functions relating to those services for which fees are paid into the Fund. In addition to these fees, the Building and Safety Systems Development Surcharge, the Building and Safety Electrical and Mechanical Test Laboratory Surcharge, and those fees which previously were deposited into the Building and Safety Special Services Fund are deposited into the Building Permit Enterprise Fund pursuant to Sections 5.412 and 5.417 of the Los Angeles Administrative Code.

Actual 2004-05	Estimated 2005-06		Budget 2006-07
		REVENUE	
$ --	$ --	Cash Balance, July 1	$ 19,860,856
--	9,202,880	General Fund	--
--	80,980,850	Receipts	132,009,838
--	3,684,866	Building and Safety Systems Development Fund	--
--	5,480,000	Systems Development Surcharge	4,950,000
--	12,040,000	Special Services	7,200,000
--	920,000	Electrical and Mechanical Test Lab Surcharge	85,000
--	500,000	Interest	550,000
--	--	Less Transfer to General Fund	8,200,000
$ --	$ 120,051,856	Total Revenue	$ 156,954,856
EXPENDITURES		APPROPRIATIONS	
$ --	$ 55,542,000	Building and Safety	$ 61,049,023
--	74,000	City Administrative Officer	78,540
--	20,000	City Clerk	20,000
--	--	General Services	900,041
--	1,204,000	Information Technology Agency	1,326,619
--	320,000	Planning	563,058
--	--	Unappropriated Balance	100,000
		Special Purpose Fund Appropriations	
--	3,800,000	Systems Development Project Costs	2,871,948
--	356,000	Reserve for Future Systems Projects	--
--	3,308,000	Special Services Costs	8,600,000
--	--	Interest Revenue for Special Services Costs	8,149,000
--	150,000	Test Lab Equipment and Expense	804,000
--	2,836,000	Building and Safety Expense and Equipment	5,351,930
--	110,000	Building and Safety Training	310,000
--	--	Building and Safety Lease Costs*	4,268,705
--	6,501,000	Reserve for Unanticipated Costs	11,035,341
--	27,771,000	Reimbursement of General Fund Costs	27,718,137
$ --	$ 101,992,000	Total Appropriations	$ 156,954,856
$ --	$ 18,059,856	Ending Balance, June 30	$ -

* Building and Safety lease costs that are eligible through the Enterprise Fund will be paid directly in 2006-07. The CAP rates for Building and Safety will be adjusted accordingly. In the meantime, this estimated amount provided by General Services is taken out of the calculation of the Reimbursement of General Fund Costs.

SCHEDULE 41

HOUSING OPPORTUNITIES FOR PERSONS WITH AIDS FUND

The Housing Opportunities for Persons with AIDS (HOPWA) Program is authorized by the 1990 National Affordable Housing Act and is administered under the U.S. Department of Housing and Urban Development (HUD). Its purpose is to provide states and localities with resources and incentives to devise long-term comprehensive strategies for meeting the housing needs of low-income and/or homeless persons with HIV or AIDS, and their families.

The 2006-08 Budget reflects the receipt and appropriations of funds for the departmental budget. Appropriations for other programs funded with HOPWA funds as approved in the 2005-06 Consolidated Plan have been authorized by the Mayor and Council from April 1, 2005 through March 31, 2006.

Actual 2004-05	Estimated 2005-06		Budget 2006-07
		REVENUE	
$ 314,672	$ 339,000	Receipts	$ 309,360
$ 314,672	$ 339,000	Total Revenue	$ 309,360
EXPENDITURES		APPROPRIATIONS	
$ 251,669	$ 264,090	Housing	$ 271,950
62,903	75,000	Special Purpose Fund Appropriations Reimbursement of General Fund Costs	37,410
$ 314,672	$ 339,000	Total Appropriations	$ 309,360
$ ..	$ ..	Ending Balance, June 30	$ ..

SCHEDULE 42

CODE ENFORCEMENT TRUST FUND

The Code Enforcement Trust Fund provides for the utilization of all monies collected from a fee assessed to owners of multi-family residential complexes in the City. Receipts are used exclusively for the routine periodic inspections of these rental properties for basic code enforcement and habitability. The Fund is administered by the Los Angeles Housing Department.

Actual 2004-05	Estimated 2005-06		Budget 2006-07
		REVENUE	
$ 5,230,391	$ 4,968,422	Cash Balance, July 1	$ 5,591,422
...	..	Less: Prior Year's Unexpended Appropriation	1,054,448
$ 5,230,391	$ 4,968,422	Balance Available, July 1	$ 6,535,974
21,919,897	25,759,000	Receipts	30,106,000
256,481	338,000	Interest	342,000
257,925	3,254,000	Other	259,000
$ 27,672,794	$ 30,350,422	Total Revenue	$ 37,243,974
EXPENDITURES		APPROPRIATIONS	
$ 339,220	$ 488,000	City Attorney	$ 399,681
90,782	..	Information Technology Agency	..
16,898,134	19,183,000	Housing	21,067,695
		Special Purpose Fund Appropriations:	
5,046,236	6,094,000	Reimbursement of General Fund Costs	7,072,626
..	392,000	Unallocated[1]	8,872,972
$ 22,374,372	$ 26,757,000	Total Appropriations	$ 37,343,974
$ 4,968,422	$ 3,593,422	Ending Balance, June 30	$ ..

[1] Billing cycle is on calendar year, not fiscal year. The majority of fees are collected in the last half of the fiscal year (January-June), which results in an unallocated balance on June 30th. This balance fully programs between July-December of the following fiscal year.

SCHEDULE 43

EL PUEBLO DE LOS ANGELES HISTORICAL MONUMENT REVENUE FUND

The El Pueblo de Los Angeles Historical Monument Revenue Fund was created for the purpose of receiving all revenues derived from the operation of the Monument or activities at the Monument, including rental and lease receipts (Administrative Code Section 22.630). To the maximum extent possible, all costs and expenses incurred in the operation of the El Pueblo de Los Angeles Historical Monument Authority Department are paid from this Trust Fund.

Actual 2004-05	Estimated 2005-06		Budget 2006-07
		REVENUE	
$ 951,131	$ 622,636	Cash Balance, July 1	$ 41,606
439,523	--	Reserve Fund Loans	--
360,577	308,000	General Fund	432,331
2,034,636	2,884,000	Receipts	3,309,000
$ 4,293,867	$ 3,894,606	Total Revenue	$ 3,783,017
EXPENDITURES		APPROPRIATIONS	
$ 22,197	$ --	Community Development	$ --
1,608,504	2,111,000	El Pueblo	2,041,328
1,679,070	1,670,000	General Services	1,670,670
11,606	--	Housing	--
15,900	--	Information Technology Agency	--
20,212	--	Bureau of Engineering	--
3,001	--	Transportation	--
62,822	63,000	Recreation and Parks	62,622
$ 3,671,191	$ 3,853,000	Total Appropriations	$ 3,783,017
$ 622,676	$ 41,606	Ending Balance, June 30	$ --

SCHEDULE 44

ZOO ENTERPRISE TRUST FUND

The Los Angeles Administrative Code establishes the Zoo Enterprise Trust Fund for the purpose of receiving all revenues derived from the operation of the Los Angeles Zoo or activities at the Zoo. Additionally, all appropriations to finance any of the operations of the Zoo shall also be placed in the Fund. Such funds shall be used for the operation, maintenance, management, control and improvement of the Los Angeles Zoo and shall be paid solely from the Trust Fund.

Actual 2004-05	Estimated 2005-06		Budget 2006-07
		REVENUE	
$ 5,397,338	$ 9,238,038	Cash Balance, July 1	$ 3,409,681
7,851,305	7,775,000	Receipts	7,775,000
9,632,254	10,397,000	General Fund	10,611,984
20,000	20,000	Hangatell Hazardous Waste Special Fund (Schedule 39)	20,000
3,610,506	2,309,583	Other: Wastewater, Transfers and Grants	48,802
$ 26,411,403	$ 29,761,681	Total Revenue	$ 21,866,367
EXPENDITURES		APPROPRIATIONS	
$ 10,037,141	$ 18,626,000	Zoo	$ 19,019,270
945,082	1,212,800	General Services	175,000
..	..	Information Technology Agency	154,303
642,367	2,095,000	Capital Improvement Expenditure Program	..
555,898	3,900,000	Special Purpose Fund Appropriations: Other	2,217,750
$ 17,181,310	$ 26,352,000	Total Appropriations	$ 21,866,367
$ 9,230,093	$ 3,409,681	Ending Balance, June 30	$ ..

SCHEDULE 45

LOCAL LAW ENFORCEMENT BLOCK GRANT FUND

The Federal Omnibus FY 1996 Appropriations Act (Public Law 104-134) authorizes the availability of funds to local governments under the Local Law Enforcement Block Grant Program, for the purposes of reducing crime and improving public safety. These funds must be used to enhance law enforcement resources and not supplant resources which would have been committed to this purpose in the absence. The law specifically prohibits the use of these funds in any manner for tanks or armored vehicles, fixed-wing aircraft, limousines, real estate, yachts, consultants, or vehicles not primarily used for law enforcement. Because this grant will end in 2004-05, grant receipts are absent from the 2006-07 Budget.

Actual 2004-05	Estimated 2005-06		Budget 2006-07
		REVENUE	
$ 3,151,122	$ 3,647,952	Cash Balance, July 1	$ --
1,579,765	--	Receipts	--
113,245	65,048	Interest	--
$ 4,844,132	$ 3,708,000	Total Revenue	$ --
EXPENDITURES		APPROPRIATIONS	
$ 49,507	$ --	City Attorney	$ --
65,153	75,000	Mayor	--
16,257	--	Police	--
		Special Purpose Fund Appropriations	
1,164,703	3,633,000	Other	--
$ 1,295,180	$ 3,708,000	Total Appropriations	$ --
$ 3,647,952	$ --	Ending Balance, June 30	$ --

SCHEDULE 46

SUPPLEMENTAL LAW ENFORCEMENT SERVICES FUND

In the 1996-97 State budget process, enactment of Assembly Bill 3229 established the Citizen's Option for Public Safety (COPS) program, through which funding is provided to local government for the purpose of ensuring public safety. This program requires the establishment of a Supplemental Law Enforcement Services Fund for the deposit of COPS funds received from the County. Those funds must be used for direct support of front line municipal police services and must supplement, not supplant, existing resources for such services.

Actual 2004-05	Estimated 2005-06		Budget 2006-07
		REVENUE	
$ 913,474	$ 2,103,069	Cash Balance, July 1	$ --
5,464,201	5,711,000	Receipts	5,790,000
142,759	99,931	Interest	100,000
$ 6,520,474	$ 7,914,000	Total Revenue	$ 5,890,000
EXPENDITURES		APPROPRIATIONS	
$ 4,417,405	$ 7,914,000	Police	$ 5,890,000
$ 4,417,405	$ 7,914,000	Total Appropriations	$ 5,890,000
$ 2,103,069	$ --	Ending Balance, June 30	$ --

SCHEDULE 47

STREET DAMAGE RESTORATION FEE SPECIAL FUND

The Street Damage Restoration Fee Special Fund was created by Council action to receive revenues from the Street Damage Restoration Fee. The Fee was established to compensate the City for damage to City streets caused by excavations or other work performed by any entity, including City agencies, required to obtain a permit for the performance of said excavations or other work. The funds are to be used only for street surfacing, resurfacing, repair and reconstruction, and laboratory fees, testing, materials, engineering, salaries and overhead associated therewith.

Actual 2004-05	Estimated 2005-06		Budget 2006-07
		REVENUE	
$ 5,474,281	$ 3,334,346	Cash Balance, July 1	$ 3,076,346
2,788,500	2,800,000	Receipts	2,025,000
142,559	105,000	Interest	81,000
$ 8,402,540	$ 6,239,346	Total Revenue	$ 5,182,846
EXPENDITURES		APPROPRIATIONS	
$ 5,068,194	$ 3,163,000	Street Services	$ 3,751,110
--	--	Special Purpose Fund Appropriation: Reimbursement of General Fund Costs	1,411,736
$ 5,068,194	$ 3,163,000	Total Appropriations	$ 5,162,846
$ 3,334,346	$ 3,076,346	Ending Balance, June 30	$ --

SCHEDULE 48

MUNICIPAL HOUSING FINANCE FUND

Monies derived from the sale of revenue bonds for multi-family residential housing developments. Section 5.120.5 of the Los Angeles Municipal Code, are deposited into the Municipal Housing Finance Fund. Receipts are used for the purpose of acquiring, developing, constructing and rehabilitating of single family and multi-family residential housing developments. Proceeds are also used for the purpose of making loans for financing or refinancing of the acquisition, development, construction and rehabilitation of single-family and multifamily residential housing development. This fund is administered by the Los Angeles Housing Department.

Actual 2004-05	Estimated 2005-06		Budget 2006-07
		REVENUE	
$ 9,625,206	$ 14,275,000	Cash Balance, July 1	$ 13,965,000
..	..	Less Prior Year Unexpended Appropriations	10,749,000
$ 9,625,206	$ 14,275,000	Balance Available, July 1	$ 3,220,000
4,281,237	1,462,000	Receipts	1,500,000
365,114	427,000	Interest	500,000
$ 14,271,601	$ 16,166,000	Total Revenue	$ 5,220,000
EXPENDITURES		APPROPRIATIONS	
$ 250,798	$ 670,000	Housing	$ 670,000
		Special Purpose Fund Appropriations	
5,415	1,525,000	Acquisition, Rehab., and Const. Development and Loans	4,550,000
$ 256,193	$ 2,195,000	Total Appropriations	$ 5,220,000
$ 14,275,408	$ 13,970,000	Ending Balance, June 30	$ —

SCHEDULE 49

TAX REFORM FUND

The Tax Reform Fund was created for the receipt, retention and disbursement of business tax revenue collected from the initial and continuing net revenue attributable to both the 2001 Tax Amnesty Program and Assembly Bill 63 enactment and any other monies designated to the Fund by the Mayor and Council. Seventy-five percent of those net revenues will be deposited into this fund and used for business tax reform. The remaining twenty-five percent will be deposited into the Affordable Housing Trust Fund. On July 18, 2003, the Mayor and City Council approved an amendment to the Tax Reform Fund ordinance to change the way funds are allocated and utilized to support tax reform measures (C.F. 03-2134). A subsequent report by the City Administrative Officer outlined the intent of the ordinance and actions necessary to implement the changes. The primary change included resetting the baseline allocation to the fund for 2003-04 and allocating future receipts to the fund based on actual revenue received in the prior fiscal year from the AB63 and Business Tax Amnesty programs.

Actual 2004-05	Estimated 2005-06	REVENUE	Budget 2006-07
$ 5,070,323	$ 9,272,104	Cash Balance, July 1	$ 3,763,104
--	--	Less: Prior Year's Unexpended Appropriations (1)	--
$ 5,070,323	$ 9,272,104	Balance Available, July 1	$ 3,763,104
		Receipts:	
7,106,000	10,567,000	General Fund (2)	12,335,124
6,756,494	--	Reserve Fund	--
155,745	212,000	Interest	193,769
--	15,250,000	Less Transfer to the General Fund (3)	14,390,000
6,756,494	--	Less Transfer to the Reserve Fund	--
$ 13,228,069	$ 4,783,104	Total Revenue	$ 1,902,037
EXPENDITURES		**APPROPRIATIONS**	
$ 939,335	$ 1,020,000	Office of Finance	$ 895,037
		Special Purpose Fund Appropriations	
80,000	--	Tax Reform Related Consultant	--
20,000	--	Pass Through Business Tax Study	--
3,600,000	--	Business Tax Reform	1,000,000
$ 3,955,964	$ 1,020,000	Total Appropriations	$ 1,906,037
$ 9,272,104	$ 3,763,104	Ending Balance, June 30	$ --

NOTES:

1. At 2005-06 year-end, all Prior Year Unexpended Appropriations will be zeroed out in order to reflect the Balance Available for the 2006-07 administration of the Fund by the Office of Finance and for Business Tax Reform.

2. 2006-07 General Fund revenue of $12,335,124 is 75% of 2004-05 AB63 Program and Business Tax Amnesty Program revenues.

3. 2006-07 Transfer to the General Fund of $14,390,000 is comprised of the following (1st year tax reform costs associated with C.F. 04-0379 and C.F. 04-0887:
   a. $7,000,000 to change the Small Business Exemption threshold from $50,000 to $100,000.
   b. $12,890,000 for a 5.1% automatic tax rate reduction that occurred in 2005-06.
   c. $(6,400,000) for an adjustment to the first year costs (from $12,800,000 to $6,200,000) associated with the creation of a Small Business Exemption threshold of $100,000 that occurred in 2005-06.

SCHEDULE 50

AFFORDABLE HOUSING TRUST FUND

The Affordable Housing Trust Fund provides for the utilization of monies dedicated to the purpose of providing affordable, safe, secure and decent housing. Receipts are used for the purpose of acquiring, developing, constructing and rehabilitating single-family and multifamily residential housing developments. Funds are also used for the purpose of making loans for the financing or refinancing of the acquisition, development, construction and rehabilitation of single family and multifamily residential housing development.

Actual 2004-05	Estimated 2005-06		Budget 2006-07
		REVENUE	
$ 25,400,337	$ 22,209,113	Cash Balance, July 1	$ 22,270,130
..	..	Less: Prior Year's Unexpended Appropriations	26,781,063
$ 28,400,337	$ 22,209,113	Balance Available, July 1	$ 1,497,055
9,000,000	12,000,000	General Fund *	11,000,000
849,133	900,000	Interest	663,000
6,908,804	23,740,037	Other Receipts	17,666,757
$ 37,957,274	$ 58,249,150	Total Revenue	$ 27,636,812
EXPENDITURES		APPROPRIATIONS	
$ 141,723	$ 185,000	Housing	$ 1,380,631
..	...	City Attorney	72,924
		Special Purpose Fund Appropriations:	
6,799,669	26,582,000	Housing Development - General Fund	8,863,000
7,960,863	6,004,000	Housing Development - Other Sources	17,819,757
2,455,863	4,000,000	Winter Shelter Program	..
$ 15,348,156	$ 36,071,000	Total Appropriations	$ 27,636,812
$ 22,209,118	$ 22,270,130	Ending Balance, June 30	$ ..
		OTHER NON-GENERAL FUND REVENUE	
		Community Development Block Grant**	$ 2,456,415
		HOME Investment Partnerships Program	4,000,000
		Department of Water and Power	1,000,000
		Community Redevelopment Agency***	9,620,338
		Total Other Non-General Fund Revenue	$ 17,666,757

* 2005-06 General Fund revenue of $12.0 million comprised of $2,000,372 from AB63, $1 million from Tobacco Settlement, $511,628 from Business Tax Amnesty, $4.6 million for Winter Shelters transferred from General City Purposes and a discretionary allocation of $3,732,043. 2006-07 General Fund revenue of $8 million is comprised of $3,865,230 from AB63 and the Tax Amnesty Program and a discretionary allocation of $4,134,770.

** Includes $1,206,418 to be used for a one-time exchange with AHTF-General Fund to address reductions to homeless funding.

*** Estimated CRA Tax Increment Reversion in FY 2005-06 to be appropriated in 2006-07

SCHEDULE 51

CITYWIDE RECYCLING FUND

This special fund represents the receipt and expenditure of fees collected from private refuse haulers who operate within the City. Eligible expenditures include recycling programs, green waste programs and related costs to divert refuse from landfills.

Actual 2004-05	Estimated 2005-06		Budget 2006-07
		REVENUE	
$ 16,170,745	$ 23,758,824	Cash Balance, July 1	$ 27,773,624
16,051,227	16,500,000	Receipts	16,220,000
967,262	750,000	Interest	710,000
$ 33,389,234	$ 40,998,824	Total Revenue	$ 44,693,624
EXPENDITURES		APPROPRIATIONS	
$ 160,515	$ 170,000	Board of Public Works	$ 171,011
--	90,000	General Services	--
2,241,627	2,269,000	Sanitation	2,399,332
200,000	200,000	General City Purposes	300,000
--	--	Unappropriated Balance	300,000
		Special Purpose Fund Appropriations:	
1,870,000	3,200,000	Rebate and Incentives	3,200,000
2,388,829	4,131,000	Private Sector Recycling Programs	6,900,000
124,072	278,000	Sanitation Expense and Equipment	277,564
2,610,717	2,920,000	Reimbursement of General Fund Costs	1,321,366
--	--	Unallocated	28,113,187
$ 9,600,410	$ 13,225,000	Total Appropriations	$ 44,693,624
$ 23,788,824	$ 27,773,824	Ending Balance, June 30	$ --

SCHEDULE 52

VEHICLE LICENSE FEE GAP LOAN FINANCING PROCEEDS FUND

In 2003-04, the State of California failed to make three months of Vehicle License Fund (VLF) backfill payments to the City totaling $65.5 million. The State instituted the backfill when it had earlier reduced the VLF and pledged to hold the City harmless by replacing lost VLF revenues with State general funds. A statute was passed requiring the State to pay the VLF backfill "gap" funds by August 15, 2005. The California Statewide Communities Development Authority (CSCDA) received special legislation allowing it to finance the one-time VLF backfill "gap" receivables for cities and counties who wanted to sell their backfill for an up-front, fixed amount, representing a percentage of their receivables. The risk of non-payment by the State was thus shifted from the City to bondholders. CSCDA issued in March 2005 and the City received its share, thus accelerating the receipt of this revenue.

Actual 2004-05	Estimated 2005-06		Budget 2006-07
		REVENUE	
$ --	$ 60,630,056	Cash Balance, July 1	$ 46,479,437
60,630,056	3,271,381	Receipts	--
$ 60,630,056	$ 63,909,437	Total Revenue	$ 46,479,437
EXPENDITURES		APPROPRIATIONS	
$ --	$ 2,375,000	Personnel	$ 1,000,000
--	13,126,000	Police	20,841,486
--	78,000	General City Purposes	--
		Special Purpose Fund Appropriations	
--	1,861,000	Reimbursement of General Fund Costs	5,790,600
--	--	Reserve for Police	18,849,352
$ --	$ 17,430,000	Total Appropriations	$ 46,479,437
$ 60,630,056	$ 46,479,437	Ending Balance, June 30	$ --

SCHEDULE 53

EFFICIENCY PROJECTS AND POLICE HIRING FUND

Sections 5.150.2 and 5.150.3 of the Los Angeles Administrative Code establish the Special Fund for Efficiency Projects and Police Hiring. The Fund has an Oversight Committee composed of the Office of the Mayor, the Office of the City Administrative Officer, and the Office of the Chief Legislative Analyst. All efficiency savings identified by the Oversight Committee are deposited into the Fund, as well as any other receipts approved by the Mayor and Council. Unless otherwise specified by Council, receipts into the Fund are deposited as follows: (1) Fifty percent of the receipts shall be used to pay for new or augment existing efficiency projects; and (2) Fifty percent of the receipts shall be used to pay for recruitment, salaries, benefits, and other related costs and expenses for sworn officers of the Police Department who receive a uniform field officer incentive and who are at the level of Sergeant or Below, and to acquire, operate and maintain equipment to support these officers.

Actual 2004-05	Estimated 2005-06		Budget 2006-07
		REVENUE	
$ --	$ 3,061,200	Cash Balance, July 1	$ 7,214,200
3,061,200	4,234,000	General Fund	--
--	--	Receipts	1,500,000
--	100,000	Interest	175,000
$ 3,061,200	$ 7,375,200	Total Revenue	$ 8,889,200
EXPENDITURES		APPROPRIATIONS	
$ --	$ 250,000	Personnel	$ 1,200,000
--	361,000	Police	721,999
--	--	Unappropriated Balance	2,500,000
		Special Purpose Fund Appropriations	
--	--	Efficiency Projects	679,999
--	--	Future Related Expenses and Equipment for Police Hiring	3,723,712
$ --	$ 161,000	Total Appropriations	$ 8,889,200
$ 3,061,200	$ 7,214,200	Ending Balance, June 30	$ --

CAPITAL IMPROVEMENT EXPENDITURE PROGRAM
SPECIAL RECREATION AND PARKS CAPITAL PROJECTS

The projects listed herein are financed from grants and/or special funds available to the Board of Recreation and Park Commissioners. These funds are restricted as to use by law or terms of trusts. The projects listed are to be wholly or partially undertaken in 2006-07. The project data shown are presented for information purposes only and are not to be considered as budget appropriations.

	Amount Allocated	Estimated Expenditure 2006-07
COMMUNITY DEVELOPMENT BLOCK GRANT 00-01, 26TH YEAR		
Children's Facilities Improvements – Americans with Disabilities Act Improvements	$ 2,000,000	$ 1,960,000
Total Community Development Block Grant 00-01	$ 2,000,000	$ 1,960,000
COMMUNITY DEVELOPMENT BLOCK GRANT 01-02, 27TH YEAR		
Elysian Park Master Plan - Reprogramming	$ 47,000	$ 9,000
Total Community Development Block Grant 01-02	$ 47,000	$ 9,000
COMMUNITY DEVELOPMENT BLOCK GRANT 02-03, 28TH YEAR		
None	$ --	$ --
Total Community Development Block Grant 02-03	$ --	$ --
COMMUNITY DEVELOPMENT BLOCK GRANT 03-04, 29TH YEAR		
Cypress Park Rec Center - Teen Group (29th Year Reprogramming)	$ 25,000	$ --
Daniels Field Skate Park	160,000	55,000
Daniels Field Skate Park (29th Year Reprogramming)	50,000	55,000
Delano Recreation Center	250,000	--
East Valley Multipurpose Senior Center	350,000	100,000
Gonzalez Skate Park	510,000	250,000
Hope and Peace Park	50,000	50,000
Korean Pavilion Garden Pocket Park	170,000	--
Lexington Pocket Park (29th Year Reprogramming)	350,000	50,000
Lincoln Park Mary Gil Board (29th Year Reprogramming)	50,000	50,000
North Hollywood Sr Citizen Center (29th Year Reprogramming)	167,000	100,000
Total Community Development Block Grant 03-04	$ 2,122,000	$ 760,000
COMMUNITY DEVELOPMENT BLOCK GRANT 04-05, 30TH YEAR		
Bonsai Canyon Trail Project	$ 72,059	$ 17,259
Children's Play Area, ADA & Safety Improvements (2 sites-Hokelio & Palms)	155,282	--
Fairfax Senior Citizens Center	150,000	150,000
Filipino War Veterans Memorial	75,000	75,000
Gonzalez Skate Park	210,000	60,000
Harvard Ballfields	250,000	250,000
Korean Pavilion Garden Pocket Park	5,000	5,000
Lake Street Gym (30th Year Reprogramming)	2,000,000	1,000,000
Lemark Park	270,000	--
Rosecrans Dodger Dream Field	200,000	--
Tommy Lasorda Field of Dreams	150,000	150,000
Total Community Development Block Grant 04-05	$ 4,140,350	$ 1,715,259
COMMUNITY DEVELOPMENT BLOCK GRANT 05-06, 31ST YEAR		
Las Palmas Youth and Senior Center Parking Lot	$ 50,000	$ --
One Generation Senior Enrichment Center (AKA: Reseda NPC)	98,553	98,553
Total Community Development Block Grant 05-06	$ 148,553	$ 98,553
COMMUNITY DEVELOPMENT BLOCK GRANT 06-07, 32ND YEAR		
El Sereno Parking Lot	$ 445,000	$ 445,000
Gonzalez Skate Park	462,000	462,000
Total Community Development Block Grant 06-07	$ 907,000	$ 907,000

CAPITAL IMPROVEMENT EXPENDITURE PROGRAM
SPECIAL RECREATION AND PARKS CAPITAL PROJECTS

	Amount Allocated	Estimated Expenditure 2006-07
NEIGHBORHOOD BLOCK GRANT-NBG (FORMERLY TARGETED NEIGHBORHOOD INITIATIVE)		
Erie Park Boathouse Rehabilitation (30th Year PY 2004-05)	$ 192,000	$ --
Vigil Village Park (29th Year PY 03-04)	200,000	--
Wilmington Area Watson Pocket Park Acquisition (30th Year PY 2004-05)	250,000	147,255
Total Targeted Neighborhood Initiative	$ 642,000	$ 147,255

RECAPITULATION

	Amount Allocated	Estimated Expenditure 2006-07
Community Development Block Grant 00-01	$ 2,000,000	$ 1,000,000
Community Development Block Grant 01-02	47,000	9,000
Community Development Block Grant 02-03	--	--
Community Development Block Grant 03-04	2,122,000	700,000
Community Development Block Grant 04-05	4,146,398	1,716,250
Community Development Block Grant 05-06	948,553	98,553
Community Development Block Grant 06-07	967,000	907,000
Neighborhood Development Block Grant	642,000	147,255
Total Special Recreation and Parks Capital Projects	$ 10,012,941	$ 4,578,087

DISTRIBUTION OF 2006-07 ESTIMATED EXPENDITURES BY SUBFUNCTION

Code/Subfunction	Estimated Expenditures
DC Recreational Opportunities	$ 4,578,087
	$ 4,578,087

LOS ANGELES RIVER REVITALIZATION PROJECTS

Listing of projects relating to the Los Angeles River - Informational Only

CD	MAJOR PROJECTS DESCRIPTION		Status	Funding Source	Project Amount	2006-07 Estimated Expenditures	Timeline and Duration of Project
	BRIDGE PROJECTS						
1	AVENUE 19 EAST OVER ARROYO SECO CHANNEL - WIDENING & SEISMIC RETROFIT	BRIDGE	CONSTRUCTION	SEISMIC BOND PROGRAM, HIGHWAY BRIDGE REPLACEMENT & REHABILITATION	$ 5,000,000	$ 2,500,000	YEAR 6 OF 7
1	AVENUE 19 WEST OVER ARROYO SECO CHANNEL - WIDENING AND SEISMIC RETROFIT	BRIDGE	CONSTRUCTION	SEISMIC BOND PROGRAM, HIGHWAY BRIDGE REPLACEMENT & REHABILITATION	5,000,000	2,500,000	YEAR 6 OF 7
1	RIVERSIDE DRIVE OVER LOS ANGELES RIVER (0140) - NEW ALIGNMENT AND FOUR WAYS	BRIDGE	DESIGN	SEISMIC BOND PROGRAM, MTA PROPOSITION C	21,000,000	500,000	YEAR 6 OF 10
1	RIVERSIDE DRIVE OVER LOS ANGELES RIVER (1932) - BOX GIRDER & REALIGN BRIDGE DECK	NEW	DESIGN	HIGHWAY BRIDGE REPLACEMENT & REHABILITATION	13,000,000	250,000	YEAR 6 OF 10
1	NORTH MAIN OVER LOS ANGELES RIVER - WIDENING & SEISMIC RETROFIT	BRIDGE	DESIGN	HIGHWAY BRIDGE REPLACEMENT & REHABILITATION	8,000,000	200,000	YEAR 2 OF 5
1	VIA MARISOL OVER LOS ANGELES RIVER - WIDENING & SEISMIC RETROFIT	BRIDGE	DESIGN	HIGHWAY BRIDGE REPLACEMENT & REHABILITATION	9,000,000	-	YEAR 1 OF 5
1	SAN FERNANDO RD AT ARROYO SECO CHANNEL - WIDENING & SEISMIC RETROFIT	BRIDGE	DESIGN	HIGHWAY BRIDGE REPLACEMENT & REHABILITATION	5,000,000	-	YEAR 1 OF 4
1	NORTH SPRING STREET OVER LOS ANGELES RIVER - WIDENING	BRIDGE	DESIGN	MTA PROPOSITION C, HIGHWAY BRIDGE REPLACEMENT & REHABILITATION	26,000,000	500,000	YEAR 6 OF 9
2	COLFAX AVENUE OVER LOS ANGELES RIVER - BRIDGE WIDENING		DESIGN	SEISMIC BOND PROGRAM, HIGHWAY BRIDGE REPLACEMENT & REHABILITATION	8,000,000	-	YEAR 5 OF 9
2	MOORPARK S OVER TUJUNGA WASH - WIDENING & SEISMIC RETROFIT	BRIDGE	BID & AWARD	HIGHWAY BRIDGE REPLACEMENT & REHABILITATION	3,000,000	-	YEAR 3 OF 5
2	FOOTHILL BLVD AT TUJUNGA WASH - WIDENING & SEISMIC RETROFIT	BRIDGE	DESIGN	HIGHWAY BRIDGE REHABILITATION & REPLACEMENT, MTA PROPOSITION C	5,940,000	2,700,000	YEARS 3 OF 6
2	RADFORD AVENUE AT LOS ANGELES RIVER - WIDENING & SEISMIC RETROFIT	BRIDGE	DESIGN	HIGHWAY BRIDGE REPLACEMENT & REHABILITATION	2,100,000	-	YEAR 2 OF 6
2	TUJUNGA AVENUE AT LOS ANGELES RIVER - AND WIDEN BRIDGE DECK	REPLACE	DESIGN	HIGHWAY BRIDGE REPLACEMENT & REHABILITATION	3,000,000	1,500,000	YEAR 6 OF 7
2.5	RIVERSIDE DRIVE OVER TUJUNGA WASH - RETROFIT	SEISMIC	CONSTRUCTION	SEISMIC BOND PROGRAM	400,000	190,000	YEAR 3 OF 6
3	CANOGA AVENUE OVER LOS ANGELES RIVER - WIDENING	BRIDGE	CONSTRUCTION	SEISMIC BOND PROGRAM, HIGHWAY BRIDGE REPLACEMENT & REHABILITATION	2,000,000	1,100,000	YEAR 6 OF 9
3	CORBIN AVENUE OVER LOS ANGELES RIVER - WIDENING AND SEISMIC RETROFIT	BRIDGE	CONSTRUCTION	SEISMIC BOND PROGRAM	2,000,000	1,000,000	YEAR 3 OF 5
3	MASON AVENUE BRIDGE OVER LOS ANGELES RIVER - WIDENING AND SEISMIC RETROFIT	BRIDGE	CONSTRUCTION	SEISMIC BOND PROGRAM	2,000,000	1,000,000	YEAR 3 OF 4
3	TAMPA AVE. OVER LOS ANGELES RIVER - WIDENING, SEISMIC RETROFIT, BIKE UNDERPASS	BRIDGE	DESIGN	SEISMIC BOND PROGRAM, HIGHWAY BRIDGE REPLACEMENT & REHABILITATION, MTA PROPOSITION C	5,000,000	2,500,000	YEAR 6 OF 7
3	VANOWEN ST OVER LOS ANGELES RIVER - WIDENING, SEISMIC RETROFIT, BIKE UNDERPASS	BRIDGE	DESIGN	SEISMIC BOND PROGRAM, HIGHWAY BRIDGE REPLACEMENT & REHABILITATION	7,000,000	2,000,000	YEAR 6 OF 7
3	VICTORY BOULEVARD OVER LOS ANGELES RIVER - RETROFIT	SEISMIC	CONSTRUCTION	SEISMIC BOND PROGRAM	1,000,000	500,000	YEAR 6 OF 5
3	WINNETKA AVE. OVER LOS ANGELES RIVER - WIDENING, SEISMIC RETROFIT, BIKE UNDERPASS	BRIDGE	DESIGN	SEISMIC BOND PROGRAM, HIGHWAY BRIDGE REPLACEMENT & REHABILITATION, MTA PROPOSITION C	5,000,000	2,500,000	YEAR 6 OF 7
4,13	GLENDALE-HYPERION OVER LOS ANGELES RIVER - WIDENING AND SEISMIC RETROFIT (Four Phases)	BRIDGE	PRE-DESIGN	HIGHWAY BRIDGE REPLACEMENT & REHABILITATION, MTA PROPOSITION C	10,000,000	750,000	YEARS 6 OF 10
5	FULTON AVENUE AT LA RIVER - WIDENING & NEW (RECONSTRUCTURE)	BRIDGE	DESIGN	HIGHWAY BRIDGE REPLACEMENT & REHABILITATION	2,000,000	-	YEAR 2 OF 5
5	VANOWEN AT BULL CREEK - WIDENING & SEISMIC RETROFIT	BRIDGE	DESIGN	HIGHWAY BRIDGE REPLACEMENT & REHABILITATION, MTA PROPOSITION C	2,000,000	40,000	YEAR 3 OF 5

LOS ANGELES RIVER REVITALIZATION PROJECTS

CD	MAJOR PROJECTS DESCRIPTION		Status	Funding Source	Project Amount	2006-07 Estimated Expenditures	Timeline and Duration of Project
	BRIDGE PROJECTS (Continued)						
6	**LAUREL CANYON BLVD AT TUJUNGA WASH-** WIDENING, CONSTRUCT NEW SUBSTRUCTURE AND BIKE ACCESS LANES	BRIDGE	RIGHT-OF-WAY ACQUISITION	MTA PROPOSITION C AND HIGHWAY BRIDGE REPLACEMENT & REHABILITATION	$ 2,[illegible]	$ -	YEAR 6 OF 7
7	**GLENOAKS OVER TUJUNGA WASH-** WIDENING & SEISMIC RETROFIT	BRIDGE	RIGHT-OF-WAY ACQUISITION	HIGHWAY BRIDGE REPLACEMENT & REHABILITATION	2,[illegible]	[illegible]	YEAR 3 OF 4
9, 14	**FIRST STREET OVER LOS ANGELES RIVER -** WIDENING FOR LIGHT RAIL	BRIDGE	CONSTRUCTION	SEISMIC RETROFIT PROGRAM, HIGHWAY BRIDGE REPLACEMENT & REHABILITATION, MTA PROPOSITION C	31,[illegible]	6,[illegible]	YEAR 5 OF 8
12	**OVERSMOUTH AVENUE-** WIDENING & SEISMIC RETROFIT	BRIDGE	BID & AWARD	HIGHWAY BRIDGE REPLACEMENT & REHABILITATION	2,[illegible]	[illegible]	YEAR 3 OF 6
13	**FLETCHER DRIVE OVER LOS ANGELES RIVER -** RETROFIT	SEISMIC	DESIGN	SEISMIC RETROFIT PROGRAM	8,[illegible]	[illegible]	YEAR 6 OF 9
14	**SIXTH STREET AT LA RIVER-** BRIDGE REPLACEMENT	HISTORIC	PRE-DESIGN	SIXTH HIGHWAY BRIDGE REPLACEMENT & REHABILITATION, PRIMARY FUNDING PENDING	100,[illegible]	1,[illegible]	YEAR 1 OF 11
	TOTAL-BRIDGE PROJECTS:				$ 156,222,000	$ 30,918,000	
	WATERSHED PROJECTS						
4	**NORTH STWATER PARK -** 1.17 ACRES OF NEW PARK SPACE; RESTORE RIPARIAN SYSTEM TRIBUTARY TO LA RIVER	ADD	PRE-DESIGN	COLLECTION SYSTEM IMPROVEMENT PROJECTS	$ 5,[illegible]	$ -	YEAR 1 OF 10
1, 9, 13, 14, 15	**CATCH BASIN INSERT AND COVERING PROGRAM PHASE I-** INSTALLATION OF CATCH BASIN SCREENS TO REDUCE TRASH ENTERING THE LA RIVER AND BALLONA CREEK		UNDERWAY	PROPOSITION O	17,[illegible]	1,[illegible]	YEAR 6 OF 8
	TOTAL-WATERSHED PROJECTS:				$ 22,[illegible]	$ 1,[illegible]	
	PARKS & FACILITIES PROJECTS						
2, 6, 8	**LOS ANGELES RIVERFRONT PARK -** GREENING ALONG STUDIO CITY, SHERMAN OAKS, ENCINO AREA	PHASE 2	CONSTRUCTION	PROPOSITION K PROGRAM	$ 2,[illegible]	$ [illegible]	YEAR 2 OF 3
4, 13	**HEADWORKS RESERVOIR PROJECT -** CONSTRUCTION OF UNDERGROUND STORAGE RESERVOIR TO REPLACE SILVER LAKE & ELYSIAN RESERVOIRS	NEW	PLANNING	DEPARTMENT OF WATER AND POWER FUNDS	[illegible]	2,[illegible]	YEAR 4 OF 11
4, 13	**HEADWORKS ECOSYSTEM RESTORATION PROJECT -** PARTNERING WITH THE ARMY CORPS TO DEVELOP WETLANDS, HABITAT RESTORATION AND OTHER PUBLIC BENEFITS TO FORMER HEADWORKS RESERVOIR (SILVER LAKE)		FEASIBILITY	ARMY CORPS, DEPARTMENT OF WATER AND POWER	15,[illegible]	[illegible]	YEAR 4 OF 11
1	**TAYLOR YARD -** DEVELOPMENT OF 40 ACRES FOR SPORTS FIELDS AND PASSIVE PARK		CONSTRUCTION	PROPOSITION 40, URBAN DEVELOPMENT ACTION GRANT	11,[illegible]	6,[illegible]	YEAR 3 OF 3
	TOTAL-PARKS & FACILITIES PROJECTS:				$ 254,[illegible]	$ 3,[illegible]	

LOS ANGELES RIVER REVITALIZATION PROJECTS

CD	MAJOR PROJECT DESCRIPTION	Status		Funding Source	Project Amount	2006-07 Estimated Expenditures	Timeline and Duration of Project
	TRANSPORTATION PROJECTS						
4	**LA RIVER BIKE PATH PHASE 3 -** OF A BIKEWAY PATH FROM BARCLAY AVENUE TO NORTH SPRING STREET	DESIGN	DESIGN	MTA, PROPOSITION C	$ 1,000,000	$ 500,000	YEAR 3 OF 3
4	**TAYLOR YARD BIKE BRIDGE AND PATH-** OF A BRIDGE (BIKEWAY PATH) AND PATH (BIKEWAY PATH)	DESIGN	DESIGN	MTA, PROPOSITION C	3,177,000	700,000	YEAR 2 OF 4
13	**LA RIVER BIKE PATH PHASE 10 -** OF RIGHT-OF-WAY FOR CLASS I BIKEWAY PATH	ACQUISITION	RIGHT-OF-WAY	MTA, PROPOSITION C & TRANSPORTATION DEVELOPMENT ACT FUND	3,000,000	500,000	YEAR 4 OF 3
	TOTAL-TRANSPORTATION PROJECTS:				$ 8,277,000	$ 5,700,000	
	OTHER PROJECTS						
ALL	**LA RIVER REVITALIZATION MASTER PLAN-** RIVER MASTER PLAN, INCLUDING GOVERNANCE, ALTERNATIVES, ECON	IN PROGRESS	PLANNING	DEPARTMENT OF WATER AND POWER FUNDS	$ 3,000,000	$ 1,500,000	YEAR 2 OF 3
ALL	**LOS ANGELES RIVER ECOSYSTEM RESTORATION-** 10 MILES OF LA RIVER AS (UNINCORPORATED WASHINGTON AVENUE TO ROSEMEAD BOULEVARD) TO RESTORING LA RIVER ECOSYSTEM	EVALUATE	UNDERWAY	ARMY CORPS, PUBLIC WORKS ENGINEERING	3,475,000	-	YEAR 1 OF 3
13	**MILE MARKER PILOT PROGRAM-** INSTALLATION OF PAINTED LOCATION MARKERS ALONG THE LA RIVER IN ATWATER VILLAGE		UNDERWAY	PUBLIC WORKS - BUREAU OF ENGINEERING	-	-	YEAR 1 OF 6
	TOTAL-OTHER PROJECTS:				$ 6,475,000	$ 1,825,000	
TOTAL ONGOING LA RIVER REVITALIZATION PROJECTS					$ 60,686,000	$ 44,969,000	

LOS ANGELES RIVER REVITALIZATION PROJECTS

CD	MAJOR PROJECTS DESCRIPTION	Status	Funding Source	Project Amount	2006-07 Estimated Expenditure	Timeline and Duration of Project
	COMPLETED PROJECTS			BUDGETED COST	ACTUAL COST	
8	PACOIMA AREA UPPER LOS ANGELES RIVER - INSTALLATION OF TRASH CAPTURING DEVICES	COMPLETED	STORMWATER POLLUTION ABATEMENT FUND	$ [illegible]	$ [illegible]	
2,3	VAN NUYS/CANOGA AREA - UPPER LOS ANGELES RIVER - INSTALLATION OF TRASH CAPTURING DEVICES	COMPLETED	STORMWATER POLLUTION ABATEMENT FUND	1,000,000	1,000,000	
2	STUDIO CITY PARKING STRUCTURE - NEW CONSTRUCTION OF THREE LEVEL PARKING STRUCTURE	COMPLETED	SPECIAL PARKING REVENUE FUND	2,470,000	2,030,427	
4,13	LA RIVER WALK PATH SIGNAGE FOR EMERGENCY RESPONSE - PILOT PROGRAM	COMPLETED	GENERAL FUND	8,000	8,000	
4	FERRARO SOCCER FIELDS - IMPROVEMENTS TO SOCCER FIELDS, RESTROOMS, PARKING AREAS	COMPLETED	PROPOSITION K PROGRAM, GENERAL FUND	2,000,000	1,000,000	
4	GRIFFITH PARK RECREATION CENTER - IMPROVEMENTS TO ATHLETIC FIELDS	COMPLETED	PROPOSITION K PROGRAM, FEDERAL LAND & WATER CONSERVATION FUND (STATE GRANT)	1,000,000	990,000	
	TOTAL-COMPLETED PROJECTS:			$ 14,178,000	$ 13,480,042	
	CANCELLED PROJECTS			BUDGETED COST	AMOUNT SPENT	
5	SEPULVEDA WETLANDS PROJECT - 75 ACRE WETLANDS CONSTRUCTION IN SEPULVEDA BASIN	50 %	FISH/GEBRAN	SEWER CONSTRUCTION & MAINTENANCE FUND	$ 16,000,000	$ 755,000
	TOTAL-CANCELLED PROJECTS:			$ 16,000,000	$ 755,000	

EXPENDITURES AND APPROPRIATIONS BY FUNDING SOURCE

Expenditures 2004-05	Adopted Budget 2005-06	Estimated Expenditures 2005-06		Budget Appropriation 2006-07
General Fund				
$ 2,612,428,104	$ 2,437,000,309	$ 2,309,436,000	Budgetary Departments	$ 2,617,955,906
63,158,200	61,423,675	61,424,000	Library Fund	66,732,558
107,015,770	125,658,874	125,659,000	Recreation and Parks Fund	120,071,000
500,000	500,000	500,000	Fire and Police Pension Funds	500,000
392,027,167	449,871,875	442,193,000	2005 Pension Tax and Revenue Anticipation Notes	185,040,643
139,571,656	149,720,025	149,218,000	Capital Finance Administration	145,902,836
16,778,588	10,698,800	9,220,000	Capital Improvement Expenditure Program	36,361,720
89,229,133	99,359,215	94,737,000	General City Purposes	99,075,000
376,520,490	431,050,749	420,410,000	Human Resources Benefits	415,573,258
8,193,493	7,985,171	7,986,000	Judgement Obligation Bonds Debt Service Fund	5,108,001
28,383,614	40,570,000	37,570,000	Liability Claims	41,670,000
—	33,897,479	—	Unappropriated Balance	41,054,532
31,052,775	36,797,370	30,797,000	Water and Electricity	30,000,016
9,000,000	9,000,000	12,150,000	Affordable Housing Trust Fund	6,000,000
540,000	810,000	810,000	Animal Spay and Neuter Trust Fund	810,000
300,000	300,000	300,000	Animal Sterilization Trust Fund	300,000
9,100,000	9,805,000	9,401,000	Arts and Cultural Opportunities	10,277,000
4,000,000	2,242,000	2,242,000	Attorney Conflicts Panel	2,242,000
—	8,200,000	8,200,000	Building and Safety Enterprise Fund	—
987,330	987,330	987,000	Business Improvement District Trust Fund	757,330
2,105,058	2,160,152	2,160,000	City Ethics Commission Fund	2,300,705
3,061,300	4,204,000	4,204,000	Efficiency Projects and Police Hires Fund	—
398,017	307,910	300,000	El Pueblo Fund	402,331
4,383,075	4,649,200	4,641,000	Insurance and Bonds Premium Fund	4,304,000
200,000	163,100	163,000	Local Emergency Planning	163,100
346,276	2,647,180	2,647,000	Matching Campaign Funds Trust Fund	2,647,180
7,011,990	8,945,610	9,040,000	Neighborhood Empowerment Fund	9,000,863
1,098,845	—	—	Older Americans Act Trust Fund	—
150,000	—	—	Project Restore	—
7,196,039	10,567,153	10,567,000	Tax Reform Fund	12,335,124
4,390,000	3,880,000	3,880,000	TEAMSTS Special Fund	—
9,932,294	10,397,000	10,397,000	Zoo Enterprise Trust Fund	10,611,894
$ 3,858,742,137	$ 2,847,394,506	$ 2,725,587,000	Total General Fund	$ 4,336,705,347
SPECIAL PURPOSE FUNDS				
$ 364,393,352	$ 601,032,000	$ 640,221,000	Budgetary Departments	$ 705,573,759
62,022	62,022	62,000	Recreation and Parks Fund	62,022
27,506,509	43,705,507	43,705,000	City Employees' Retirement Fund	50,376,538
4,913,003	4,755,583	4,764,000	Capital Finance Administration	4,676,257
100,240,040	280,008,870	209,000,000	Capital Improvement Expenditure Program	323,928,557
200,000	400,076	270,000	General City Purposes	640,876
—	—	—	Judgement Obligation Bonds Debt Service Fund	1,760,000
—	12,828,535	—	Unappropriated Balance	5,642,002
482,938	338,001	338,000	Liability Claims	500,000
259,397,309	340,849,336	306,410,000	Wastewater Special Purpose Fund	382,372,973
304,094,005	377,000,308	501,000,000	Appropriations to Special Purpose Funds	181,545,338
$ 1,347,078,630	$ 1,074,799,123	$ 1,791,764,000	Total Special Funds	$ 2,360,140,256
BOND REDEMPTION AND INTEREST FUNDS				
$ 141,856,600	$ 163,420,450	$ 164,407,000	General City Bonds	$ 160,362,000
$ 141,856,600	$ 163,420,450	$ 164,407,000	Total Bond Redemption and Interest Funds	$ 160,362,000
$ 5,347,676,767	$ 5,085,274,079	$ 5,081,828,000	Total (All Purposes)	$ 6,673,214,607

DETAILED STATEMENT OF RECEIPTS

Receipts 2004-05	Adopted Budget 2005-06	Estimated Receipts 2005-06		Budget 2006-07
GENERAL FUND				
$ 1,209,161,384	$ 1,136,777,000	$ 1,151,066,000	Property Tax (1)	$ 1,299,071,000
588,050,014	566,391,000	610,340,000	Utility Users' Tax	613,448,000
496,880,377	436,924,416	485,131,101	Licenses, Permits, Fees and Fines (2)	528,841,101
396,754,340	385,345,000	420,220,000	Business Tax	431,720,000
318,881,306	310,200,000	321,097,000	Sales Tax	338,097,000
191,190,086	150,000,000	213,948,000	Documentary Transfer Tax	192,500,000
100,380,700	160,000,000	167,894,000	Power Revenue Transfer	175,000,000
00,000,000	--	--	Power Revenue Transfer Supplemental	--
127,751,478	114,470,000	122,600,000	Transient Occupancy Tax	133,000,000
115,602,027	113,000,000	115,000,000	Parking Fines (3)	122,328,000
67,163,553	70,800,000	75,000,000	Parking Users' Tax	82,350,000
64,039,500	46,860,000	54,130,000	Franchise Income	60,945,000
24,500,666	31,310,000	38,480,000	Interest	44,000,000
25,015,180	25,000,000	27,014,000	Water Revenue Transfer	31,000,000
42,290,230	20,500,000	24,000,000	State Motor Vehicle License Fees	25,000,000
64,085,063	16,500,000	17,281,000	Grants Receipts	17,081,246
16,166,977	10,200,000	10,447,000	Telmarc Settlement	10,473,000
	15,250,000	15,250,000	Transfer from Tax Reform Fund	14,300,000
4,731,104	1,471,000	1,471,000	Transfer from Telecommunications Dev. Account	5,384,000
3,664,458	3,358,000	4,250,000	Residential Development Tax	4,230,000
122,871,472	266,266,091	285,285,000	Transfer from Reserve Fund	231,301,000
$ 3,005,355,168	$ 3,047,064,906	$ 4,169,690,113	Total General Fund	$ 4,338,755,347
SPECIAL PURPOSE FUNDS				
$ 578,771,488	$ 643,737,762	$ 625,436,000	Sewer Construction and Maintenance Fund	$ 676,087,670
--	154,603,149	120,651,856	Building and Safety Enterprise Fund	110,096,000
00,096,570	85,850,000	91,730,000	Solid Waste Resources Revenue Fund*	137,064,600
91,809,071	89,093,030	109,601,000	Proposition A Local Transit Assistance Fund	196,944,077
01,337,122	90,383,163	105,040,000	Special Gas Tax Street Improvement Fund	192,736,639
41,476,149	62,000,000	77,010,734	Prop. C Anti-Gridlock Transit Improvement Fund	74,380,260
21,990,002	43,705,907	43,705,000	City Employees' Retirement Fund	80,346,926
46,707,035	47,502,750	46,210,000	Street Lighting Maintenance Assessment Fund	46,558,668
33,603,992	34,000,000	37,000,000	Local Public Safety Fund	29,800,000
38,794,253	55,650,066	48,237,666	Special Parking Revenue Fund	37,921,486
28,406,743	31,580,622	31,070,506	Stormwater Pollution Abatement Fund	21,475,800
22,433,403	21,838,876	30,360,000	Code Enforcement Trust Fund	33,706,000
42,457,373	31,303,426	36,526,000	Community Development Trust Fund	29,299,163
17,097,937	8,687,500	37,040,000	Affordable Housing Trust Fund	28,139,797
21,000,176	22,715,000	24,715,000	Convention Center Revenue Fund	22,875,000
18,433,120	21,750,757	21,900,000	Special Police Comm./911 System Tax Fund	18,538,970
21,014,089	17,500,000	20,531,503	Zoo Enterprise Fund	18,456,670
10,470,120	17,500,000	16,432,000	Fines--State Vehicle Code	17,520,000
17,216,485	16,317,000	17,200,000	Citywide Recycling Fund	17,210,000
34,732,758	16,360,094	15,212,000	Allocations from other sources	15,025,178
17,080,399	12,835,259	14,966,000	Workforce Investment Act	12,958,051
5,317,808	5,037,666	12,039,000	Rent Stabilization Trust Fund	12,624,000
8,338,468	8,006,160	9,546,500	Arts and Cultural Facilities and Services Fund	10,394,000
8,823,180	8,836,500	8,433,000	L. A. Convention and Visitors Bureau Fund	10,277,000
5,141,668	7,475,129	7,643,000	HOME Investment Partnerships Program Fund	6,406,000
7,520,966	8,546,678	8,546,000	Neighborhood Empowerment Fund	6,050,581
5,487,000	5,850,000	5,810,000	Supplemental Law Enforcement Services	5,000,000
2,850,610	2,426,000	2,964,000	Landfill Maintenance Special Fund	4,055,300
4,603,508	4,550,508	4,772,000	Mobile Source Air Pollution Reduction Fund	4,180,000
7,251,345	(4,503,950)	(4,461,000)	Tax Reform Fund	(1,000,187)
5,661,325	7,375,422	8,629,422	Telecommunications Development Account	4,230,280
3,742,738	3,427,548	3,272,000	El Pueblo Revenue Fund	3,741,551
2,087,747	3,250,000	4,273,000	Staples Arena Special Fund	3,600,000

DETAILED STATEMENT OF RECEIPTS (Continued)

Receipts 2004-05	Adopted Budget 2005-06	Estimated Receipts 2005-06		Budget 2006-07
$ 2,085,375	$ 2,033,041	$ 2,004,000	City Employees Retirement Fund	$ 2,731,500
2,410,413	1,000,000	2,000,000	Park and Recreational Sites and Facilities Fund	2,553,000
2,002,981	2,000,000	2,207,000	Local Transportation Fund	2,012,800
2,105,000	2,106,152	2,106,000	City Ethics Commission Fund	2,039,706
1,497,543	1,976,400	1,810,000	Community Services Administration Grant	2,012,270
4,630,391	4,150,750	1,850,000	Municipal Housing Finance Fund	2,050,000
2,442,014	2,910,000	2,275,000	Major Projects Review Trust Fund	1,095,000
1,819,621	1,815,000	1,810,000	Household Hazardous Waste Special Fund	1,017,000
3,921,300	4,414,000	4,414,000	Efficiency and Police Hires Fund	1,070,000
2,491,986	1,085,700	1,000,000	Older Americans Act Fund	1,384,186
2,031,299	1,130,000	2,000,000	Street Damage Restoration Fee Fund	2,000,000
2,081,013	1,375,000	1,002,000	Arts Development Fee Trust Fund	1,300,000
314,072	399,257	330,000	Housing Opportunities for Persons with AIDS	389,380
284,690	200,300	262,000	Procurement Reorganizing Trust Fund	-
1,793,013	75,000	60,018	Local Law Enforcement Block Grant Fund	-
6,005,712	-	-	Building and Safety Systems Dev. Fund	-
83,820,066	-	3,271,381	MTA Gap Loan Financing Proceeds Fund	-
4,130,140	-	2,953,104	Forfeited Assets Trust Fund	-
(4,880,838)	-	(952,405)	Fire Safety & Paramedic Comm. Sq. Tax Fund	-
(6,008,039)	(21,225,591)	(2,000,027)	Disaster Assistance Trust Fund	(11,000,000)
$ 1,490,175,542	$ 1,529,050,566	$ 1,575,135,953	Subtotal Special Purpose Funds	$ 1,095,812,056

Available Balances

$ -	$ 77,384,076	$ -	Sewer Construction and Maintenance Fund	$ 135,972,213
-	60,641,030	-	Proposition A Local Transit Assistance Fund	59,775,358
-	50,038,056	-	MTA Gap Loan Financing Proceeds Fund	46,479,437
-	-	-	Special Parking Revenue Fund	34,086,795
-	11,388,486	-	Citywide Recycling Fund	21,771,024
-	10,198,790	-	Solid Waste Resources Revenue Fund	22,023,898
-	13,802,003	-	Prop. C Anti-Gridlock Transit Improvement Fund	22,758,014
-	-	-	Building and Safety Enterprise Fund	18,591,060
-	22,344,460	-	Disaster Assistance Trust Fund	12,772,034
-	5,309,748	-	Neighborhood Empowerment Fund	5,076,308
-	9,069,932	-	Street Lighting Maintenance Assmt. Fund	8,081,928
-	3,251,001	-	Special Police Comm./911 System Tax Fund	7,519,945
-	3,961,000	-	Efficiency and Police Hires Fund	7,216,200
-	5,241,714	-	Code Enforcement Trust Fund	6,636,374
-	153,000	-	Local Public Safety Fund	6,350,892
-	3,675,440	-	Forfeited Assets Trust Fund	6,853,796
-	460,243	-	Telecommunications Development Account	4,420,301
-	452,872	-	Rent Stabilization Trust Fund	4,294,964
-	9,711,323	-	Tax Reform Fund	3,793,104
-	317,100	-	Zoo Enterprise Trust Fund	3,408,815
-	6,704,205	-	Stormwater Pollution Abatement Fund	3,304,164
-	7,998,177	-	Municipal Housing Finance Fund	3,203,000
-	2,033,281	-	Street Damage Restoration Fee Fund	3,079,398
-	690,870	-	Landfill Maintenance Trust Fund	2,107,625
-	1,953,498	-	Local Transportation Fund	1,891,708
-	715,359	-	Affordable Housing Trust Fund	1,497,095
-	238	-	L.A. Convention and Visitors Bureau Fund	1,457,200
-	90,000	-	Major Projects Review Trust Fund	1,443,845
-	280,578	-	Arts and Cultural Facilities and Services Fund	1,401,541
-	1,057,215	-	Mobile Source Air Pollution Reduction Fund	1,276,597
-	3,115,414	-	Traffic Safety Fund	973,987
-	1,751,730	-	Staples Arena Special Fund	900,614
-	9,537,565	-	Special Tax Tax Fund	700,528
-	862	-	Arts Development Fee Trust Fund	614,383
-	260,878	-	City Ethics Commission Fund	580,390

DETAILED STATEMENT OF RECEIPTS (Continued)

Receipts 2004-05	Adopted Budget 2005-06	Estimated Receipts 2005-06		Budget 2006-07
$ --	$ 538,201	$ --	Household Hazardous Waste Special Fund	$ 508,904
--	265,129	--	El Pueblo Revenue Fund	41,998
--	--	--	Convention Center Revenue Fund	34,051
--	--	--	City Employees Ridesharing Fund	650
--	275,497	--	Prop. Assessment Reorganization Trust Fund	331
--	570,040	--	Park and Recreation Sites and Facilities	161
--	2,663,140	--	Building & Safety Systems Development Fund	--
--	2,346,000	--	Supplemental Law Enforcement Services Fund	--
--	--	--	Fire Safety & Prevention Comm. Sp. Tax Fund	--
--	--	--	Local Law Enforcement Block Grant Fund	--
$ --	$ 365,139,567	$ --	Total Available Balances	$ 470,535,639
$ 1,496,170,042	$ 1,974,799,123	$ 1,676,105,013	Total Special Purpose Funds	$ 2,166,148,295
Bond Redemption and Interest Funds				
$ 141,896,000	$ 160,420,490	$ 164,467,000	Property Tax - City Levy for Bond Redemption and Interest	$ 168,362,855
$ 141,896,000	$ 160,420,490	$ 164,467,000	Total Bond Redemption and Interest Funds	$ 168,362,855
$ 5,500,201,008	$ 6,900,274,079	$ 6,000,280,034	Total Receipts	$ 6,673,214,307

(1) Property tax totals of categories of the City of Los Angeles comprised receipts for [illegible] and [illegible] and other adjustments [illegible] and deferrals to the [illegible] of City property tax receipts to [illegible] the state budget in Fiscal Years 2004-05 and 2005-06. Also included are property taxes earmarked as the City's supplemental interest for both outside bonded debt and [illegible].

(2) Beginning in Fiscal Year 2004-05, includes non-contingent revenue that has not deposited into the Traffic Safety Fund.

(3) Formerly known as "Municipal Court Fines," but excludes non-parking citations that have not deposited into the Traffic Safety Fund which are now included in Licenses, Permits, Fees and Fines.

*Formerly Sanitary Equipment Charge Revolving Fund.

SUMMARY OF REVENUES, EXPENDITURES AND CHANGES IN FUND BALANCES

($ million)

	General Fund			Special Purpose Funds			Bond Redemption and Interest			Total		
	Actual 2004-05	Estimate 2005-06	Budget 2006-07	Actual 2004-05	Estimate 2005-06	Budget 2006-07	Actual 2004-05	Estimate 2005-06	Budget 2006-07	Actual 2004-05	Estimate 2005-06	Budget 2006-07
Available Balance, July 1	$ 1,029.9 *	$ 394.5 *	$ 200.1 **	$ 300.7	$ 345.1	$ 475.3	$ -	$ -	$ -	$ 1,330.6	$ 739.6	$ 675.4
Revenue												
Property Tax	1,295.5	1,151.5	1,281.4	-	-	-	141.9	154.4	158.4	1,437.1	1,305.4	1,439.8
Other Taxes	1,565.0	1,610.6	1,662.0	10.4	21.6	14.5	-	-	-	1,575.4	1,632.2	1,676.5
Licenses, Permits, Fees & Fines	490.8	465.1	520.0	-	-	-	-	-	-	490.8	465.1	520.0
Grants	88.7	97.3	97.0	380.4	424.2	380.4	-	-	-	469.1	521.5	477.4
Other Receipts	420.6	666.2	443.6	507.7	1,334.1	1,341.7	-	-	-	928.3	2,000.3	1,785.3
Reserve for Encumbrances:												
Carried Forward	49.7	97.6	-	250.0	241.0	-	-	-	-	299.7	338.6	-
Total	$ 3,958.8	$ 4,256.2	$ 4,381.7	$ 1,449.1	$ 2,362.2	$ 2,192.1	$ 141.9	$ 154.4	$ 158.4	$ 5,549.8	$ 6,772.8	$ 6,672.2
Expenditures												
Operating Departments	$ 2,591.1	$ 2,779.4	$ 2,812.0	$ 664.2	$ 840.3	$ 1,106.2	$ -	$ -	$ -	$ 3,149.3	$ 3,422.7	$ 3,918.0
Employee Benefits	736.2	883.6	1,021.6	28.0	43.7	91.2	-	-	-	764.2	927.3	1,112.8
Capital Finance Administration	140.0	149.0	146.9	4.9	4.7	4.7	-	-	-	144.9	153.8	151.6
General City Purposes	88.2	84.7	86.1	10.2	6.3	6.0	-	-	-	98.4	91.0	92.1
Unappropriated Balance	-	-	45.0	-	-	5.2	-	-	-	-	-	48.5
Wastewater Systems	31.4	38.3	36.8	-	-	-	-	-	-	31.4	38.3	36.8
Judgment Obligation Bonds Debt Service	9.2	7.9	6.9	-	-	5.2	-	-	-	9.2	7.9	7.1
Liability Claims	30.4	37.7	41.7	6.5	6.5	6.5	-	-	-	36.9	38.0	42.0
General City Bonds	-	-	-	-	-	-	141.9	154.4	158.4	141.9	154.4	158.4
Capital Improvement Expenditure Program	41.8	8.2	24.0	196.2	228.9	373.1	-	-	-	238.0	236.1	396.4
Wastewater Capital Projects Fund	-	-	-	350.4	326.4	362.9	-	-	-	350.4	326.4	362.9
Other Purposes	97.0	84.1	62.6	304.5	341.1	662.0	-	-	-	371.5	342.2	724.6
Reserve for Encumbered Projects	-	-	-	-	-	-	-	-	-	-	-	-
Total	$ 3,564.7	$ 4,055.8	$ 4,381.7	$ 1,149.8	$ 1,751.7	$ 2,192.1	$ 141.9	$ 154.4	$ 158.4	$ 4,856.4	$ 5,961.7	$ 6,672.2
Reserve Balance, June 30	$ 394.2 **	$ 200.5 **	$ - **	$ 300.1	$ 610.6	$ -	$ -	$ -	$ -	$ 694.4	$ 810.6	$ -

* The amount is only the transfer from the Reserve Fund into the budget to assist in financing the general fund portion of the budget. All excess general revenue and property reconciliation funds in general are transferred into this fund. The Reserve Fund is an unassigned fund to finance emergencies and major unexpenses that may occur. The condition of the fund is governed in Section 3 of the budget appropriations and allocations.

** The amounts are unencumbered balances and unobligated revenues that revert to the Reserve Fund.

RESERVE FUND

2004-05	Estimated 2005-06		2006-07
Cash at Beginning of Fiscal Year			
$ 270,602,435	$ 460,036,919	Cash Balance, July 1	$ 411,110,254
		ADD:	
16,275,464	16,039,972	Charter Section 261: Advances Returned on 7/1	16,000,000
(17,850,075)	(22,053,568)	Reappropriation of Prior Year's Unexpended Capital Improvement Appropriations and Advances as Technical Adjustments	(10,000,000)
(122,071,472)	(286,265,091)	Transfer to Budget *	(231,394,000)
$ 153,957,352	$ 158,758,242	Balance Available, July 1	$ 185,816,254
		LESS:	
61,000,000	70,941,890	Emergency Reserve **	109,469,000
$ 92,957,352	$ 75,816,352	Contingency Reserve - Balance Available, July 1	$ 77,346,254
RECEIPTS			
$ 7,463,197	$ 16,950,000	Loans	$ 8,000,000
11,901,237	17,468,375	Charter Section 261: Advances Returned after 7/1	18,691,000
220,166,760	197,894,000	Transfer of Power Revenue Surplus ***	175,000,000
29,016,100	27,914,000	Transfer of Water Revenue Surplus ***	31,800,000
97,626,607	95,745,000	Unencumbered Balance	--
232,222,544	212,598,111	Unallocated Revenue	--
15,266,230	13,164,000	Early Reversion of Unencumbered Funds	--
11,043,482	9,971,377	Miscellaneous	--
$ 625,304,057	$ 586,693,466	Total Receipts	$ 233,490,000
$ 718,061,409	$ 662,509,818	Total Available Cash and Receipts	$ 310,446,254
DISBURSEMENTS			
$ 14,409,314	$ 15,437,045	Loans	$ 12,500,000
220,166,760	197,894,000	Budget--Power Revenue Surplus	175,000,000
29,016,100	27,914,000	Budget--Water Revenue Surplus	31,800,000
20,418,129	21,098,406	Transfers--Contingencies	--
32,215,247	32,000,000	Charter Section 261: Advances to Departments on 6/30	32,000,000
$ 317,024,490	$ 294,343,451	Total Disbursements	$ 251,300,000
Cash at Close of Fiscal Year			
$ 61,000,000	$ 70,941,890	Add: Emergency Reserve **	$ 109,469,000
$ 460,036,919	$ 411,110,254	Cash Balance, June 30	$ 167,016,254

* Transfers are made during the fiscal year by the Controller subject to the yearly condition.

** Emergency Reserve established on August 21, 1996, Council File No. 96-0458, amended to 2% of the General Fund, with the increases to be allocated to the Contingency Reserve Fund, Council File No. 00-0100, amended from 2% to 2.5%, Council File No. 08-0600, with the increases to be allocated to the Contingency Reserve Fund, in lieu/waiver of the Financial Policies adopted by Council on April 10, 2002, Council File No. 01-1822. Funds are to be used only upon the finding of "urgent economic necessity" by the mayor and confirmed by the Council.

*** Payments to City based on some percent of the total operating revenue of the preceding year. In 2004-05, DWP provided a surplus 350 million, incremental needs.

CONDITION OF THE TREASURY

Actual 2004-05	Estimated 2005-06		Estimated 2006-07
CASH BALANCE AT CLOSE OF FISCAL YEAR			
$ 460,036,919	$ 411,119,254	Reserve Fund	$ 167,014,204
304,935,443	358,600,000	General Fund	320,395,000
1,322,861,800	1,450,000,000	Special Purpose Funds	1,200,000,000
748,323,740	800,000,000	Capital Projects Funds	750,000,000
3,094,381,470	2,350,000,000	Public Service Enterprise Funds	3,000,000,000
91,825,450	95,000,000	Debt Service Funds	65,200,000
7,560,267	8,000,000	Internal Service Funds	8,000,000
917,005,767	530,000,000	Trust and Agency Funds	520,000,000
$ 6,245,933,942	$ 6,404,119,254	Condition of The Treasury	$ 6,350,614,204

STAPLES ARENA FUNDING AGREEMENT RECONCILIATION

The Staples Sports Arena is a sports and entertainment complex located adjacent to the Los Angeles Convention Center. The City entered into various agreements with the Arena Developer to advance approximately $70 million towards the project. Pursuant to the Gap Funding Agreement between the City and the Developer, the Developer is obligated to fully offset the City's costs for debt service on bonds issued for the Arena, reimbursement for property conveyed to the Developer, and compensation for loss of interest earnings on cash advanced toward the project. The Agreement specifies certain credits that will offset the Developer's obligations to the City. This schedule serves as an accounting of the Developer's obligations and offsetting credits.

Actual 2004-05	Estimated 2005-06		Budget 2006-07
		OBLIGATIONS	
$ 3,871,863	$ 3,872,694	Arena Debt Service *	$ 3,890,307
900,000	900,000	Reimbursement for Lost Interest Earnings (LAICO)	900,000
451,820	451,836	Reimbursement for City Owned Property	451,836
$ 5,223,683	$ 5,224,531	Total Obligations	$ 5,242,143
		CREDITS	
$ --	$ --	Excess Allowable Credits from Prior Period	$ --
3,187,564	3,580,000	Gross Receipts from Staples Arena Admissions Fee	3,500,000
1,075,751	1,031,652	Shortfall Proportional per Amendment No. 1	987,909
186,027	150,000	Incremental Convention Center Parking Revenue	150,000
70,538	80,000	Interest Earnings	80,000
$ 4,530,280	$ 4,761,652	Total Credits	$ 4,717,909
$ 693,403	$ 462,879	Obligation/(Credit) **	$ 502,228

*Debt payments are budgeted within the Capital Finance Administration Fund, with the Staples Arena Trust Fund as the source of funds. Actual cash payment to Trustee may vary from budgeted amount due to interest earnings.

**The 1998 Gap Funding Agreement authorized the Staples Developer to offset the repayment obligations with certain allowable credits. When the allowable credit exceeds the obligation amount, the Staples Developer is allowed to carry the credit forward to the following fiscal year. In 2003, Amendment No. 1 to the Gap Funding Agreement authorized the Staples Developer to prepay its repayment obligations. In exchange for the City's agreement to modify the credit enhancement requirements, the Staples Developer paid the City $16.5 million, comprised of $14.7 million for estimated shortfalls and $1.8 million for additional enhancement.

CITY DEBT POLICY STATEMENT

In August 1998, the City adopted a formal debt policy and in April 2005 this debt policy was incorporated into the City's Financial Policies. The debt policy established guidelines for the structure and management of the City's debt obligations, including target and ceiling levels for certain debt ratios to be used for financial planning purposes. The policy places certain restrictions on the types of items that can be financed, limiting financing only to those items with a useful life of six years or more. In accordance with the policy, the ratio of annual debt payments cannot exceed 15% of General Fund revenues for voter-approved and non-voter approved debt overall, and cannot exceed 6% of General Fund revenues for non-voter approved debt alone. The 6% ceiling for non-voter approved debt may be exceeded only if there is a guaranteed new revenue stream for the debt payments and the additional debt will not cause the ratio to exceed 7.5%, or if there is not a guaranteed revenue stream but the 6% ceiling will only be exceeded for one year.

RATIO	CEILING	ADOPTED 2005-06	ESTIMATED 2006-07
Total Gross Debt Service as Percent of General Fund Revenue	15%	10.51%	11.56%
Non-Voted Gross Debt Service as Percent of General Fund Revenue	6%	4.42%	3.92%

STATEMENT OF BONDED INDEBTEDNESS AND OTHER OBLIGATIONS

Charter Section 312(g) requires that the budget provide all essential facts regarding the bonded and other indebtedness of the City government. Under the California Constitution, the City may issue general obligation bonds subject to the approval of two-thirds of the voters voting on the bond proposition. General obligation bonds represent an indebtedness of the City secured by its full faith and credit. An ad valorem tax on real property is levied to pay principal and interest on general obligation bonds. The City may also levy special taxes on real property based on the size of improvements (rather than assessed valuation) with two-thirds voter approval. These taxes may secure bonded obligation. The City may issue revenue bonds under the State 1941 Act with approval by 50 percent plus one of the voters. Under the new City Charter, the City may establish its own procedures for issuing revenue bonds. Under State law, the City may also enter into long-term lease obligations without obtaining voter approval. Lease revenue bonds and certificates of participation may be issued which are secured by such lease-purchase agreements. Under various sections of State law, the City may establish assessment or Mello-Roos districts and issue bonds for infrastructure improvements. The bonds are secured solely by the properties in the district. The table below summarizes the outstanding general obligation bonded indebtedness of the City, judgment obligation bonds, lease revenue bonds, certificates of participation, special tax bonds, revenue bonds and special assessment and Mello-Roos districts.

	Voter Authorization	Amount Issued as of 7/1/06 [1]	Remaining Authorization	Amount Outstanding as of 7/1/06 [2]	Projected Issuance 2006-07	Debt Service 2006-07
General Obligation Bonds[3]	$ 6,693,949,000	$1,097,905,000	$ 595,923,000	$1,445,250,000	$ 66,000,000	$ 155,202,000
Seismic Improvements	370,000,000	370,000,000	-	195,324,856	--	27,168,141
Fire Safety Improvements	80,000,000	60,000,000	--	24,662,645	--	4,869,706
Police Facilities	176,000,000	176,000,000	--	72,730,104	--	10,087,936
Branch Library Facilities	63,400,000	63,400,000	--	26,610,810	--	4,032,895
Zoo Facilities	47,000,000	47,000,000	--	32,010,977	--	5,950,018
Library Facilities	106,000,000	106,000,000	--	68,654,850	--	15,622,610
Fire Facilities	338,666,000	346,570,568	32,537,431	262,561,317	32,032,431	30,160,000
Animal Shelter Facilities	184,100,000	169,240,000	15,706,000	112,662,440	13,706,000	12,300,200
Citywide Security	600,000,000	560,709,000	16,294,000	540,009,730	16,294,000	63,737,204
Storm Water Projects	600,000,000	37,010,000	450,690,000	37,000,000	5,000,000	3,415,293
Judgment Obligation Bonds	N/A	277,730,000	N/A	21,480,000	--	7,088,834
Lease Obligations	N/A	1,104,960,000	N/A	614,000,000	240,000,000	110,340,000
Hollywood Theatre COPs	N/A	43,240,000	N/A	40,075,000	--	3,610,000
Pershing Square (Mello Roos)	2,000,000	1,000,000	--	1,000,000	--	070,000
Convention Center Lease Obligations	N/A	420,850,000	N/A	411,835,000	--	30,100,000
Staples Arena	N/A	40,000,000	N/A	40,250,000	--	3,000,000
Special Parcel Tax Bonds						
Police Commissioners	230,000,000	225,000,000	--	181,195,000	--	21,341,000
DEBT SERVICE TO GENERAL FUND REVENUES AND SPECIAL TAXES[4] (% of Revenues)						$ 354,261,721 9.0%
Revenue Bonds						
Wastewater	3,900,000,000	2,518,234,358	805,765,651	2,357,290,000	130,000,000	150,301,443
Solid Waste Resources[5]	N/A	681,215,000	N/A	310,295,000	90,000,000	35,203,251
Parking	N/A	120,026,000	N/A	107,950,000	10,000,000	8,504,810
Special Assessment/Mello-Roos[6]						
Fire Safety Improvement	N/A	85,611,275	N/A	7,365,749	--	1,160,910
Playa Vista	N/A	105,000,000	N/A	105,000,000	--	7,204,205
Silver Oaks/Cascade Landscaping and Lighting	N/A	11,000,000	N/A	10,010,000	--	570,845
(Proposition K)[7]	N/A	64,200,000	N/A	30,595,000	--	3,104,152

[1] Does not include refundings, only new money bond issues.

[2] Total General Fund debt amounts to $ 2,050,100,000. Total outstanding City debt including revenue and assessment obligations is $ 5,792,630,749.

[3] The Charter limits general obligation indebtedness to 3.75% of assessed valuation. Outstanding general obligation indebtedness as of June 30, 2006 was 0.60% of assessed valuation. The rate for June 30, 2006 is estimated at 0.46%.

[4] Excludes Pension Obligation Bonds, Revenue Bonds.

[5] Funded solely by assessments on participating properties.

[6] Voter approved Proposition K bonds available for a levy of $60 million for 30 years that will be used to pay debt service on various Service projects. As of July 01, 2006 $45 million has been issued.

[7] Based on projected revenues for 2006-07 plus incremental revenue from self-supporting debt, including General Obligation Bonds, Public Commission Bonds and the Staples Arena debt.

SECTION 4

Budgets of Departments Having Control of Their Own Revenues or Special Funds

2006-07

Airports

City Employees' Retirement System

El Pueblo De Los Angeles

Harbor

Library

Pensions

Recreation and Parks

Water and Power

The budget recommended and submitted by the Mayor does not cover the operations, either as to receipts or expenditures (other than appropriations required by Charter, or other assistance under Charter Section 246), of the departments of City government given control of their own revenues or special funds, but is accompanied by copies of the proposed budgets of such departments for the information of the Council and the public. The budget of each of these departments is adopted by the citizen boards of commissioners charged with the control and management of such departments in accordance with Charter Sections 511 and 1160.

SECTION 4

DEPARTMENT OF AIRPORTS

The Department, under its Board of Commissioners, is responsible for the management, supervision and control of all airports and airport facilities under the jurisdiction of the City of Los Angeles. It plans, constructs and maintains its own buildings, and controls its own funds in accordance with the Los Angeles City Charter.

RECEIPTS

Actual Revenue 2004-05	Adopted Budget 2005-06	Estimated Revenue 2005-06		Estimated Revenue 2006-07
$ 364,954,000	$ 360,990,042	$ 250,972,000	Available from Prior Period[1]	$ 257,436,000
574,233,000	586,952,000	609,840,000	Operating Revenue (Schedule 1)	664,342,000
40,019,000	40,641,000	35,813,000	Non Operating Income (Schedule 1)	40,000,000
6,245,000	6,814,000	5,662,000	PFC Receipts to Operations (Schedule 3)	6,205,000
134,038,000	134,271,000	115,224,000	PFC Receipts	110,105,000
1,180,000	20,065,247	29,608,000	Grants Reimbursements - LAX	93,205,000
636,000	29,165,411	31,031,000	Grants Reimbursements - ONT	22,374,000
--	4,571,527	--	Grants Reimbursements - VNY	880,000
--	--	3,636,000	Law Enforcement Officer Reimbursement	2,400,000
$ 985,306,000	$ 1,084,261,135	$ 1,078,992,000	Total Receipts	$ 1,204,957,000

EXPENDITURES

Actual Expenditures 2004-05	Adopted Budget 2005-06	Estimated Expenditures 2005-06		Budget Appropriation 2006-07
MAINTENANCE AND OPERATIONS EXPENSE				
$ 234,548,000	$ 240,115,000	$ 250,662,000	Total Salaries and Benefits	$ 275,229,000
203,755,000	326,589,000	206,194,000	Total Materials, Supplies and Services	356,836,000
76,186,000	--	--	Depreciation and Amortization[2]	--
$ 514,489,000	$ 566,704,000	$ 486,746,000	Total Maintenance and Operations Expense (Schedule 2)	$ 632,065,000
NONOPERATING EXPENSE AND RESERVES				
$ 9,074,000	$ 23,717,000	$ 7,375,000	Equipment and Vehicles	$ 20,302,000
8,245,000	6,814,000	5,662,000	PFC Funded Reserve	6,205,000
61,756,000	178,394,685	89,714,000	PFC Funded Capital Expenditures	57,400,000
1,798,000	67,622,185	60,636,000	Grant Funded Capital Expenditures	116,493,000
32,483,000	358,262,205	111,874,000	Revenue Funded Capital Expenditures	85,479,000
1,212,000	2,906,000	1,721,000	Capital Losses	2,885,000
43,256,000	42,132,000	57,941,000	Bond Redemption and Interest	33,369,000
$ 157,822,000	$ 475,557,135	$ 334,510,000	Total Nonoperating Expense	$ 322,242,000
$ 156,200,000	$ --	$ 156,200,000	Reserve for Maintenance and Operations	$ 160,000,000
87,994,000	20,000,000	87,994,000	Reserve for Insurance Trust	90,000,000
--	--	3,085,000	Net Addition to Reserves for Insurance Trust	4,000,000
--	3,000,000	1,000,000	Reserve for Litigation Expense	3,000,000
8,188,000	25,000,000	10,087,000	Unappropriated Balance	50,000,000
$ 250,972,000	$ 48,000,000	$ 257,436,000	Total Reserves	$ 297,000,000
$ 983,283,000	$ 1,084,261,135	$ 1,078,692,000	Total Appropriations	$ 1,204,957,000

[1] Available from Prior Period includes the Reserves and Unappropriated Balance.

[2] In 2004-05, Department funded Depreciation and Amortization.

Note: Figures vary slightly from Department's Annual Financial Report due to rounding

DEPARTMENT OF AIRPORTS

SCHEDULE 1 – REVENUE

Actual Revenue 2004-05	Adopted Budget 2005-06	Estimated Revenue 2005-06		Estimated Revenue 2006-07
AVIATION REVENUES				
$ 147,003,000	$ 152,870,000	$ 150,228,000	Signatory Flight Fees	$ 178,101,000
957,000	1,174,000	1,127,000	Non-Signatory Flight Fees	1,254,000
134,055,000	139,630,000	144,450,000	Building Rentals	149,595,000
54,013,000	53,771,000	57,075,000	Land Rentals	62,423,000
1,145,000	1,223,000	1,092,000	Fuel Fees	1,079,000
940,000	1,599,000	1,006,000	Plane Parking	1,040,000
2,214,000	1,753,000	1,157,000	Other Aviation Revenues	1,130,000
$ 341,327,000	$ 352,011,000	$ 363,001,000	Total Aviation Revenues	$ 393,639,000
CONCESSION REVENUES				
$ 85,030,000	$ 92,572,000	$ 91,372,000	Auto Parking	$ 97,001,000
51,815,000	55,940,000	58,232,000	Rent-A-Car	66,251,000
6,483,000	6,700,000	6,992,000	Bus, Limo and Taxi	7,147,000
726,000	730,000	727,000	Hotel and Motel Cycling	790,000
22,682,000	24,001,000	23,108,000	Food and Beverage	24,782,000
16,409,000	16,367,000	16,315,000	Gift and News	16,560,000
31,528,000	23,267,000	29,125,000	Duty Free Sales	39,620,000
7,140,000	6,577,000	6,930,000	Foreign Exchange, Business Centers	6,688,000
708,000	715,000	547,000	Telecommunications	543,000
1,000	2,225,000	--	Advertising	5,250,000
464,000	700,000	854,000	Specialty Retail	444,000
4,975,000	6,075,000	5,442,000	Other Concession Revenue	6,216,000
$ 228,335,000	$ 235,875,000	$ 241,018,000	Total Concession Revenues	$ 267,444,000
AIRPORT SALES AND SERVICES				
$ 1,974,000	$ 1,230,000	$ 365,000	Airline Bus	$ 985,000
--	248,000	40,000	Utilities	40,000
768,000	215,000	227,000	Accommodations	--
633,000	1,501,000	698,000	Other Sales and Services	725,000
$ 2,575,000	$ 3,194,000	$ 1,340,000	Total Sales and Services	$ 1,750,000
MISCELLANEOUS REVENUE				
$ 1,467,000	$ 1,992,000	$ 1,030,000	Miscellaneous Revenues	$ 1,010,000
TOTAL REVENUES				
$ 574,273,000	$ 596,992,000	$ 608,848,000	Total Operating Revenues	$ 664,342,000
$ 33,103,000	$ 40,041,000	$ 40,300,000	Nonoperating Income	40,000,000
$ 607,376,000	$ 637,033,000	$ 649,148,000	Total Revenues	$ 704,342,000

SCHEDULE 2 – MAINTENANCE AND OPERATIONS EXPENSE

Actual Expenditures 2004-05	Adopted Budget 2005-06	Estimated Expenditures 2005-06		Budget Appropriation 2006-07
SALARIES AND BENEFITS				
$ 159,617,000	$ 181,886,000	$ 173,221,000	Salaries--Regular	$ 188,193,000
23,040,000	13,027,000	23,901,000	Salaries--Overtime	13,887,000
26,948,000	27,949,000	32,520,000	Retirement Contributions	42,782,000
25,235,000	16,973,000	16,978,000	Health & Activity	25,060,000
5,600,000	..	5,202,000	Worker's Compensation	5,300,000
$ 254,540,000	$ 240,115,000	$ 252,862,000	Total Salaries and Benefits	$ 275,220,000
MATERIALS, SUPPLIES AND SERVICES				
$ 136,041,000	$ 160,203,000	$ 141,910,000	Contractual Services	$ 121,170,000
4,049,000	14,093,000	2,045,000	Administrative Services	4,366,000
46,070,000	47,678,000	37,538,000	Materials and Supplies	48,968,000
28,000,000	30,650,000	20,320,000	Utilities	31,434,000
9,007,000	9,778,000	7,028,000	Advertising and Public Relations	10,603,000
19,713,000	32,809,000	20,149,000	Other Operating Expenses	25,173,000
$ 243,755,000	$ 309,599,000	$ 226,191,000	Total Materials, Supplies and Services	$ 300,836,000
$ 498,293,000	$ 549,714,000	$ 485,746,000	Total Maintenance and Operations Expense	$ 585,035,000
ASSETS				
$ 9,074,000	$ 25,717,000	$ 7,375,000	Total Assets	$ 20,332,000
$ 507,377,000	$ 575,431,000	$ 494,121,000	Total Operating Expenses and Assets	$ 605,367,000

SCHEDULE 3 -- MAINTENANCE AND OPERATIONS EXPENSE
PASSENGER FACILITIES CHARGE FUNDED EXPENSE

Actual Expenditures 2004-05	Adopted Budget 2005-06	Estimated Expenditures 2005-06		Budget Appropriation 2006-07
SALARIES AND BENEFITS				
$ 2,452,595	$ 2,564,000	$ 2,501,000	Salaries--Regular	$ 2,743,000
29,385	60,000	17,000	Salaries--Overtime	60,000
339,200	395,000	630,000	Retirement Contributions*	603,000
220,100	207,000	234,000	Health Subsidy*	282,000
$ 3,040,100	$ 3,226,000	$ 3,382,000	Total Salaries and Benefits	$ 3,688,000
MATERIALS, SUPPLIES AND SERVICES				
$ 734,400	$ 1,374,000	$ 986,000	Contractual Services	$ 1,267,000
8,000	109,000	29,000	Administrative Services	62,000
87,900	169,000	162,000	Materials and Supplies	139,000
355,000	554,000	564,000	Utilities	564,000
5,300	121,000	21,000	Advertising and Public Relations	67,000
4,012,700	1,394,000	439,000	Other Operating Expenses	428,000
$ 5,204,200	$ 3,528,000	$ 2,180,000	Total Materials, Supplies and Services	$ 2,517,000
$ 8,245,000	$ 6,902,000	$ 5,562,000	Total Maintenance and Operations Expense	$ 6,205,000
ASSETS				
$ --	$ 12,000	$ --	Total Assets	$ --
$ 8,245,000	$ 6,914,000	$ 5,562,000	Total Operating Expenses and Assets	$ 6,205,000

LOS ANGELES CITY EMPLOYEES' RETIREMENT SYSTEM

This Department, under its Board of Administration, is vested with the exclusive management and control of the investments of the City Employees' Retirement Fund and the administration of the provisions of the City Charter and Administrative Code relative to the retirement, disability and death benefits provided for all City employees, except the uniformed forces of the Fire and Police Departments and the Department of Water and Power.

Actual 2004-05	Budget 2005-06	Estimated 2005-06		Adopted Budget 2006-07
			RECEIPTS	
$ [illegible]	$ [illegible]	$ [illegible]	City Contributions (see Schedule 1)	$ [illegible]
[illegible]	[illegible]	[illegible]	Member Contributions	[illegible]
[illegible]	[illegible]	[illegible]	City Deposit of Member Contributions	[illegible]
[illegible]	[illegible]	[illegible]	Family Death Benefit Plan Member Premiums	[illegible]
[illegible]	[illegible]	[illegible]	Earnings on Investments	[illegible]
[illegible]	--	[illegible]	Gain on Sale of Investments	--
$ [illegible]	$ [illegible]	$ [illegible]	Total Receipts	$ [illegible]
			EXPENDITURES	
$ [illegible]	$ [illegible]	$ [illegible]	Retirement Allowances	$ [illegible]
[illegible]	[illegible]	[illegible]	Family Death Benefit Plan Allowance	[illegible]
[illegible]	[illegible]	[illegible]	Retired Medical & Dental Subsidy	[illegible]
[illegible]	[illegible]	[illegible]	Retired Medicare Subsidy	[illegible]
[illegible]	[illegible]	[illegible]	Refund of Member Contributions	[illegible]
[illegible]	[illegible]	[illegible]	Refund of Discounted Retired Accumulated Contributions	[illegible]
[illegible]	[illegible]	[illegible]	Administrative Expenses (see Schedule 2)	[illegible]
[illegible]	[illegible]	[illegible]	Investment Management Expense	[illegible]
[illegible]	[illegible]	[illegible]	Reserve to Reserves	[illegible]
$ [illegible]	$ [illegible]	$ [illegible]	Total Expenditures	$ [illegible]

SCHEDULE 1 -- CITY CONTRIBUTIONS

ACTUARIAL REQUIREMENTS

To fund the estimated cost of maintaining the System as required in Section 1160 of the City Charter in accordance with the actuarial valuation of the System as of June 30, 2005. The total estimated actuarial salary of members for fiscal year 2006-07 is 23.66% of $1,656,324,816. $ 392,146,938

To match the estimated total amounts to be contributed by Family Death Benefit Plan members during the current fiscal year in accordance with the provisions of Section 511.1 and said actuarial report. 210,000

Subtotal	$ 392,356,938
Excess Benefit Plan Fund	322,000
Unused Trust Plan Fund	35,000
Total City Contributions	$ 392,310,938

CITY EMPLOYEES' RETIREMENT SYSTEM

SCHEDULE 2 – ADMINISTRATIVE EXPENSE

Expenditures 2004-05	Adopted Budget 2005-06	Estimated Expenditures 2005-06		Adopted Budget 2006-07
			SALARIES	
$ 6,608,396	$ 7,915,000	$ 7,100,000	General	$ 8,820,000
47,477	70,000	60,000	Overtime	70,000
$ 6,655,873	$ 7,915,000	$ 7,160,000	Total Salaries	$ 8,890,000
			EXPENSE	
$ 151,728	$ 230,000	$ 211,000	Printing and Binding	$ 220,000
91,211	140,000	135,000	Travel	140,000
2,421,188	2,624,000	2,721,000	Contracts	2,811,000
1,619,754	2,171,000	1,987,000	Office and Administrative	2,140,000
$ 4,283,882	$ 5,165,000	$ 5,054,000	Total Expense	$ 5,371,000
			EQUIPMENT	
$ 13,344	$ 360,000	$ 362,000	Furniture, Office and Technical Equipment	$ 90,000
	20,000	20,000	Transportation Equipment	-
$ 13,344	$ 380,000	$ 382,000	Total Equipment	$ 90,000
$ 10,953,099	$ 13,460,000	$ 13,220,000	Total Administrative Expense	$ 14,340,000

HARBOR DEPARTMENT

This Department, under its Board of Harbor Commissioners, is responsible for the management, supervision and control of the Harbor District, operates the Port of Los Angeles, operates a pilotage service and engages in the leasing of land and the production of oil in the District. It constructs and maintains its own facilities, and controls its own funds which must be used in connection with making commerce, navigation, fisheries and marine recreation in accordance with the Los Angeles City Charter and the State of California Tidelands Trust.

HARBOR REVENUE FUND

RECEIPTS

Receipts 2004-05	Adopted Budget 2005-06	Estimated Receipts 2005-06		Budget 2006-07
$ 45,229,703	$ 64,293,691	$ 64,545,179	Restricted Funds - Earthquake	$ 87,530,656
83,247,593	64,298,295	71,348,839	Other Restricted Funds	161,711,839
$ 128,476,196	$ 128,591,986	$ 135,894,018	Total Restricted Funds	$ 249,242,517
98,067,477	154,352,219	177,249,351	Unrestricted Funds Available	187,941,642
$ 226,543,673	$ 282,944,147	$ 313,143,369	Total Cash Available	$ 437,184,159
388,503,971	401,038,348	430,340,843	Receipts (Schedule 2)	435,188,706
$ 615,047,644	$ 683,546,495	$ 743,484,212	Total Receipts and Cash Funds	$ 848,482,865

APPROPRIATIONS

Cash Expenditures 2004-05	Adopted Budget 2005-06	Estimated Expenditures 2005-06		Budget Appropriation 2006-07
$ 42,001,960	$ 48,736,210	$ 44,216,592	General Salaries	$ 50,776,748
6,180,333	5,716,291	5,205,410	Overtime	5,325,327
$ 48,181,893	$ 54,452,501	$ 49,421,003	Total Salaries	$ 56,295,075
6,888,178	8,901,652	6,663,372	Less Salaries for Capital Projects	15,353,734
$ 42,193,547	$ 45,550,844	$ 42,758,575	Net Operating Salaries	$ 40,941,341
$ 17,395,839	$ 20,921,209	$ 19,375,001	Employee Health Benefits and Retirement	$ 19,004,210
564,802	1,402,197	1,092,115	Other Employee Benefits	1,059,338
$ 59,152,195	$ 67,874,250	$ 63,225,781	Total Salaries and Benefits	$ 61,344,589
$ 3,454,359	$ 4,895,139	$ 4,112,688	Marketing & Public Relations	$ 5,350,108
712,143	1,598,800	1,488,793	Travel Expenses	1,948,296
39,071,464	54,056,253	49,601,554	Outside Services	71,361,870
5,319,640	7,601,016	6,820,796	Materials & Supplies	7,356,791
26,349,988	23,313,977	21,744,381	City Services	23,700,709
(4,169,039)	(3,102,218)	(4,693,318)	Allocations to Capital	(8,789,820)
24,034,268	16,526,892	24,155,317	Other Operating Expenses (1)	35,398,193
$ 103,798,829	$ 105,687,877	$ 107,585,185	Total Operating Expenses	$ 207,350,141
$ 219,974	$ 336,175	$ 196,175	Interest Expense - Notes	$ 197,882
42,039,158	45,023,149	37,321,173	Interest Expense - Bonds	36,042,896
34,226,930	19,481,308	18,790,573	Other Non-Operating Expenses	10,463,919
$ 76,486,062	$ 65,481,232	$ 56,304,923	Total Non-Operating Expenses	$ 46,704,677
$ 280,272,488	$ 225,129,209	$ 213,900,109	Total Operating Budget	$ 254,414,818

HARBOR DEPARTMENT

APPROPRIATIONS (Continued)

Cash Expenditures 2004-05	Adopted Budget 2005-06	Estimated Expenditures 2005-06		Budget Appropriation 2006-07
$ 6,086,269	$ 10,081,408	$ 7,865,212	Capitalized & Allocated Expenditures	$ 7,354,192
9,311,167	21,047,200	2,312,900	Land and Property Acquisition	82,867,200
7,102,449	3,091,111	3,215,731	Equipment Purchases	14,211,372
89,184,972	178,702,832	122,390,252	Construction and Capital Improvements	207,050,661
$ 107,284,848	$ 193,521,749	$ 136,331,895	Total Capital Budget	$ 310,581,531
$ 337,967,335	$ 418,850,658	$ 350,231,915	Total Operating and Capital Budget	$ 576,369,349
(69,259,540)	41,724,376	(30,061,862)	Balance Sheet Transactions	(72,146,816)
$ 268,307,795	$ 460,575,034	$ 320,170,053	Total Regular Budget	$ 497,052,673
$ --	$ 41,687,761	$ --	Future Commitments	$ 61,911,668
--	--	--	Earmarked Special Projects (2)	20,000,000
185,893,900	721,803,970	235,792,511	Restricted Cash	197,102,157
173,746,351	69,377,610	182,691,542	Unappropriated Balance/Carried Forward	121,487,555
$ 619,947,841	$ 893,549,495	$ 743,481,212	Total Appropriations	$ 846,483,005

(1) Other Operating Expenses include Insurance Premiums, Utilities, Telephone Service, Provisions for Workers' Compensation and Debt Expense, Equipment Rental/Maintenance, Equipment Rents, Memberships & Subscriptions, and Taxes & Assessments.
(2) Planned Environmental Initiative Programs.

I hereby certify that this is a full copy of the preliminary Budget of the Los Angeles Harbor Department for the Fiscal Year 2006-07.

GERALDINE KNATZ, Ph.D.
Executive Director

HARBOR DEPARTMENT

SCHEDULE 1 - RECEIPTS

Receipts 2004-05	Adopted Budget 2005-06	Estimated Receipts 2005-06		Estimated Receipts 2006-07
			SHIPPING SERVICES	
$ [illegible]	$ [illegible]	$ [illegible]	Dockage	$ [illegible]
[illegible]	[illegible]	[illegible]	Wharfage	[illegible]
[illegible]	[illegible]	[illegible]	Storage	[illegible]
[illegible]	[illegible]	[illegible]	Demurrage	[illegible]
[illegible]	[illegible]	[illegible]	Assignment Charges	[illegible]
[illegible]	[illegible]	[illegible]	Cranes	[illegible]
[illegible]	[illegible]	[illegible]	Pilotage	[illegible]
$ [illegible]	$ [illegible]	$ [illegible]	Total Shipping Services	$ [illegible]
			RENTALS	
$ [illegible]	$ [illegible]	$ [illegible]	Land Rent	$ [illegible]
[illegible]	[illegible]	[illegible]	Building Rents	[illegible]
[illegible]	[illegible]	[illegible]	Warehousing	[illegible]
[illegible]	[illegible]	[illegible]	Wharf and Shed Rentals	[illegible]
$ [illegible]	$ [illegible]	$ [illegible]	Total Rentals	$ [illegible]
			ROYALTIES, FEES, AND OTHER OPERATING REVENUES	
$ [illegible]	$ [illegible]	$ [illegible]	Fees, Permits, and Concessions	$ [illegible]
[illegible]	[illegible]	[illegible]	Oil Royalties	[illegible]
[illegible]	[illegible]	[illegible]	Other Operating Revenue	[illegible]
$ [illegible]	$ [illegible]	$ [illegible]	Total Miscellaneous Operating Revenue	$ [illegible]
$ [illegible]	$ [illegible]	$ [illegible]	Total Operating Revenues	$ [illegible]
			NON-OPERATING REVENUES	
$ [illegible]	$ [illegible]	$ [illegible]	Interest Income - Cash	$ [illegible]
[illegible]	[illegible]	[illegible]	Interest Income - Notes	[illegible]
[illegible]	[illegible]	[illegible]	Interest Income - Bonds	[illegible]
[illegible]	[illegible]	[illegible]	Net Investment Income	[illegible]
[illegible]	[illegible]	[illegible]	Non-Operating Revenues	[illegible]
[illegible]	[illegible]	[illegible]	Other Non-Operating Revenues	[illegible]
$ [illegible]	$ [illegible]	$ [illegible]	Total Non-Operating Revenues	$ [illegible]
$ [illegible]	$ [illegible]	$ [illegible]	Total Receipts - Harbor Department	$ [illegible]

HARBOR DEPARTMENT

CAPITAL IMPROVEMENT EXPENDITURE PROGRAM

The projects listed herein are those which are to be financed from the Harbor Revenue Fund or special funds available to the Board of Harbor Commissioners. The projects listed are to be wholly or partially undertaken in 2006-07. The project data shown in this portion of the Budget are presented for information purposes only.

ESTIMATED EXPENDITURES 2006-07

(In Thousands of $)

CAPITAL IMPROVEMENT PROJECTS *		
Pier 400 Development	$	1,073
West Basin		15,100
Terminal Island/East Basin		6,289
Harbor Beautification Projects		2,388
Transportation Improvement		12,142
San Pedro Waterfront Development		18,024
Cruise Terminal		8,264
Wilmington Waterfront Development		6,425
West Channel/Cabrillo Beach Recreational Complex		8,118
Port Security		46,153
Channel Deepening Program		27,502
Environmental Enhancements		16,639
Miscellaneous Projects		31,425
Total Construction Projects	$	200,672
Reprogramming of Costs		(12,619)
Land and Property Acquisition		82,057
Total Capital Improvement **	$	270,110

* Some project costs are adjusted by reprogramming of cost.
** Overhead, Equipment, and Capitalized & Allocated Expenditures are extract.

LIBRARY DEPARTMENT

This Department operates and maintains a Central Library which is organized into subject departments and specialized service units, eight regional branches providing reference and circulating service in their respective regions of the City, and 72 branches providing neighborhood service; and controls its own funds.

Receipts 2004-05	Adopted Budget 2005-06	Estimated Receipts 2005-06		Budget Appropriation 2006-07
			REVENUE	
			APPROPRIATIONS	
$ 60,139,000	$ 61,423,673	$ 61,423,673	Mayor-Council Appropriation	$ 65,732,358
$ 60,139,000	$ 61,423,673	$ 61,423,673	Total Appropriations	$ 65,732,358
			OTHER REVENUE	
$ 2,284,391	$ 2,900,000	$ 2,900,000	Fines and Fees	$ 2,900,000
622,045	600,000	600,000	Other Departmental Revenue	255,000
536,773	3,796,585	3,796,585	Other Receipts	513,585
3,882,856	1,935,042	1,935,042	State Public Library Foundation	1,554,260
..	456,000	456,000	Unspent Prior Year Funds from CLIFB	256,000
..	..	..	Sales Proceeds	1,300,000
$ 7,266,065	$ 9,299,627	$ 9,299,627	Total Other Revenue	$ 6,808,845
$ 67,377,859	$ 70,683,300	$ 70,683,300	Total Revenue	$ 72,595,403

Expenditures 2004-05	Budget Appropriation 2005-06	Estimated Expenditures 2005-06		Budget Appropriation 2006-07
			EXPENDITURES	
			SALARIES	
$ 49,782,265	$ 54,505,281	$ 54,038,000	General	$ 56,334,778
1,597,087	596,703	1,532,000	As Needed	556,750
180,616	35,423	70,000	Overtime	35,423
$ 51,559,968	$ 55,137,412	$ 55,630,000	Total Salaries	$ 56,926,999
			EXPENSE	
$ 26,482	$ 36,482	$ 31,000	Office Equipment	$ 30,482
124,954	124,650	124,000	Printing and Binding	179,050
3,031,526	3,031,000	3,031,000	Contractual Services	2,976,000
81,335	79,463	70,000	Transportation	77,463
79,469	77,796	78,000	Library Book Repairs	77,796
5,652	6,829	7,000	Uniforms	6,829
337,149	327,604	328,000	Office and Administrative	656,699
160,042	157,494	158,000	Operating Supplies	157,494
$ 3,847,619	$ 3,826,158	$ 3,827,000	Total Expense	$ 4,162,143
			EQUIPMENT	
$ 1,173,637	$ 839,519	$ 840,000	Furniture, Office and Technical Equipment	$ 80,240
$ 1,173,637	$ 839,519	$ 840,000	Total Equipment	$ 80,240
			SPECIAL	
$ 10,626,634	$ 10,639,111	$ 10,130,000	Library Materials	$ 11,429,111
..	1,000	..	Unappropriated Balance	1,000
$ 10,626,634	$ 10,640,111	$ 10,130,000	Total Special	$ 11,430,111
$ 67,187,858	$ 70,683,300	$ 70,027,000	Total Library	$ 72,599,493

LIBRARY DEPARTMENT

SUPPORTING DATA

DISTRIBUTION OF 2006-07 TOTAL COST OF PROGRAMS

	08 4461 Public Library Services
Budget	
Salaries	$ 66,630,600
Expense	4,162,143
Equipment	80,240
Special	11,435,111
Total Library	$ 72,308,493
Support Program Allocation	$ --
Related Costs	
Pension & Retirement	$ 15,888,673
Human Resources Benefits	8,591,396
Water & Electricity	4,624,833
Communication Services	--
Building Services	1,917,944
All Other Dept Related Costs	8,685,731
Capital Finance & Wastewater	6,963,062
Liability Claims	4,292
Subtotal Related Costs	$ 46,246,829
Total Cost of Program	$ 118,940,232
Positions	1,329

DEPARTMENT OF PENSIONS

FIRE AND POLICE PENSION SYSTEM, NEW PENSION SYSTEM, AND SAFETY MEMBERS PENSION PLAN

The Board of Pension Commissioners has the responsibility for and the exclusive control of the administration and investment of monies in the funds of the Fire and Police Pension System, New Pension System, and the Safety Members Pension Plan and administers the provisions of the Charter relative to service, disability, and dependents' pensions for members of the Fire and Police Departments.

Expenditures 2004-05	Adopted Budget 2005-06	Estimated Receipts 2005-06		Proposed Budget 2006-07
			RECEIPTS	
$ [illegible]	$ [illegible]	$ [illegible]	General Fund	$ [illegible]
[illegible]	[illegible]	[illegible]	Tax and Revenue Anticipation Notes **	[illegible]
[illegible]	[illegible]	[illegible]	1% City Contribution on Tier 6	[illegible]
[illegible]	[illegible]	[illegible]	Excess Benefit Plan	[illegible]
[illegible]	[illegible]	[illegible]	Member Contributions	[illegible]
[illegible]	[illegible]	[illegible]	Earnings on Investments	[illegible]
[illegible]	[illegible]	[illegible]	Gain on Sale of Investments	[illegible]
[illegible]	[illegible]	[illegible]	Miscellaneous	[illegible]
$ 1,261,620,449	$ 560,517,227	$ 593,703,000	Total Receipts	$ 730,896,464

Expenditures 2004-05	Adopted Budget 2005-06	Estimated Expenditures 2005-06		Proposed Budget 2006-07
			EXPENDITURES	
$ [illegible]	$ [illegible]	$ [illegible]	Service Pensions	$ [illegible]
[illegible]	[illegible]	[illegible]	Service Pensions - DROP payout*	[illegible]
[illegible]	[illegible]	[illegible]	Disability Pensions	[illegible]
[illegible]	[illegible]	[illegible]	Surviving Spouses' Pensions	[illegible]
[illegible]	[illegible]	[illegible]	Minors/Dependents' Pensions	[illegible]
[illegible]	[illegible]	[illegible]	Refund of Contributions	[illegible]
[illegible]	[illegible]	[illegible]	Health Insurance Subsidy	[illegible]
[illegible]	[illegible]	[illegible]	Dental Insurance	[illegible]
[illegible]	[illegible]	[illegible]	Medicare	[illegible]
[illegible]	[illegible]	[illegible]	Health Insurance Reimbursement	[illegible]
[illegible]	[illegible]	[illegible]	Investment Management Expense	[illegible]
[illegible]	[illegible]	[illegible]	Administrative Expense	[illegible]
$ 651,727,466	$ 695,397,000	$ 737,164,000	Total Expenditures	$ 801,910,000
$ 609,892,983	$ (96,879,773)	$ (143,461,000)	Increase in Fund Balance	$ (71,013,536)
$ 1,261,620,449	$ 560,517,227	$ 593,703,000	Total Disbursements	$ 730,896,464

* The estimated DROP liability as of June 30, 2006 is approximately $270.0 million.

** This line item reflects the City's contribution to the System that is funded by the TRANs. The amount has been reduced by $111,844, which is the amount needed to fund the City's contribution to the Excess Benefit Plan.

DEPARTMENT OF PENSIONS

FIRE AND POLICE PENSION SYSTEM, NEW PENSION SYSTEM, AND SAFETY MEMBERS PENSION PLAN

Expenditures 2004-05	Adopted Budget 2005-06	Estimated Expenditures 2005-06		Proposed Budget 2006-07
			ADMINISTRATIVE EXPENSE	
			SALARIES	
$ 5,794,839	$ 6,612,000	$ 6,649,000	General	$ 7,670,000
12,073	134,000	111,000	Overtime	129,000
$ 5,806,912	$ 6,746,000	$ 6,760,000	Total Salaries	$ 7,799,000
			EXPENSE	
$ 36,067	$ 65,000	$ 70,000	Printing and Binding	$ 80,000
42,094	150,000	80,000	Travel	150,000
2,387,385	2,915,000	2,980,000	Contractual	3,215,000
-	-	3,000	Transportation	3,000
-	-	-	Governmental Meetings	-
387,731	940,000	420,000	Medical Services	482,000
289,000	430,000	365,000	Office and Administration	310,000
404,840	515,000	470,000	Health Insurance	610,000
33,013	40,000	35,000	Dental Insurance	44,000
22,057	30,000	24,000	Other Employee Benefits	36,000
9,294	40,000	-	Election Expense	45,000
1,005	12,000	12,000	Tuition Reimbursement	45,000
97,227	125,000	87,000	Retirement Contribution	140,000
38,147	60,000	61,000	Medicare Contribution	72,000
$ 3,609,562	$ 4,802,000	$ 4,627,000	Total Expense	$ 5,346,000
			EQUIPMENT	
$ 36,510	$ 46,700	$ 51,000	Furniture, Office and Technical Equipment	$ 50,000
-	-	-	Transportation Equipment	-
$ 36,510	$ 96,700	$ 51,000	Total Equipment	$ 50,000
$ -	$ 600,000	$ 470,000	Unappropriated Balance	$ 200,000
$ 9,452,983	$ 12,225,000	$ 11,908,000	Total Administration Expense	$ 13,546,000

DEPARTMENT OF RECREATION AND PARKS

This Department operates and maintains parks, playgrounds, swimming pools, public golf courses, recreation centers, recreation camps and educational facilities, and structures of historic significance; supervises all recreation activities at such facilities; and controls its own funds.

Actual* 2004-05	Adopted Budget 2005-06	Estimated Receipts 2005-06		Budget Appropriation 2006-07
			REVENUE	
			APPROPRIATIONS	
$ 107,015,779	$ 120,000,074	$ 120,000,000	Mayor-Council Appropriation	$ 130,077,000
62,622	$ 62,622	$ 63,000	53 Public Revenue Fund (Schedule 43)	$ 62,622
--	--	--	Rec and Parks Unreserved and Undesignated Fund Bal	$ 250,000
$ 107,078,362	$ 120,721,496	$ 120,722,000	Total Appropriations	$ 134,389,481
			OTHER REVENUE	
$ 522,671	$ 450,000	$ 450,000	Camps	$ 455,000
13,524,969	16,300,000	15,000,000	Golf	15,000,000
300	350,000	--	Observatory	6,000,000
332,938	350,000	300,000	Parks	350,000
505,003	700,000	700,000	Pools	--
2,049,853	1,500,000	1,500,000	Recreation Centers	1,500,000
614,378	600,000	600,000	Tennis Reservations	600,000
6,415,050	5,625,000	5,625,000	Administrative/Miscellaneous Revenues	5,625,000
48,243	75,000	75,000	Museum Donations	75,000
7,002,772	1,200,000	2,800,000	Transfers from Various Accounts	--
$ 30,006,966	$ 27,000,000	$ 27,000,000	Total Other Revenue	$ 27,000,000
$ 136,036,078	$ 162,771,496	$ 162,772,000	Total Revenue	$ 162,010,101

Note: The General Fund appropriation to the Department is expressly conditioned upon the requirement that all new accounts proposed to be created by the Board of Recreation and Parks Commissioners by any means (order, resolution, ordinance, or agenda) during the fiscal year must be submitted to the City Administrative Officer for review and approval prior to Board action to ensure that funds appropriated are utilized as intended by the Mayor and Council.

Actual* 2004-05	Adopted Budget 2005-06	Estimated Expenditures 2005-06		Budget Appropriation 2006-07
			EXPENDITURES AND APPROPRIATIONS	
			SALARIES	
$ 85,380,627	$ 98,510,551	$ 98,510,000	General	$ 106,096,085
29,514,047	32,105,063	32,105,000	As Needed	34,573,172
1,257,864	367,578	368,000	Overtime	366,495
719,299	795,446	795,000	Hiring Hall	795,446
264,671	294,636	296,000	Hiring Hall Benefits	294,626
$ 115,072,149	$ 132,071,204	$ 132,072,000	Total Salaries	$ 141,348,304

* Actual expenditures include capital improvement projects funded by Fund 57200 Recreation and Parks - Special Funds. Special fund revenues (Hiring Hall expenses are reflected as interdepartmental transfers from "Transfers from Various Accounts"

DEPARTMENT OF RECREATION AND PARKS

Actual 2004-05	Adopted Budget 2005-06	Estimated Expenditures 2005-06		Budget Appropriation 2006-07
			EXPENSE	
$ 229,900	$ 547,700	$ 548,000	Printing and Binding	$ 582,403
--	--	--	Travel	--
4,458,454	5,611,585	5,612,000	Contractual Services	6,293,577
606,150	135,210	136,000	Field Equipment	136,810
5,280,189	6,890,000	6,790,000	Maintenance Materials, Supplies and Services	7,017,016
105,032	96,419	98,000	Transportation	102,890
176,504	139,000	139,000	Utilities	151,380
9,006	17,995	18,000	Food and Grain	17,995
297,281	303,604	303,000	Camp Food	311,297
966,536	1,039,454	1,039,000	Office and Administrative	1,117,021
2,966,170	3,394,654	3,395,000	Operating Supplies	3,326,286
112,174	103,004	103,000	Leasing	103,004
$ 13,844,290	$ 18,080,352	$ 18,088,000	Total Expense	$ 19,380,973
			EQUIPMENT	
$ 531,028	$ 1,056,034	$ 1,056,000	Furniture, Office and Technical Equipment	$ 360,974
--	--	--	Transportation Equipment	--
212,675	536,006	537,000	Other Operating Equipment	149,935
$ 743,903	$ 1,592,040	$ 1,593,000	Total Equipment	$ 510,994
			SPECIAL	
$ 834,340	$ 1,000,250	$ 1,000,000	Children's Play Equipment	$ 1,000,000
101,072	--	--	Tennis Reservation/Play Program	--
7,639,658	--	--	Various Special	--
$ 8,574,070	$ 1,000,250	$ 1,000,000	Total Special	$ 1,000,000
$ 139,035,070	$ 152,771,490	$ 152,772,000	Total Recreation and Parks	$ 162,040,481

(Supporting Data on following page)

I hereby certify that the foregoing is a full, true and correct copy of the budget for the Recreation and Parks Fund for the fiscal year 2006-07, approved by the Board of Recreation and Parks Commissioners.

JON KIRK MUSSO, GENERAL MANAGER

DEPARTMENT OF RECREATION AND PARKS

SUPPORTING DATA

DISTRIBUTION OF 2006-07 TOTAL COST OF PROGRAMS

	DC 8021 Educational Services	DC 8002 Recreational Opportunities	DC 8003 Parks and Facilities	DC 8040 Planning and Development	DC 8050 General Administration and Support	Total
Budget						
Salaries	$ [illegible]	$ [illegible]	$ [illegible]	$ [illegible]	$ [illegible]	$ [illegible]
Expense	[illegible]	[illegible]	[illegible]	[illegible]	[illegible]	[illegible]
Equipment	[illegible]	[illegible]	[illegible]	[illegible]	--	[illegible]
Special	--	--	[illegible]	--	--	[illegible]
Total Recreation and Parks	$ [illegible]	$ [illegible]	$ [illegible]	$ [illegible]	$ [illegible]	$ [illegible]
Support Program Allocation	$ [illegible]	$ [illegible]	$ [illegible]	$ [illegible]	$ [illegible]	$ -
Related Costs						
Pension & Retirement	$ [illegible]	$ [illegible]	$ [illegible]	$ --	$ --	$ [illegible]
Health Insurance Benefits	[illegible]	[illegible]	[illegible]	--	--	[illegible]
Water & Electricity	[illegible]	[illegible]	[illegible]	--	--	[illegible]
Communication Services	--	--	--	--	--	--
Building Services	[illegible]	[illegible]	[illegible]	--	--	[illegible]
All Other Employee Related Costs	[illegible]	[illegible]	[illegible]	--	--	[illegible]
Capital Finance & Wastewater	[illegible]	[illegible]	[illegible]	--	--	[illegible]
Liability Claims	[illegible]	[illegible]	[illegible]	--	--	[illegible]
Subtotal Related Costs	$ [illegible]	$ [illegible]	$ [illegible]	$ --	$ --	$ [illegible]
Total Cost of Program	$ [illegible]	$ [illegible]	$ [illegible]	$ --	$ --	$ [illegible]
Positions	[illegible]	[illegible]	[illegible]	[illegible]	[illegible]	[illegible]

DEPARTMENT OF WATER AND POWER

This Department, under the City Charter, is responsible for supplying the City and its inhabitants with water and electric energy by constructing, operating and maintaining for that purpose works extending throughout the City and to Inyo and Mono Counties to import water and electric energy and to other western states to import electric energy; fixes rates for water and electric service subject to approval of the Council by ordinance; controls its own funds; and maintains a retirement, disability, and death benefit insurance plan.

WATER REVENUE FUND

RECEIPTS

Receipts 2004-05	Estimated Receipts 2005-06		Estimated Receipts 2006-07
$ 310,578,800	$ 430,820,200	Balance available, July 1	$ 704,058,332
		Less:	
29,815,000	27,900,000	Payments to City of Los Angeles	30,400,000
$ 280,763,800	$ 402,920,200	Adjusted Balance	$ 673,658,332
620,700,000	642,300,000	Sale of Water	655,000,000
218,120,100	178,530,200	From Power Revenue Fund for services and supplies	208,486,000
206,600,000	501,500,000	Proceeds from sale of bonds for construction expenditures made by Water Revenue Fund	34,700,000
34,191,730	13,800,000	Contributions in aid of construction	11,100,000
17,641,000	16,570,800	Customers' deposits	10,958,000
11,372,200	9,068,100	From individuals, companies and governmental agencies for services and materials	11,051,700
20,849,614	14,000,000	Miscellaneous	18,300,000
$ 1,399,250,500	$ 1,700,508,288	Total Water Revenue Fund	$ 1,629,687,332

APPROPRIATIONS

Expenditures 2004-05	Estimated Expenditures 2005-06		Estimated Appropriation[1] 2006-07
$ 202,030,200	$ 219,640,300	Salaries and wages	$ 233,394,400
104,371,800	101,064,100	Materials, supplies and equipment	118,600,700
93,000,000	96,600,000	Water purchased for resale	117,300,000
77,326,000	132,782,000	Contracts-Construction work	133,500,500
6,110,000	5,440,700	Contracts-Operation and maintenance work	6,405,200
14,069,200	15,508,300	Rentals and leases	53,341,900
41,394,000	44,096,800	Outside services and regulatory fees	58,134,300
81,000	1,400,000	Purchase of land and buildings	4,680,300
6,767,000	7,606,100	Property taxes	8,664,600
17,751,100	18,448,800	Utility services for electricity and heat	20,078,600
10,310,000	7,477,300	Injuries and damages	7,501,700
300,000	25,800	Postal Services	300,500
63,960,100	41,299,100	Professional services	31,063,500

WATER REVENUE FUND

APPROPRIATIONS (Continued)

Expenditures 2004-05	Estimated Expenditures 2005-06		Estimated Appropriation[2] 2006-07
$ 1,571,400	$ 1,740,400	Transportation, lodging and employee mileage reimbursements in connection with construction, operation and maintenance work	$ 1,800,100
2,474,200	7,034,000	Insurance	7,912,000
4,670,300	5,318,000	Refunds of customers' deposits	5,440,000
101,488,900	109,000,000	Reimbursements to Power System for proportional share of intradepartmental facilities and activities	104,762,300
72,000,000	98,000,000	Debt redemption and interest Water Works Revenue Bonds	124,500,000
77,460,400	78,210,000	Health Care Plans	80,502,000
30,838,000	36,886,000	Retirement, Disability and Death Benefit Insurance Plan	44,268,000
$ 865,465,200	$ 1,064,437,400	Total Appropriations	$ 1,148,283,100
633,878,286	794,560,900	Unexpended Balance	
		Unappropriated Balance	441,404,497
$ 1,299,200,596	$ 1,750,598,000	Total Water Revenue Fund	$ 1,589,687,630

1. Any amounts from retainer funds have been included.
2. The appropriation which by this budget will be the fiscal year and are not to be expended in equal fractional parts for each month for each purpose that are necessary may be used in each month.
3. Includes taxes brought by purchased water and administrative direct, water and by expenditures and water reclamation projects.
4. Proposed budget (Prop) will be submitted upon the approval of the Board of Water & Power Commissioners by the end of the 2005-06 fiscal year.

POWER REVENUE FUND

RECEIPTS

Receipts 2004-05	Estimated Receipts 2005-06		Estimated Receipts 2006-07
$ 729,320,606	$ 796,916,594	Balance available, July 1	$ 1,295,524,251
		Less:	
160,167,000	157,000,000	Payments to City of Los Angeles	176,000,000
$ 569,053,606	$ 639,916,594	Adjusted Balance	$ 1,121,524,251
2,340,300,000	2,420,000,000	Sale of electric energy	2,512,300,000
101,466,900	105,000,000	From Water Revenue Fund for services and materials	104,782,300
200,000,000	350,000,000	Proceeds from sale of bonds for construction expenditures made by Power Revenue Fund	--
25,806,973	10,000,000	Contributions in aid of construction	8,324,000
67,105,000	90,000,000	From individuals, corporations and governmental agencies for services and materials	124,714,000
132,925,284	131,000,000	Miscellaneous	100,000,000
$ 3,432,759,667	$ 4,356,757,254	Total Power Revenue Fund	$ 4,066,125,551

APPROPRIATIONS

Expenditures 2004-05	Estimated Expenditures 2005-06		Estimated Appropriation[3] 2006-07
$ 476,810,000	$ 402,637,700	Salaries and wages	$ 510,000,200
117,091,000	216,787,500	Materials, supplies and equipment	253,622,900
1,112,900,000	1,207,400,000	Purchased energy and fuel for generation	1,300,700,000
41,260,800	47,100,300	Contracts - Construction work	79,503,100
4,884,200	6,904,000	Contracts-Operation and maintenance work	8,595,800
5,206,100	6,861,400	Rentals and leases	7,612,200
70,240,200	84,621,600	Payments to other utilities for proportionate share of construction, operation and maintenance of jointly-owned facilities	76,124,900
71,879,200	145,123,400	Outside services and regulatory fees	281,120,900
280,300	16,426,000	Purchase of land and buildings	132,500
11,454,300	11,962,600	Property taxes	12,058,300
7,454,900	6,421,000	Utility services for telecommunications and water	9,005,700
15,174,900	16,776,300	Injuries and damages	17,993,900
5,394,400	4,200,400	Postal services	4,343,150

APPROPRIATIONS (Continued)

Expenditures 2004-05	Estimated Expenditures 2005-06		Estimated Appropriation[1] 2006-07
$ 44,371,000	$ 50,098,000	Professional services	$ 67,362,000
5,073,000	4,166,000	Transportation, lodging and employees mileage reimbursements in connection with construction, operation and maintenance work	4,805,000
19,537,000	21,089,000	Insurance	22,917,000
9,435,683	9,492,633	Refunds of customers' deposits	9,669,942
3,523,000	5,079,000	Energy Efficiency Loans to customers	9,612,000
210,225,100	175,530,200	Reimbursements to Water System for proportional share of intradepartmental facilities and activities	206,890,000
190,200,000	220,600,000	Bond redemption and interest - Fiedzic Plant Revenue Bonds (including Debt Restructuring)	266,500,000
145,260,100	135,777,100	Health Care Plans	137,174,800
58,862,000	60,584,000	Retirement, Disability and Death Benefit Insurance Plan	85,032,000
$ 2,696,360,083	$ 3,060,340,000	Total Appropriations	$ 3,471,708,742
736,519,581	1,298,624,261	Unappropriated Balance	
		Unappropriated Balance	618,416,809
$ 3,432,769,667	$ 4,359,767,264	Total Power Revenue Fund	$ 4,090,125,551

1. These increases are net of amounts due secondary adjustments that are made for financial accounting purposes.
2. Any amounts from refunding bonds have been netted out.
3. The appropriations made for the budget year for the fiscal year and are not to be spent evenly in equal fractional parts in each month. As such instances do, the necessary may be made in each month.
4. Proposed budget (Final AC) to be modified after the approval of the Board of Water & Power Commissioners by the end of the 2006-07 fiscal year.

CAPITAL IMPROVEMENT PROGRAM

	Projected Expenditures 2006-07
WATER RESOURCES	
Los Angeles Aqueduct System Additions and Betterments South	$ 5,200,200
Los Angeles Aqueduct System Additions and Betterments North	2,145,500
Resources Management Capital	17,604,600
Resources Development	4,857,200
Owens Valley Dust Mitigation	76,214,900
Water Recycling - Capital	10,253,200
Groundwater Management	13,971,600
Water System Organization Facilities	12,140,000
Total	$ 142,387,500
WATER ENGINEERING	
Pump Stations	$ 3,563,400
Seismic Improvements	4,814,400
Chlorination Station Installations	8,635,700
Regulatory Stations	3,600,500
Trunk Line and Major System Connections	4,950,000
Cement Lining - Water Mains	10,012,200
Water Quality Reservoir Improvements	79,190,700
Infrastructure Reservoir Improvements	5,134,300
Other Distribution Facilities	5,712,200
Total	$ 125,613,400
WATER QUALITY OPERATIONS	
Water Treatment Improvements	$ 3,848,000
Water System Organization Information Technology	12,841,300
Total	$ 16,689,100
WATER DISTRIBUTION	
Distribution Mains	$ 33,909,200
Services, Meters, and Hydrants	30,994,500
Total	$ 64,903,700
WATER EXECUTIVE	
Tools and Equipment	$ 2,385,200
Other Water System Organization Capital Projects	22,466,500
Total	$ 24,851,700
CORPORATE SERVICES ORGANIZATION	
Additions and Betterments	$ 2,126,300
John Ferraro Building Capital	9,246,800
Fleet Equipment Replacements and Additions	33,249,900
Tools and Equipment	555,300
Cafeteria Equipment	17,500
Ergonomic Furniture - Water	1,221,400
Water Security Systems	5,160,900
Water IT Security Capital	413,900
Total	$ 52,005,700

CAPITAL IMPROVEMENT PROGRAM (Continued)

	Projected Expenditures 2006-07
INFORMATION TECHNOLOGY SERVICES	
Personal Computer Equipment - Water Joint	$ 360,500
Personal Computer Equipment - Water	1,058,502
Total	$ 1,419,000
HUMAN RESOURCES	
Furniture and Miscellaneous Equipment	$ 438,700
Total	$ 438,700
Gross Capital	$ 426,369,800
Add Accounting Accruals and Adjustments	1,293,200
Total Water Revenue Fund Proposed Capital Improvement Program	$ 429,003,000
Less Projected Reimbursements	(43,025,400)
Net Capital Improvement Program	$ 386,577,600

CAPITAL IMPROVEMENT PROGRAM

	Projected Expenditures 2006-07
SYSTEM PLANNING AND PROJECTS	
Generating Station and Power Plant Additions and Betterments	$ 4,442,100
Navajo Generating Station Additions and Betterments	2,999,000
Joint Ownership Generation Additions and Betterments - Nuclear	12,446,600
Haynes Units 3 & 4 Repowering	769,900
Haynes Units 1 & 2 Repowering	3,938,000
Scattergood Units 1 & 2 Repowering	771,400
Castaic Modernization	24,819,000
Renewable Energy Project Development	7,110,000
Pine Tree Wind Farm Project	192,173,100
Distribution Station Facility Design & Construction	12,735,500
Devers-Palo Verde Line 2	995,000
Renewable Portfolio Standard Green Path Transmission Project	41,858,600
Renewable Portfolio Standard Tehachapi Wind Transmission Project	6,996,900
Renewable Portfolio Standard Southern Transmission System Upgrade	28,626,000
Underground Transmission Additions and Betterments	11,344,400
Sylmar Replacement Project	1,264,500
Substation Reliability Improvement	22,678,000
Supervisory Control and Data Acquisition	40,021,800
General Facilities Improvement - Energy Distribution	4,830,000
DG Commercialization Program	1,355,600
Renewable Distributed Generation	1,347,100
Earthquake Mitigation - Power Supply	10,018,000
Total	$ 429,342,200
POWER SUPPLY - INTEGRATED SUPPORT SERVICES	
General Business Equipment	$ 883,500
Total	$ 883,500
POWER SUPPLY OPERATIONS	
Harbor Generating Station Additions and Betterments	$ 3,999,100
Haynes Generating Station Additions and Betterments	8,863,500
Scattergood Generating Station Additions and Betterments	7,712,700
Valley Generating Station Additions and Betterments	3,104,100
Castaic Power Plant Additions and Betterments	3,330,500
Small Hydro Plants Additions and Betterments	267,700
Owens Valley Generating & Facilities Additions and Betterments	3,466,000
Sylmar Converter Station Additions and Betterments	1,463,700
Eastern Stations Additions and Betterments	3,851,700
Owens Valley Distribution Additions and Betterments	3,798,900
Miscellaneous Improvement - Various Facilities	726,500
Business System Development	2,620,600
Power System Monitor & Control	2,369,400
Total	$ 45,614,400
POWER EXECUTIVE	
Capital Allocation from Power	$ 28,156,900
Southern California Public Power Authority Gas Reserves Project	17,165,100
Total	$ 45,322,000

CAPITAL IMPROVEMENT PROGRAM

	Projected Expenditures 2006-07
ENERGY DISTRIBUTION	
Design and Construction Distribution	$ 96,602,700
Transmission Lines Additions and Betterments	11,534,700
System Growth Expansions - Energy Distribution	8,281,800
New Business - Revenue	78,775,700
Streetlight Systems	4,695,000
General Facilities Improvement - Transmission	491,000
General Business Equipment - Energy Distribution	1,365,800
Information Systems - Energy Distribution	7,200,700
Total	$ 208,913,000
GENERAL MANAGER'S OFFICE	
Economic Development	$ 2,538,900
Total	$ 2,538,900
BUDGET, RATES & CONSERVATION	
AMR Automatic Meter Reading	$ 7,470,600
Total	$ 7,470,600
CORPORATE PURCHASING	
Internal Supply Chain Management	$ 403,900
Total	$ 403,900
FINANCIAL SERVICES	
Accounting Information System Development	$ 1,127,500
Total	$ 1,127,500
INFORMATION TECHNOLOGY SERVICES	
General Facilities Improvement	$ 558,200
Communications Systems	10,410,500
Corporate Software Licenses	3,975,300
Emergency Response and Preparation - Capital	21,000
Personal Computer Equipment - Power Joint	5,470,900
Management Information Computer Equipment	3,924,300
Distributed Processing System	5,500,000
Industrial Graphics	78,100
Fiber Optic Ent - Capital	7,330,700
New IT Project Development Funding	18,351,600
Total	$ 54,626,600
CUSTOMER SERVICE ORGANIZATION	
Commercial Service Capital Projects	$ 252,300
Customer Relationship Management	5,868,600
Customer Service Business Unit Additions and Betterments	2,608,400
Customer Service Business Unit Furniture and Equipment	6,696,200
Customer Service Business Unit Office Automation	1,546,300
Total	$ 16,860,800
SHARED SERVICES	
Security System - Power	$ 7,297,500
Ergonomic Furniture - Power	3,145,800
IT - Security - Power	1,889,200
Total	$ 12,332,500
Gross Capital	$ 825,549,700
Less Accounting Accruals and Adjustments	(5,755,300)
Total Power Revenue Fund Proposed Capital Improvement Program	$ 821,794,400
Less Projected Reimbursements	(110,781,300)
Net Capital Improvement Program	$ 711,013,100

DEPARTMENT OF WATER AND POWER

WATER AND POWER EMPLOYEES' RETIREMENT, DISABILITY AND DEATH BENEFIT INSURANCE PLAN

RETIREMENT FUND

Actual 2004-05	Budget 2005-06	RECEIPTS Estimate 2005-06		Budget 2006-07
$ 78,023,071	$ 84,480,307	$ 92,972,604	Department Contributions	$ 113,536,464
34,877,866	36,311,400	34,246,743	Member Contributions	35,697,283
1,072,516,582	175,889,328	265,379,850	Investment Income	273,341,245
1,185,417,519	296,681,035	392,549,397	TOTAL RECEIPTS	422,574,992

APPROPRIATIONS

315,526,276	311,760,000	329,782,072	Benefit Payments	339,289,090
12,268,060	18,277,367	15,229,254	Administrative Expense	19,164,052
857,621,184	(33,356,332)	47,538,071	Available for Investment	64,121,851
$ 1,185,417,520	$ 296,681,035	$ 392,549,397	TOTAL APPROPRIATIONS	$ 422,574,993

* Includes active investment management fee of $10M for 2004-05, $13M for 2005-06 Budget $12.4M for 2005-06 Estimate, and $14M for 2006-07 Budget.

DISABILITY FUND

RECEIPTS

Actual 2004-05	Budget 2005-06	Estimate 2005-06		Budget 2006-07
$ 5,072,613	$ 5,221,752	$ 5,098,240	Department Contributions	$ 5,446,305
399,123	426,400	395,985	Member Contributions	408,000
3,695,890	2,163,669	1,414,161	Investment Income	1,475,453
9,167,626	7,811,821	6,908,416	TOTAL RECEIPTS	7,329,758

APPROPRIATIONS

9,661,747	9,902,844	10,925,242	Benefit Payments	9,664,000
483,518	757,752	436,511	Administrative Expense	826,305
(997,439)	(2,448,475)	(4,453,337)	Available for Investment	(3,160,547)
$ 9,167,826	$ 7,811,821	$ 6,908,416	TOTAL APPROPRIATIONS	$ 7,329,758

DEPARTMENT OF WATER AND POWER

WATER AND POWER EMPLOYEES' RETIREMENT, DISABILITY AND DEATH BENEFIT INSURANCE PLAN

DEATH BENEFIT FUND

RECEIPTS

Actual 2004-05	Budget 2005-06	Estimate 2005-06		Budget 2006-07
$ 4,092,339	$ 4,215,720	$ 4,148,443	Department Contributions	$ 4,430,339
286,787	303,200	285,311	Member Contributions	292,904
1,788,425	1,667,690	1,187,285	Investment Income	1,222,904
6,167,521	6,186,610	5,618,039	TOTAL RECEIPTS	5,945,947

APPROPRIATIONS

7,670,721	7,938,368	7,308,167	Benefit Payments	11,484,000
714,140	819,725	624,269	Administrative Expense	930,339
(2,417,340)	(2,571,277)	(2,314,397)	Available for Investment	(6,468,492)
$ 6,167,521	$ 6,186,610	$ 5,618,039	TOTAL APPROPRIATIONS	$ 5,945,847

SECTION 5

Revenue Estimates, Spending Limitation and Grants

2006-07

CITY OF LOS ANGELES

OFFICE OF
CONTROLLER

LAURA N. CHICK
CONTROLLER

200 N. MAIN STREET, RM 300
LOS ANGELES 90012
(213) 978-7200
www.lacontroller.org

March 1, 2006

Honorable Antonio R. Villaraigosa, Mayor
City of Los Angeles
Room 303, City Hall
Los Angeles, California 90012

Dear Mayor Villaraigosa:

As required by City Charter Section 311(c), I am submitting an estimate of revenue for the upcoming fiscal year on or before March 1, as well as an estimate of the amount of revenue required to meet the annual debt service requirements for principal and interest for the City's General Obligation Bonds.

Revenue Projections

I am projecting General Fund revenues of $3.9 billion for fiscal year 2006-07. My projection is based on a review of data from state and local economic forecasters and publications, and through consultation with City officials charged with collecting and tracking City receipts posted in the General Ledger (as of January 2006).

TABLE I
CONTROLLER'S REVENUE ESTIMATE
($ in Thousands)

Adopted Budget FY 05-06	Controller's Estimate FY 05-06	Controller's Estimate FY 06-07
$3,636,580	$3,761,951	$3,925,084

Note: For comparative purposes, these totals exclude transfers from the Reserve and Tax Reform Funds, and revenues from new City fees or policy changes.

This estimate excludes one-time budgeted receipts such as transfers from the Reserve and Tax Reform Funds. My estimate of total 2005-06 receipts is $125.4 million more than the City's Adopted Budget of $3.8 billion. My estimate for 2006-07, $3.9 billion, is $164.9 million more than the 2005-06 receipts.

Bond Redemption and Interest

I anticipate that the City's General Obligation Bond principal and interest for fiscal year 2006-07 will be approximately $168,362,863. This represents an increase of $3,895,559 from the previous fiscal year.

TABLE II
GENERAL OBLIGATION BONDS
DEBT SERVICE REQUIREMENTS
FOR FISCAL YEAR 2006-07

	Principal	Interest	Total Requirement
GOB - Series 1998-A Refunding	$ 1,490,000	$ 5,136,769	$ 6,626,769
GOB - Series 1999-A Refunding	12,290,000	3,537,358	15,827,358
GOB - Series 1999-B	3,000,000	525,000	3,525,000
GOB - Series 2000-A	4,650,000	930,581	5,580,581
GOB - Series 2000-B	12,615,000	315,375	12,930,375
GOB - Series 2001-A	10,065,000	4,981,675	15,046,675
GOB - Series 2002-A	13,110,000	10,012,792	23,122,792
GOB - Series 2002-B Refunding	375,000	2,861,825	3,236,825
GOB - Series 2003-A	11,665,000	9,568,550	21,233,550
GOB - Series 2003-B Refunding	10,660,000	2,021,731	12,681,731
GOB - Series 2004-A	18,025,000	15,323,250	33,348,250
GOB - Series 2005-A	6,340,000	5,327,300	11,667,300
GOB - Series 2005-B Refunding	90,000	3,413,887	3,503,887
Total	$ 104,375,000	$ 63,987,893	$ 168,362,893

Additional Concerns

I met with various economists to get expert forecasts on the economy as a basis for preparing this report. These economists routinely provide economic forecasts for state and local governments. All of them agreed that the economy performed very well in 2005. In 2006 and 2007, the economy is expected to expand but at a moderate pace, with the Gross Domestic Product (GDP) increasing in the 3% range. No recession is expected for the foreseeable future unless the projected slow-down in the housing sector has a greater than expected impact on the economy.

Corporate earnings are up and consumer confidence is high on the current and future health of the economy and its ability to sustain growth at a level that would continue to support a viable job market. Those conditions have produced a strong job market and increased personal income, resulting in stronger consumer spending that has driven the economy. Consumer spending is expected to continue at a slower pace, in 2006 and 2007, along with business investment in new facilities and equipment that improves productivity.

The Ports of Los Angeles and Long Beach still rank as two of the four busiest ports in the nation. Economists who had an opinion on this subject expressed concern about the freeway congestion that extends commuter time and slows down the movement of goods to the marketplace from the harbor and storage facilities. If this problem is not resolved in the near future, shippers could start looking for ports with transportation infrastructure that accommodates the more timely movement of their cargo. Further, freeway congestion could tarnish the City's marketability as a tourist destination.

In 2005, the real estate market continued to sizzle generating record property and documentary transfer tax revenues. However, the volume of housing sales is expected to decline in 2006 and 2007, but not expected to cause a decline in property values. Property tax revenues are expected to increase at a slow, but steady pace. The demand for housing will continue to exceed supply and generate a healthy level of documentary transfer revenues, but slightly below that of 2005.

The City still has a demand for affordable housing that has not been addressed. A large pool of workers lacking a high school education is developing in Los Angeles and throughout Los Angeles County. Unless these workers find affordable housing, the labor pool could decrease as workers accept jobs in other states where housing is affordable. The economists I met with did not envision affordable housing as a profitable business venture for the private sector.

Aggravating the situation are housing developments that have decreased the availability of land needed to accommodate the industrial expansion the City endeavors to achieve. It will be difficult to find middle-class jobs for those lacking a high school education without expanding manufacturing. A plan is needed to better manage land use to provide the required space for housing and industrial use.

Taxable sales continued to climb in 2005 and modest increases are projected for 2006 and 2007. One economist provided information that revealed per capita retail sales in Los Angeles lag far behind smaller neighboring cities. The City does not have the retail establishments that sell the types of merchandise tourists and Angelenos are leaving the City to buy. We need to improve retail sales, aggregate underused retail land and use that land in a manner that not only addresses the need for blocks of land for retail, but also for affordable housing and manufacturing. We need a strategy that addresses all three competing needs.

The 2005 economic expansion produced a strong job market in Los Angeles especially in the housing, construction, and manufacturing sectors. Up to now, companies have been willing to stay in California in spite of the high cost of doing business here. Nissan recently announced a corporate relocation to another state. The City's motion picture industry is threatened by other states that offer attractive operating environments for those companies looking to relocate. California needs to make this state more business friendly to compete with other states. To do this, we need a cooperative effort from all levels of government.

During these periods of prosperity, City revenues have exceeded our expectations. While the City has taken steps to shore up its finances with an enhanced Reserve Fund Policy and a Debt Management Policy, the City Administrative Officer (CAO) in his Third Financial Status Report projected a structural deficit of $271 million for fiscal year 2006-07 and additional deficits for subsequent years through fiscal year 2010-11. This results in a concern about the adequacy of current reserves when we have used one-time revenues to balance the annual budget. The City's propensity to spend in excess of its revenues could create a crisis unless we develop an effective method of keeping the budget within the City's revenue generating capacity. Finally, the Reserve Fund, which is 3.3% of General Fund revenues, should be increased to 5% over ten years in accordance with the City's fiscal policies to provide a greater cushion for emergencies and other large unanticipated expenditures.

Again, I sincerely thank Bruce Baltin of Pannell Kerr Forrester Consulting, Jack Kyser of the Los Angeles Economic Development Corporation, G.U. Krueger of International Housing Partners, and Chris Thornberg and Ryan Ratcliff of the UCLA Anderson School of Management, for their invaluable assistance in the preparation of this report. I also thank staff at all City departments involved with providing information on revenues for their areas of responsibility. Finally, I wish to thank the personnel in the Controller's Financial Reporting Division for preparing this report.

Sincerely,

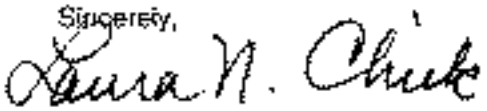

LAURA N. CHICK
City Controller

Attachments

Copy: Honorable Members of the Los Angeles City Council
William T Fujioka, City Administrative Officer
Gerry F. Miller, Chief Legislative Analyst

City Charter Requirement

Section 311(c) of the Charter for the City of Los Angeles requires that the Controller submit an estimate of the revenues to the City, along with a detailed estimate of money required for all outstanding bonded indebtedness and other lawful obligations of the City on or before March 1 of each year. This report is submitted in compliance with the City Charter requirement.

Consumer Confidence

Consumer confidence measures how consumers feel about the nation's economy. Consumer optimism is indicative of consumer spending which creates approximately two-thirds of the economic activity in the United States. Two leading measures of consumer confidence are the Consumer Confidence Index[1] published by The Conference Board ("Board"), an independent economic research organization, and the Consumer Sentiment Index published by the University of Michigan Institute for Social Research.[2]

The January 2006 Consumer Confidence Index released January 31, 2006 is at its highest level in more than three years indicating that overall consumers have a positive view of current economic conditions, especially a more positive view of the job market. Indicators of consumers' bullish outlook about current economic conditions are as follows:

- Indications that conditions are "good" increased to 25.8% from 24.4%;
- Indications that conditions are "bad" increased to 16.0% from 14.9%;
- Indications that jobs are "plentiful" rose to 26.9% from 23.3%;
- Indications that jobs are "hard to get" decreased to 20.3% from 22.5%.

Consumers' expectations for the next six months, however, were not as bullish based on the following:

- Expectations that business conditions would worsen increased to 10.5% from 9.1%, while;
- Expectations of improved business conditions declined to 17.7% from 18.4%, the attitude about the labor market was mixed;
- Expectations of more jobs to become available edged down to 13.8% from 14.4%, while;
- Expectations of fewer jobs declined to 15.5% from 17.7%;
- Expectations of increases in personal income eased to 19.8% percent from 21.3%.

---

[1] The monthly Consumer Confidence Index is a product of the Consumer Confidence Survey that is based on a representative sample of 5,000 U.S. households and is composed of the Consumer Confidence, Present Situation and Expectations Indexes. The Indexes are based on 100-point scales, with 1985 considered the base year with 100 points.

[2] The Survey Research Center in the Institute for Social Research at the University of Michigan is a national and international leader in social science research. The Survey Research Center conducts the Surveys of Consumers that are considered to be a strong predictor of the future direction of the national economy. The Surveys of Consumers produces the Index of Consumer Expectations, which is included in the Leading Indicator Composite Index that is published by the United States Commerce Department, Bureau of Economic Analysis.

All of this means that the resilience of the economy, recent declines in prices at the pump, and job growth have improved consumer confidence over what they felt a year ago. The improvement over the last twelve months was in consumers' outlook toward current conditions. This should translate into increased consumer spending, resulting in an expansion of the US economy in 2006.

The University of Michigan (UM) Sentiment Index rose in January 2006 for the third straight month, indicating consumers are regaining confidence as job growth remains strong and fuel prices fall below records reached after the Gulf Coast hurricanes. Consumer spending is on pace this quarter to a 3.5% annual increase after sinking to 0.7% at the end of 2005. The UM Current Conditions index, which measures consumers assessment of their financial situation and whether it is a good time to buy big-ticket items (cars, houses, etc.) rose to 112 from 109.1. All of this indicates that the economy is starting at a healthy pace in 2006 driven by consumer spending that accounts for two-thirds of the nation's economic activity.

California Department of Finance

According to the California Department of Finance (DOF), the national economy is projected to continue to expand, but at a slower pace. Lower consumer spending and less residential construction are the primary reasons for the slower growth, while strong growth is expected in capital spending.

Business fixed investment grew sharply in 2005 and should continue in 2006 and 2007. Investment in equipment and software were the front-runners for the last two years and are expected to be strong in 2006 and 2007. Healthy corporate earnings from the past four years have positioned business to increase capital spending in 2006 and 2007.

Growth in the Gross Domestic Product (GDP) is expected to slowdown to 3.2% in 2006 and 3% in 2007. Job growth is projected to slowdown as the economy slowly cools. Non-farm payroll growth is expected to decline to 1.5% in 2006 and 1.3% in 2007. Improved productivity is projected to continue to allow increased production without adding many new jobs.

Energy prices are expected to increase slowly in 2006 and decline in 2007, resulting in a slight decline in consumer price inflation to 3.2% in 2006 and 2.4% in 2007.

One risk to the national outlook is a sharp cooling of the housing market, resulting in a greater than expected slowdown in residential construction and related industries. Continued weakening of the dollar is seen as another risk because a weaker dollar could increase inflation by increasing import prices, encouraging further tightening by the Federal Reserve Bank (Fed). This risk is viewed as less imminent than the risk of a sharp drop in residential construction.

The DOF expects the California economy to parallel the national outlook. Personal income growth is expected to decline to 5.8% in 2006 and 5.6% in 2007, primarily due to slower job growth. Non-farm employment growth is expected to slowdown to 1.3% in 2006 and 2007. The State's unemployment rate is expected to be 5.1% in 2006, slightly lower than 2005. The greatest risk to the California economy is a sharp decline in residential construction because a disproportionate share of the state's jobs is generated by construction and related industries. The DOF feels that the national and California economies are sound and should continue to grow in spite of higher energy prices and reduced homebuilding.

TABLE I
DEPARTMENT OF FINANCE
ECONOMIC OUTLOOK
JANUARY 2006
(PERCENT CHANGE)

	2006	2006	Forecast 2007
United States Forecast			
Real GDP	3.6	3.2	3.0
Personal Income	5.7	6.4	5.8
Wage and salary jobs (non farm)	1.6	1.5	1.9
Unemployment rate (percent)	5.1	4.9	5.0
Consumer price index	3.5	3.2	2.4
California Forecast			
Personal Income	6.0	5.8	5.5
Employment (non farm)	1.6	1.3	1.3
Taxable sales	3.3	4.8	5.0
Consumer price index	3.9	3.6	3.0
Unemployment rate (percent)	5.3	5.1	5.2

California Legislative Analyst – February 2006 Forecast

According to the California Legislative Analyst's Office (LAO), the U.S. economy (including California) grew at a healthy pace in 2005 in spite of soaring energy costs, rising interest rates, and three major hurricanes in the Gulf region. The LAO 's outlook calls for moderate economic growth both nationally and at state levels through 2007.

Moderate growth is expected as a result of higher energy prices and interest costs that decrease consumer confidence and discretionary incomes. However, California's economy grew at a more rapid pace than the nation in 2005 as evidenced by a higher GDP at the state level (6.3% state and 3.7% national). The national GDP is expected to slow from 3.7% in 2005 to 3.3% in 2006 and to 3% in 2007.

Corporate profits grew in 2005 giving rise to an improved job market, increased personal income, and stronger consumer spending that drove the economy. This is expected to continue, but at a slower pace in 2006 and 2007. This is extremely important because those gains increase taxable earnings subject to state personal and corporate income taxes. Business earnings generate cash for investment in new facilities and equipment, which the LAO projects to be the leading source of economic growth in 2006.

The LAO feels that inflation rose significantly in 2005, "with consumer prices increasing at an annual rate of 5% and producer prices jumping by 8% in the third quarter of the year." Most of the increase was due to higher gasoline prices, but increased costs for other subcomponents of spending also contributed to the increase. Therefore, short-term interest rates are expected to continue rising until inflation levels off and economic growth slows. This is expected to impact long-term interest rates resulting in fewer mortgages and less activity in the resale housing market. The impact on the economy is not expected to be significant enough to cause a recession.

Energy costs are projected to put less of a strain on the national and state economies as oil and gas production and oil refining capacity continue to recover from the affect of hurricanes on the Gulf coast.

Table II shown below presents a more detail statistical view of the LAO 's outlook for California and the nation.

TABLE II
CALIFORNIA LEGISLATIVE ANALYST'S OFFICE
ECONOMIC OUTLOOK
FEBRUARY 2006
(PERCENT CHANGE)

	2005	2006	Forecast 2007
United States Forecast			
Real GDP	3.7	3.3	3.0
Personal Income	5.9	5.3	5.5
Wage and salary jobs (non farm)	1.6	1.4	1.3
Consumer price index	3.5	2.6	2.2
Unemployment rate (percent)	5.1	5.0	5.2
California Forecast			
Personal income	6.3	5.7	5.5
Wages and salaries (non farm)	1.4	1.3	1.4
Taxable sales	6.1	5.2	5.6
Consumer price index	4.4	3.5	2.5
Unemployment rate (percent)	5.5	5.6	5.4

UCLA Anderson Forecast – December 2005

University of California at Los Angeles Anderson School of Management (UCLA) economists project growth to slowdown to 2.8% and 2.5% in 2006 and 2007, respectively, and the Gross Domestic Product (GDP) will continue in the 3% range due to projected loss of jobs in the housing sector. No recession is projected for the foreseeable future. Some economic uncertainties face the nation and California in 2006, e.g., new Fed chairman, inflation worries, projected slow-down in the housing market, and the possibility of a recession if housing activities have a greater than projected impact on the economy.

On the national scene, a new Fed Chairman took over the reigns of the economy on February 1, 2006. Financial markets could see a further tightening of interest rates. Unlike Mr. Greenspan, Bernanke is a proponent of explicit inflation targeting. His presumed inflation range is 1 to 2 percent. The core inflation rate is already at the high-end of that range, markets may experience a more aggressive tightening under Bernanke if inflation increases in 2006.

Housing activity started to show signs of a slowdown in December 2005. Higher interest rates and declining affordability are exacting their toll. Housing is expected to continue to decline. And further increases in interest rates could accelerate the decline. However, UCLA economists believe that a decline in the housing market, and the construction jobs which are part of that market, may not cause a recession unless other sectors of the economy are significantly affected. UCLA economists argue that without further significant job losses in the manufacturing sector, a decline in the housing sector alone cannot cause a recession.

UCLA economists project the economic picture for California to mirror the national forecast. "Local housing markets will cool off, leading to a slowdown in spending and some job losses in construction and other real estate related industries. Even with California's higher exposure to these real estate factors, California will probably not see a full-blown recession in 2006 and 2007." This is a middle of the road picture that projects a plateau in home prices, a moderate decrease in sales and new building, and two years of weak growth. A recession is not ruled out if the housing market slows down more than expected.

TABLE III
UCLA ANDERSON SCHOOL
SUMMARY OF ECONOMIC FORECAST
DECEMBER 2005
(PERCENT CHANGE)

	2005	2006	Forecast 2007
United States Forecast			
Real GDP	3.5	2.8	2.5
Personal Income	5.7	5.2	5.4
Employment (payroll survey; non farm)	1.6	1.2	0.9
Unemployment rate (percent)	5.1	5.1	5.4
Consumer price index (includes food and energy)	3.4	2.6	1.5
California Forecast			
Personal Income	6.2	5.2	4.5
Wages and salaries (non farm)	1.6	1.1	0.8
Taxable sales	6.9	5.1	4.0
Consumer price index	3.6	2.9	2.1
Unemployment rate (percent)	5.4	5.6	5.3

LAEDC Forecast – February 2006

Los Angeles Economic Development Corporation (LAEDC) economists expect the U.S. expansion to continue at least through 2007 with interim fluctuations in growth from quarter-to-quarter. The economy is expected to operate at close to the same pace in 2006 and 2007 as it did in 2005.

The growth in Gross Domestic Product (GDP) is projected to decrease slightly to 3.3% in 2006 and 3.0% in 2007. Irrespective of the decline, the economy is expected to be healthy enough to support continued expansion of employment and a decrease in unemployment to 4.5% by the end of 2007. Consumer and business spending is projected to increase moderately, driven by an improved job market, rising wages, and continued business investment in equipment that increases productivity.

Interest rates are forecast to continue upward at a slower pace than in 2005, but not to a level that threatens overall economic growth. In fact, overall inflation measures are expected to be moderate, primarily because LAEDC economists do not expect energy prices to rise. U.S. natural gas production is growing marginally; demand is not projected to increase significantly and the U.S. supply is expected to keep pace with demand.

The local economy is expected to mirror the national economy, except a projected decline in the housing sector could have a greater impact on Southern California. However, LAEDC economists do not expect the slowdown in the housing sector to cause a recession if other business sectors are not significantly affected. Long term, LAEDC recommends that a strategy is needed to discourage the motion picture industry from moving projects/business out-of-state. Infrastructure needs to be developed to improve commuter traffic and to more quickly move products from the Harbor and storage facilities to the market place. Finally, the City needs a strategy to improve retail sales to reduce sales lost to neighboring jurisdictions.

TABLE IV
LAEDC
SUMMARY OF ECONOMIC FORECAST
FEBRUARY 2006
(PERCENT CHANGE)

	2005	2006	Forecast 2007
United States Forecast			
Real GDP	3.5	3.3	3.0
Wage and Salary jobs (non farm)	1.5	1.5	1.5
Consumer price index	3.4	2.8	2.4
Unemployment rate (percent)	5.1	4.9	4.8
California Forecast			
Personal income	6.0	6.1	5.9
Employment (non farm)	1.4	1.5	1.4
Taxable retail sales	9.6	9.4	8.7
Unemployment rate (percent)	5.4	5.3	5.2
Los Angeles County Forecast			
Personal income	6.1	6.0	5.8
Employment (non farm)	0.7	0.9	1.1
Taxable retail sales	9.4	8.5	7.8
Consumer price index	4.5	4.3	3.5
Unemployment rate (percent)	5.4	5.3	5.3

Delays in Fiscal Year Receipts

Most of the national, state and local economic forecasts are based on a calendar year (January 1 through December 31). The City's receipts are based on a fiscal year (from July 1 through June 30). This differentiation is significant because economic activity that occurs during a calendar year may not be evident during the same fiscal year.

TABLE V
COMPARISON OF CALENDAR & FISCAL YEAR RECEIPTS
JANUARY 1, 2006

This quarter	of calendar year	Corresponds with this quarter	of fiscal year	Revenue is actually received this quarter*	of fiscal year
1st	2005	3rd	2005-06	4th	2005-06
2nd	2005	4th	2005-06	1st	2006-07
3rd	2006	1st	2006-07	2nd	2006-07
4th	2006	2nd	2006-07	3rd	2006-07
1st	2007	3rd	2006-07	4th	2006-07
2nd	2007	4th	2006-07	1st	2007-08

The preceding table demonstrates the difference between the calendar year and the City's fiscal year. Reference to economic activity in the first quarter of the calendar year actually corresponds to the third quarter of the City's fiscal year.

* The City's sales tax receipts lag behind the actual economic quarter upon which they are based. For example, third quarter calendar year economic activity for sales taxes generates receipts to the City during the second quarter of the fiscal year. In prior years, the Transient Occupancy Tax also lagged, but the remittance pattern was modified in the 2004-05 budget.

Estimate of 2005-06 Year End City Revenue

The complete list of estimated City receipts for fiscal year 2005-06 is presented in Exhibit I. The following table presents the City's economy-sensitive General Fund receipts for fiscal year 2004-05 and the estimates for 2005-06.

TABLE VI
GENERAL FUND ECONOMY-SENSITIVE REVENUES
(dollar amounts expressed in thousands)

	Actual Receipts FY 2004-05	Adopted Budget FY 2005-06	Controller's Estimated Receipts FY 2005-06	% Variance Controller/ Adopted Budget FY 2005-06
Property Tax				
Property Tax - 1% Fund	$ 777,957	$ 806,384	$ 854,713	2.90%
Property Tax - Sales Tax Replacement	90,098	100,400	58,037	-13.95%
Property Tax - VLF Replacement	208,032	254,320	257,398	1.21%
Property Tax - ERAF Reduction	(48,424)	(66,327)	(48,424)	0.20%
Total Property Tax	1,029,161	1,139,777	1,152,624	1.13%
Utility Users' Tax	599,058	588,384	610,161	3.70%
Business Tax	398,796	395,545	402,717	1.81%
Sales Tax	310,661	310,200	312,562	0.76%
Transient Occupancy Tax	127,751	114,470	122,458	7.01%
Documentary Transfer Tax	191,106	156,000	211,313	35.46%
Licenses, Permits, Fees and Fines	406,568	400,924	441,763	0.65%

- **Property Tax.** It is anticipated that the Property Tax - 1% Fund base receipts will be moderately higher than the original budget estimate. This is reflective of the carry-over effect of the growth in property valuations in the prior years. Even a slowing in real estate or construction activities would not have a severe effect on the property tax base as valuations for the 2005-06 tax year are based on a January 1, 2005 lien date.

  The $14.5 million variance between budgeted and estimated receipts for the Sales Tax Replacement is due to the State Department of Finance (DOF) true-up adjustment on the property tax for sales tax swap. The State's property tax for sales tax swap arrangement reduces local government's sales tax allocation by 0.25%.

The sales tax reduction is shifted to the State and pledged as a revenue stream for the State's Economic Recovery Bonds. The sales tax revenue loss is offset by an equivalent increase in local property tax revenue allocation. The DOF estimates the statewide sales tax upon which the 0.25% sales tax shift is originally based. The true-up adjusts the sales tax shift for the difference between the estimated and actual statewide sales tax receipts. The decline is due to over allocation at the beginning of the program in 2004-05.

The State effected changes in the VLF distribution to local governments such that the State general fund component (or the "offset") of the VLF is shifted to the State and is replaced by equivalent property tax. The DOF estimated the offset shifted to the State for fiscal year 2005 and the City received its share of $208.9 million. A true-up amount (or the "VLF adjustment amount") of $13.3 million was received in the current fiscal year to adjust the difference between the estimated and actual VLF offset amounts. The estimated receipts of $257.4 million include the true-up amount of $13.3 million and $21.9 million growth. Beginning fiscal year 2005-06, the VLF replacement is based upon the percent increase in locally assessed values on taxable properties.

The ERAF reduction is due to State actions to balance its budgets in 2004-05 and 2005-06 by taking property tax from local governments.

- **Utility Users' Tax.** It is projected that at the end of the year, utility users' tax (UUT) receipts will post $21.8 million more than the budgeted amount. UUT is imposed on telephone users, electricity and natural gas consumers.

  It is estimated that UUT receipts from telephone users will be $6.8 million more than the prior year's receipts. The increase was projected based on collection trend. The erosion of landline calls and the shift to the trendier Voice Over Internet Protocol (VOIP) are challenges to future revenue growth. VOIP is a technology that allows a caller to make telephone calls using a broadband internet connection instead of a regular (or analog) phone line. Providers do not currently collect taxes on VOIP calls.

  While the UUT receipts from electricity consumers are in line with budget estimates, the projected amount is $4.5 million higher than the prior year's actual receipts. The current year's projection is based on collection trend as reported by the Department of Water and Power.

  The price increase in natural gas has a favorable effect on the City's UUT receipts. It is projected that collection trend will continue such that receipts from this category will be 11% above budget or approximately $9 million over last year's receipts.

- **Business Tax.** Projections from the City's Office of Finance indicate that at the end of the fiscal year, tax collections will total $392.1 million. This amount is $7 million above budget but is $4.7 million below the prior year's actual receipts of $396.8 million. After eliminating the $6 million non-recurring AB63 related revenue from the prior year's receipts, the anticipated revenue growth for 2005-06 is 4% or $15.7 million while receipts from the AB63 Program are estimated at $11.5 million. However, the implementation of the Business Tax Reform is expected to reduce revenues as follows: $12.6 million from small-business exemption, $2.7 million from small and medium-sized film production companies, and $11.6 million from the gradual reduction of the business tax for all businesses.

- **Sales Tax.** Sales tax is projected to be $2.4 million above budget. The triple-flip effect was factored into the projections.

- **Transient Occupancy Tax.** The strengthening leisure and hospitality sector is expected to continue in the current year. Bruce Bailin of Pannell Kerr Forrester Consulting, projects that this sector of the economy will expand by approximately 10%. Hotel occupancy rates are in the upper 70% range and convention bookings are showing notable increases. The $122.5 million in receipts are projected at a rate slightly lower than the forecast expansion to reflect the City's collection trend. The prior year's comparative amount is $112.7 million, which eliminates the approximately $18 million effect of the change from a quarterly to a monthly remittance process.

- **Documentary Transfer Tax.** Although there is speculation that a real estate bubble will burst, the economists all agree that in Los Angeles County, there are hints of a slowdown but no solid indications of a bubble bursting. If this trend continues, current receipts will total $211.3 million, which is $55.3 million above budget and $20.2 million over the prior year's receipts.

- **Licenses, Permits, Fees and Fines.** Receipts are estimated to total $441.8 million. This amount is above budget by $2.8 million but is a drop of $54.8 million when compared to the prior year's actual receipts. The $54.8 million drop is substantially due to the creation of the Building Permit Enterprise Fund that removed $60 million from the General Fund revenue base.

Estimate of Fiscal Year 2006-07 City Revenue

The complete list of estimated City receipts for fiscal year 2006-07 is presented in Exhibit II. The following table presents the City's economy-sensitive General Fund receipts for fiscal year 2004-05 and the estimates for 2005-06 and 2006-07.

TABLE VII
GENERAL FUND ECONOMY-SENSITIVE REVENUES
(dollar amounts expressed in thousands)

	Actual Receipts FY 2004-05 (a)	Adopted Budget FY 2005-06 (b)	Controller's Estimated Receipts FY 2005-06 (c)	Controller's Estimated Receipts FY 2006-07 (d)	% Change (c) / (a)	% Change (c) / (b)	% Change (d) / (c)
Property Tax							
Property Tax - 5% Fund	$ 777,957	$ 830,064	$ 854,713	$ 914,543	9.87%	2.96%	7.00%
Property Tax - Sales Tax Replacement	90,056	103,400	88,237	109,226	-1.94%	-13.98%	22.61%
Property Tax - VLF Replacement	208,932	284,329	287,300	293,624	37.50%	1.01%	2.42%
Property Tax - ERAF Reduction	(40,424)	(45,327)	(48,424)	...	6.60%	6.80%	-100.00%
Total Property Tax	1,036,161	1,139,777	1,182,826	1,297,393	12.00%	1.13%	11.69%
Utility Users' Tax	599,050	599,094	610,161	614,700	3.44%	3.70%	0.74%
Business Tax	395,706	385,145	392,117	406,701	-1.18%	1.81%	3.72%
Sales Tax	315,961	310,200	312,552	325,054	-1.27%	0.76%	4.00%
Transient Occupancy Tax	127,751	114,470	122,408	129,848	-4.11%	7.01%	6.08%
Documentary Transfer Tax	191,109	156,000	211,313	190,181	10.57%	35.46%	-10.00%
Licenses, Permits, Fees and Fines	496,380	438,924	441,769	449,525	-11.04%	0.65%	1.75%

- **Property Tax.** The total property tax receipts are projected to increase to $1.3 billion. The increase of $134.8 million reflects the 8% increase in valuations for 2006-07, which are based on the January 1, 2005 lien date; the discontinuance of the ERAF reduction to balance the State budget, the VLF Replacement now based upon increases in property taxes, and the stabilization of Sales Tax Replacement.

- **Utility Users' Tax.** For fiscal year ending June 30, 2007, UUT receipts are expected to total $614.7 million. The $4.5 million increase over the estimated fiscal year 2005-06 receipts includes modest improvement in the electric users tax component. The volatility of the telecommunication industry led the Office of Finance to project that the telephone component of the UUT will remain flat in fiscal year 2007. The Office of Finance anticipates that natural gas prices will peak in fiscal year 2006 and will level off in fiscal year 2007 such that gas users tax revenue will also remain flat.

- **Business Tax.** A growth rate of 4% is projected for fiscal year 2007. In addition, the Office of Finance estimates that additional business tax will be collected from the AB63 information exchange program, MBIA tax discovery contract and hiring of new tax auditors. Offsetting these increases is a projected loss of $10 million as a result of the phased implementation of the City's business tax reform program.

- **Sales Tax.** Receipts from sales tax are projected to grow by 4%. The estimates of the economists range from 4% (UCLA) to 8% (LAEDC). Because of concerns about the economy (housing-related, growth, interest rates, energy costs), we have used the more conservative 4% to estimate sales tax growth.

- **Transient Occupancy Tax.** Receipts from this revenue category are projected to remain strong buoyed by the downtown renaissance. The fiscal year 2007 projection is for 6% growth based upon information provided by Bruce Baltin of Pannell Kerr Forester Consulting and their Southern California Lodging Forecast.

- **Documentary Transfer Tax.** There are indications that the current robust real estate market is slowing down. Economists are not forecasting a slump but more of a correction of overpriced property values. Rising mortgage interest rates were also discussed as another cause of potential weakness. Because of these factors, and a recommendation of G.U. Krueger of International Housing Partners, documentary transfer tax receipts are predicted to weaken by 10% in fiscal year 2007.

- **Licenses, Permits, Fees and Fines.** Based on information from City departments, receipts are projected to total $449.5 million in fiscal year 2007, or a 1.8% increase from the estimated receipts of $441.8 in fiscal year 2006. This category contains information on fee recovery and related cost reimbursement, both of which can be increased or decreased by budgetary decisions.

Power Revenue Transfer

Although gas price increase has a positive effect on UUT receipts, the Power Revenue Transfer, another source of General Fund receipts, is adversely affected. Pursuant to covenants contained in the Power System's bond indentures, the Power Revenue Transfer (currently at 7% of the Power System's gross revenues) may not be in excess of the Power System's net income. For the Department of Water and Power (DWP), the majority of its operating expense for fuel costs to generate electricity includes natural gas, coal, and nuclear power. An increase in natural gas prices reduces the Power System's net income that will ultimately limit the Power Revenue Transfer to the General Fund. For 2006-07, the estimated 7% of gross revenues would result in a transfer of $174 million. Since net income is expected to be $161 million, DWP projects a transfer of $161 million. Depending upon the volatile price of natural gas and other expenses, future transfers could also be impacted.

General Obligation Bond Payments

The following table lists the City's General Obligation Bond (GOB) debt service requirements, principal and interest for fiscal year 2006-07. The total principal and interest requirements for fiscal year 2006-07 are estimated at $168,362,863. GOBs are general obligations of the City payable from ad valorem taxes levied upon all of the taxable property in the City. The City issues GOB debt for capital improvement projects, including the acquisition of property and the construction of new facilities and improvements to existing facilities.

TABLE VIII
GENERAL OBLIGATION BONDS
DEBT SERVICE REQUIREMENTS
FOR FISCAL YEAR 2006-07

	Principal	Interest	Total Requirement
GOB - Series 1996-A Refunding	$ 1,490,000	$ 5,138,759	$ 6,628,759
GOB - Series 1999-A Refunding	12,290,000	3,537,358	15,827,358
GOB - Series 1999-B	3,000,000	525,000	3,525,000
GOB - Series 2000-A	4,690,000	935,581	5,600,581
GOB - Series 2000-B	12,615,000	315,375	12,930,375
GOB - Series 2001-A	10,095,000	4,001,075	15,040,075
GOB - Series 2002-A	13,110,000	10,012,702	23,122,702
GOB - Series 2002-B Refunding	375,000	2,861,025	3,236,025
GOB - Series 2003-A	11,885,000	9,808,930	21,693,930
GOB - Series 2003-B Refunding	10,560,000	2,021,731	12,581,731
GOB - Series 2004-A	18,025,000	15,323,250	33,348,250
GOB - Series 2005-A	6,340,000	5,557,300	11,897,300
GOB - Series 2005-B Refunding	90,000	3,413,087	3,503,087
Total	$ 104,375,000	$ 63,987,863	$ 168,362,863

City Indebtedness

The following table depicts the history of City debt service from fiscal year 2002-03 and estimated debt service for fiscal year 2006-07 based on the amount of current outstanding debt.

TABLE IX
DEBT SERVICE REQUIREMENTS [1]
FOR FISCAL YEARS 2003-07
(amounts in thousands)

	Fiscal Year 2002-03	Fiscal Year 2003-04	Fiscal Year 2004-05	Fiscal Year 2005-06	Fiscal Year 2006-07
MICLA [2]	$ 132,827	$ 141,121	$ 155,502	$ 152,805	$ 128,704
General Obligation	94,804	114,321	141,805	164,407	168,353
Judgment Obligation	36,150	8,476	8,182	7,885	7,080
Convention Center Authority	46,049	29,907	36,930	37,683	39,280
Parking System Revenue Bonds	5,764	8,506	8,397	8,519	8,605
Proposition K Lighting District 96-1	4,223	4,507	3,137	3,143	3,084
Sanitation Equipment Charge Revenue Bonds	4,099	6,486	12,436	17,838	32,760
Wastewater System	124,713	123,025	126,916	133,025	152,153
Subtotal	448,629	436,461	494,506	531,534	539,998
Tax and Revenue Anticipation Notes [3]	9,923	10,570	27,367	23,793	[4]
Total	$ 458,552	$ 447,031	$ 521,873	$ 555,327	$ 539,998

Notes:

(1) Long-term debt does not include short-term commercial paper. The table does not include long-term Section 108 debt, which is paid using site-specific tax revenues. The Section 108 debt service requirements for fiscal year 2005-06 and 2006-07 are $805,000 and $807,000, respectively.

(2) Includes debt service requirement supported by assessment on real property approved by the electorate of $22,745,340 in fiscal year 2006-07.

(3) Represents actual interest paid on Tax and Revenue Anticipation Notes (TRAN) on
- 7/2/02 - $332,600,000
- 7/10/03 - $443,600,000
- 7/21/04 - $550,500,000
- 7/14/05 - $518,900,000

(4) The amount of interest to be paid in fiscal year 2006-07 will depend upon the size of the TRAN and interest rates at the time of sale. The size of the TRAN will depend upon the amount of cash needed for cash flow and budgetary decisions on advance funding of City pensions and retirement contributions.

Source: Official Statements

City Debt Policy

The following graph illustrates the growth in the City's General Fund debt in relation to the City's debt policy from fiscal year 1996-97 to present.

The City's debt policy established maximum levels for voter and non-voter approved debt. Under current policy, the City's total debt level for voter and non-voter approved debt shall not be greater than 15% of General Fund revenues. The maximum level of non-voter approved debt is not to exceed 8% of General Fund revenues (with certain exceptions); with maximum voter approved debt equal to the difference between the total maximum debt level and the actual ratio of non-voter approved debt to General Fund revenues.

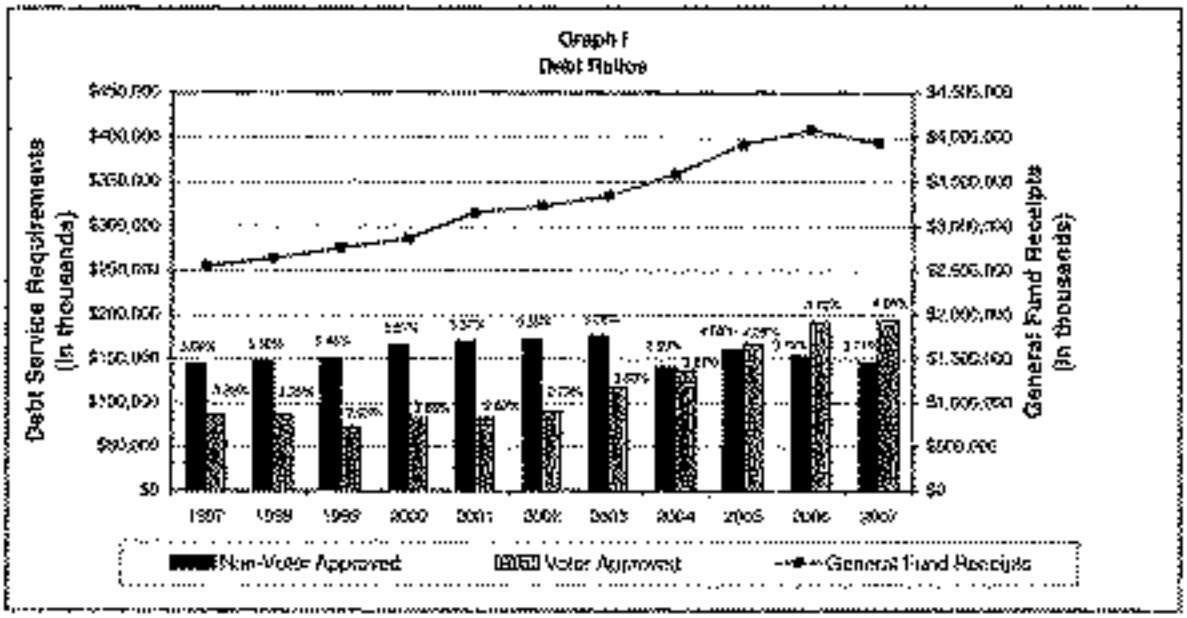

Data from Table X illustrates graphically the City's capacity to issue voter and non-voter approved debt. Based on the current ratio of debt service to total projected receipts in fiscal year 2006-07, the City has the capacity to issue additional non-voter approved debt with an annual debt service requirement of no more than $90 million or 2.29% of General Fund revenue. After the $90 million, the City has the capacity to issue voter approved debt with annual debt service requirement of no more than $160 million.

TABLE X

CITY DEBT POLICY

(Shall not exceed 6% of General Fund Revenue for Non-Voter approved debt and 15% for Voter approved and Non-Voter approved combined)

(dollar amounts in thousands)

Fiscal Year	Debt Service Requirement: Non-Voter Approved (a)	Debt Service Requirement: Voter Approved	Debt Service Requirement: Total	General Fund Receipts (b)	Ratio of Debt Service to Total Receipts: Non-Voter Approved	Ratio of Debt Service to Total Receipts: Voter Approved	Ratio of Debt Service to Total Receipts: Total
1996-97	$ 144,240	$ 86,250	$ 230,490	$ 2,547,002	5.66%	3.39%	9.05%
1997-98	147,214	85,745	232,959	2,637,449	5.58%	3.25%	8.83%
1998-99	150,098	72,352	222,050	2,751,247	5.45%	2.63%	8.08%
1999-00	159,311	82,242	240,553	2,860,424	5.57%	2.88%	8.69%
2000-01	169,203	82,014	251,217	3,150,529	5.37%	2.60%	7.97%
2001-02	172,268	85,873	258,141	3,287,338	5.35%	2.79%	8.14%
2002-03	176,441	117,085	293,526	3,342,548	5.28%	3.50%	8.78%
2003-04	141,109	136,739	277,748	3,585,317	3.93%	3.81%	7.74%
2004-05	153,824	167,281	321,105	3,512,975	4.38%	4.76%	9.14%
2005-06	152,992	192,484	345,476	4,078,339	3.75%	4.72%	8.46%
2006-07	145,884	194,192	340,076	3,950,732	3.71%	4.94%	8.65%

(a) Debt service requirement for non-voter approved debt does not include Section 108 debt, which is paid using site-specific tax revenues.

(b) All years have been adjusted upwards to reflect bond proceeds to pay for capitalized interest. For fiscal years 2002-03, 2003-04, and 2004-05, the adjustments are $6,753,021, $5,381,946, and $3,757,274, respectively. Fiscal years 2002-03, 2003-04, 2004-05, 2005-06 and 2006-07 also include revenue from Staples Center of $3,876,310, $3,873,909, $3,872,656, $3,872,694, and $3,868,306, respectively.

Cash Flow

Revenues and expenditures for the first six months of fiscal year 2005-06 are presented on the following table.

TABLE XI
COMPARISON BETWEEN REVENUES AND EXPENDITURES
FIRST SIX MONTHS OF FISCAL YEAR 2005-06
(amounts in thousands)

Fiscal Year 2005-06	Revenues	Cumulative Revenues	Expenditures	Cumulative Expenditures	Cumulative Net Revenue Over/(Under)
July	$ 219,188	$ 219,188	$ 361,017	$ 361,017	$ (141,829)
August	272,442	491,630	444,124	805,141	(313,511)
September	276,626	768,256	325,456	1,130,597	(362,341)
October	333,755	1,102,011	314,656	1,445,253	(343,242)
November	316,225	1,418,236	341,272	1,786,525	(368,289)
December	562,232 (a)	1,980,468	301,857	2,088,382	(107,914)

(a) Includes first installment ($270,769,247) of property tax received on 12/20/05.

The Controller uses various resources to compensate for differences between receipts and expenditures that include Tax and Revenue Anticipation Notes (TRANS)[3], Reserve Fund and interfund borrowings, and budgeted Reserve fund transfers to the General Fund.

As indicated in Table XII, beginning General Fund encumbrances are also important resource for cash management. As encumbrances backed by cash are liquidated over time, they can offset the need for additional levels of cash. The following table illustrates cash flow borrowings and beginning General Fund encumbrances for fiscal year 1996-97 through 2005-06.

[3] TRANS are used to offset the difference between receipts and expenditures during the first six months of the fiscal year.

TABLE XII
GENERAL FUND CASH FLOW BORROWINGS
FOR FISCAL YEARS 1996-97 THROUGH 2005-06
(amounts in thousands)

Fiscal Year	Total Annual Cash Flow Borrowings				Beginning General Fund Encumbrances
	Reserve Fund	Other Funds	TRANS	Total	
1996-97	$ --	$ 76,900	$ --	$ 76,900	$ 235,112
1997-98	--	70,000	--	70,000	156,623
1998-99	50,000	95,000	--	145,000	159,429
1999-00	56,000	145,000	--	201,000	180,416
2000-01	32,000	--	200,000	232,000	202,961
2001-02	10,000	--	200,000	210,000	250,235
2002-03	--	--	250,000	250,000	204,660
2003-04	45,000	--	200,000	245,000	237,014
2004-05	--	--	325,000	325,000	204,209
2005-06	--	--	200,000	200,000	288,212

Sizing the 2006-07 TRANS

In recent years, through 2005-06, the Controller met the City's cash flow needs by using TRANS borrowed in the financial markets, reserve fund borrowing and cash backing prior year encumbrances. For fiscal years 2003-04, 2004-05 and 2005-06, $200 million, $325 million and $200 million were borrowed, respectively. This prevented the depletion of available cash in the Reserve Fund, and reduced the level of interfund borrowings.

For 2005-06, we met the General Fund cash flow needs with a reduced TRANS. Increased Reserve Fund transfers, economy-sensitive revenues performing better than as budgeted, and non-salary expenses at a lower level than anticipated compensated the reduced TRANS borrowing of $200 million.

Consideration needs to be given to the following issues in order to prevent under or over-estimation of the TRANS for fiscal year 2006-07:

- The City's 2006-07 beginning General Fund cash balance will probably be similar to the 2005-06 fiscal year, as the Mayor and Council reduce old year encumbrances and restrict current year expenditures and encumbrances.

- The performance of the assets managed within the City's pension systems actuarially declined, necessitating an increased retirement contribution by the City.

- The City has a taxable commercial paper program that could be used to augment TRANS and the Reserve Fund for short-term cash flow of 2 months or less.

- The fiscal year 2006-07 Reserve Fund will be approximately 3% of the General Fund, similar to the fiscal year 2005-06 effective Reserve Fund. A large Reserve Fund provides some cushion for City cash flow needs. However a pressing natural disaster or severe economic downturn could result in reducing the size of the Reserve Fund and preclude significant Reserve Fund borrowing.

Based on these issues, I recommend a three-prong approach to City cash flow needs in 2006-07. First, I recommend a $150 million cash flow TRANS for fiscal year 2006-07. This amount is $50 million less than the amount borrowed last fiscal year. This figure will be revised as budget estimates are finalized and the effect on cash flows is determined, with assistance from the Mayor and CAO. Second, I may request standby authority for interfund borrowing as allowed in Charter Sections 340(b). Third, I recommend that, should the need arises, $50 million in the City's commercial paper program, if available, be used to augment the TRANS if the financial picture of the City were to change in a way not now anticipated.

Reserve Fund

In light of the City's budgetary issues, I support maintaining the Emergency Reserve for fiscal year 2006-07 at 2% of General Fund revenues. The Contingency Reserve should be budgeted at least at the current level of 1.3% of General Fund revenues, and higher if possible. Furthermore, the Reserve Fund should be increased to 5% of General Fund revenues over ten years in accordance with the Reserve Fund Policy. These actions are warranted and financially prudent, especially since the City is projecting structural deficits through fiscal year 2010-11.

The Reserve Fund provides needed cash to make minor budget adjustments during the year as priorities change, and provides emergency "rainy day" money for severe economic downturns or disasters. The Reserve Fund also provides needed cash during the year or at year's end to balance the timing of the City expenditure needs. For these reasons, I feel it necessary to maintain a healthy Reserve Fund balance and caution wise and prudent use of Reserve Fund monies.

Office of the Controller
Estimated Receipts for Fiscal Year 2005-2006

	Amount
General Receipts:	
Property Tax:	
Property Tax 1%	$ 854,713,000
Property Tax - Sales Tax Triple Flip	88,937,000
Property Tax - VLF/Property Tax Swap	244,026,000
Property Tax - VLF 2004-05 True Up	13,302,000
Subtotal	1,201,048,000
Property Tax - Educational Revenue Augmentation Fund (ERAF)	(48,424,000)
Total Property Tax	1,152,624,000
Utility Users' Tax	610,161,000
Licenses, Permits, Fees and Fines	441,763,000
Business Tax	392,317,000
Sales Tax	312,552,000
Documentary Transfer Tax	211,313,000
Power Revenue Transfer	180,000,000
Transient Occupancy Tax	122,498,000
Parking Fines	113,000,000
Parking User Tax	73,000,000
Franchise Income	54,034,000
Grant Receipts	13,575,000
Interest	36,388,000
Water Revenue Transfer	29,800,000
Motor Vehicle License Fees	23,896,000
Tobacco Settlement	10,336,000
Residential Development Tax	3,423,000
Transfer from Telecommunications Development Account	1,471,000
Transfer from Tax Reform Fund	15,250,000
Transfer from Reserve Fund	295,266,000
Total General Fund Receipts	$ 4,072,466,000

Office of the Controller
Estimated Receipts for Fiscal Year 2005-2006

	Amount
Special Receipts:	
Sewer Construction & Maintenance Fund	$ 615,331,000
City Levy for Bond Redemption and Interest	164,467,000
Building and Safety Enterprise Fund	112,000,000
Special Gas Tax Street Improvement Fund	99,383,000
Proposition A Local Transit Assistance Fund	99,365,000
Sanitation Equipment Charge Revenue Fund	82,436,000
Proposition C Anti-Gridlock Transit Improvement Fund	70,424,000
Street Lighting Maintenance Assessment Fund	45,914,000
City Employees' Retirement Fund	43,706,000
Local Public Safety Fund	34,000,000
Special Parking Revenue Fund	35,436,000
Community Development Trust Fund	39,953,000
Stormwater Pollution Abatement Fund	31,711,000
Convention Center Revenue Fund	22,068,000
Special Police Communications/911 System Tax Fund	24,297,000
Code Enforcement Trust Fund	30,360,000
Zoo Enterprise Trust Fund	18,517,000
Fines - State Vehicle Code	17,000,000
Citywide Recycling Fund	16,863,000
Workforce Investment Act Trust Fund	21,968,000
Rent Stabilization Trust Fund	12,039,000
Arts and Cultural Facilities and Services Fund	8,994,000
Affordable Housing Trust Fund	13,468,000
Los Angeles Convention and Visitors Bureau Trust Fund	9,236,000
Neighborhood Empowerment Fund	8,546,000
Telecommunications Development Account Fund	10,912,000
HOME Investment Partnerships Program Fund	7,475,000
Supplemental Law Enforcement Services Fund	5,780,000
Efficiency and Police Hires Fund	4,264,000
Mobile Source Air Pollution Reduction Trust Fund	5,151,000
Municipal Housing Finance Fund	4,472,000
El Pueblo de Los Angeles Historical Monument Revenue Fund	3,272,000
Staples Arena Special Fund	3,350,000
Major Projects Review Trust Fund	2,917,000
City Employees Ridesharing Fund	2,783,000
Landfill Maintenance Special Fund	2,954,000
Local Transportation Fund	2,147,000
City Ethics Commission Fund	2,274,000
Community Services Administration Grant Fund	2,108,000
Household Hazardous Waste Special Fund	1,862,000
Older Americans Act Fund	1,586,000
Arts Development Fee Trust Fund	1,857,000

Continued...

Office of the Controller
Estimated Receipts for Fiscal Year 2005-2006

	Amount
Special Receipts - (Continued)	
Park and Recreational Sites and Facilities Fund	$ 1,950,000
Street Damage Restoration Fee Fund	3,500,000
Housing Opportunities for Persons with AIDS Fund	339,000
Procurement Reengineering Trust Fund	9,000
Local Law Enforcement Block Grant Fund	75,000
Allocations From Other Sources:	
AB 2000 Senior Services Grant Fund	84,000
Bicycle License Fund	3,000
Bus Bench Advertising Fund	143,000
Business Improvement District Trust Fund	271,000
City Planning Systems Development Fund	5,049,000
Curbside Recycling Trust Fund	1,641,000
Environmental Affairs Trust Fund	288,000
Fire Hydrant Installation and Main Replacement Fund	637,000
First and Broadway Child Care Fund	445,000
General Services Trust Fund	360,000
Integrated Solid Waste Management Fund	168,000
Pershing Square Project	577,000
Street Banners Trust Fund	67,000
Targeted-Destination Ambulance Service Fund	271,000
Used Oil Collection Fund	512,000
Warner Center Transportation Trust Fund	89,000
Tax Reform Fund	(4,557,000)
Disaster Assistance Trust Fund	(22,754,000)
Total Special Receipts	1,731,222,000
Estimated Receipts for Fiscal Year 2005-2006	$ 5,803,688,000

Exhibit II

Office of the Controller
Estimated Receipts for Fiscal Year 2006-2007

	Amount
General Receipts:	
Property Tax:	
Property Tax 1%	$ 914,543,000
Property Tax - Sales Tax Triple Flip	109,226,000
Property Tax - VLF/Property Tax Swap	263,624,000
Total Property Tax	1,287,393,000
Utility Users' Tax	614,700,000
Licenses, Permits, Fees and Fines	449,525,000
Business Tax	406,701,000
Sales Tax	325,054,000
Power Revenue Transfer	161,000,000
Transient Occupancy Tax	129,848,000
Parking Fines	110,000,000
Documentary Transfer Tax	190,181,000
Parking User Tax	80,300,000
Franchise Income	47,839,000
Grant Receipts	11,800,000
Interest	36,750,000
Water Revenue Transfer	31,500,000
Motor Vehicle License Fees	25,806,000
Tobacco Settlement	10,479,000
Residential Development Tax	3,429,000
Transfer from Telecommunications Development Account	1,471,000
Total General Fund Receipts	$ 3,926,864,000

Office of the Controller
Estimated Receipts for Fiscal Year 2006-2007

	Amount
Special Receipts:	
Sewer Construction & Maintenance Fund	$ 661,126,000
City Levy for Bond Redemption and Interest	188,363,000
Building and Safety Enterprise Fund	120,000,000
Special Gas Tax Street Improvement Fund	88,383,000
Proposition A Local Transit Assistance Fund	106,922,000
Sanitation Equipment Charge Revenue Fund	82,436,000
Proposition C Anti-Gridlock Transit Improvement Fund	74,920,000
Street Lighting Maintenance Assessment Fund	45,482,000
City Employees' Retirement Fund	40,925,000
Local Public Safety Fund	35,000,000
Special Parking Revenue Fund	34,653,000
Community Development Trust Fund	30,000,000
Stormwater Pollution Abatement Fund	31,993,000
Convention Center Revenue Fund	21,925,000
Special Police Communications/911 System Tax Fund	22,200,000
Code Enforcement Trust Fund	30,704,000
Zoo Enterprise Trust Fund	17,742,000
Fines - State Vehicle Code	16,500,000
Citywide Recycling Fund	16,695,000
Workforce Investment Act Trust Fund	12,936,000
Rent Stabilization Trust Fund	12,624,000
Arts and Cultural Facilities and Services Fund	9,876,000
Affordable Housing Trust Fund	9,601,000
Los Angeles Convention and Visitors Bureau Trust Fund	9,959,000
Neighborhood Empowerment Fund	8,546,000
Telecommunications Development Account Fund	8,284,000
HOME Investment Partnerships Program Fund	8,545,000
Supplemental Law Enforcement Services Fund	5,750,000
Efficiency and Police Hires Fund	4,414,000
Mobile Source Air Pollution Reduction Trust Fund	5,790,000
Municipal Housing Finance Fund	4,199,000
El Pueblo de Los Angeles Historical Monument Revenue Fund	3,739,000
Staples Arena Special Fund	3,350,000
Major Projects Review Trust Fund	2,917,000
City Employees Ridesharing Fund	2,762,000
Landfill Maintenance Special Fund	2,954,000
Local Transportation Fund	2,398,000
City Ethics Commission Fund	3,056,000
Community Services Administration Grant Fund	2,108,000
Household Hazardous Waste Special Fund	1,800,000
Older Americans Act Fund	1,586,000
Arts Development Fee Trust Fund	1,375,000

Continued ..

Office of the Controller
Estimated Receipts for Fiscal Year 2006-2007

	Amount
Special Receipts - (Continued)	
Park and Recreational Sites and Facilities Fund	$ 1,500,000
Street Damage Restoration Fee Fund	2,400,000
Housing Opportunities for Persons with AIDS Fund	372,000
Procurement Reengineering Trust Fund	193,000
Allocations From Other Funds:	
AB 2800 Senior Services Grant Fund	84,000
Bicycle License Fund	3,000
Bus Bench Advertising Fund	143,000
Business Improvement District Trust Fund	271,000
City Planning Systems Development Fund	5,040,000
Curbside Recycling Trust Fund	1,641,000
Environmental Affairs Trust Fund	265,000
Fire Hydrant Installation and Main Replacement Fund	636,000
First and Broadway Child Care Fund	196,000
General Services Trust Fund	360,000
Integrated Solid Waste Management Fund	166,000
Pershing Square Project	571,000
Street Banners Trust Fund	67,000
Targeted-Destination Ambulance Service Fund	271,000
Used Oil Collection Fund	512,000
Warner Center Transportation Trust Fund	89,000
Total Special Receipts	1,807,110,000
Estimated Receipts for Fiscal Year 2006-2007	$ 5,733,982,000

Exhibit III

OFFICE OF THE CONTROLLER
GENERAL FUND RECEIPTS
LAST TEN FISCAL YEARS AND ESTIMATES FOR FISCAL YEARS 2006 and 2007
(In Thousands)

Fiscal Year	Property Tax	Utility Users' Tax	Sales Tax	Business Tax	Transient Occupancy Tax	Licenses, Permits, Fees and Fines	Other Revenues [a]	Total General Fund Receipts
1996	$ 466,974	$ 420,167	$ 277,468	$ 280,208	$ 68,425	$ 342,518	$ 595,707	$ 2,482,484
1997	485,326	465,204	283,451	282,886	70,728	368,766	597,924	2,642,285
1998	505,728	479,725	290,874	289,320	86,476	381,307	609,094	2,602,614
1999	501,292	493,531	305,380	300,033	92,149	394,323	646,578	2,744,246
2000	527,810	487,639	331,710	317,340	98,306	420,475	607,525	2,850,807
2001	560,307	557,497	357,222	344,606	106,535	435,620	759,040	3,161,341
2002	622,393	488,770	351,052	360,336	93,901	473,162	831,955	3,221,568
2003	663,440	510,339	383,787	358,041	92,852	467,577	878,182	3,332,018
2004	717,801	576,254	377,890	373,248	97,900	462,660	870,296	3,578,075
2005	1,029,161	590,058	316,561	396,784	127,751	496,550	848,582	3,805,305
2006 (Estimate)	1,152,874	610,163	312,552	352,117	122,408	441,763	1,040,755	4,032,480
2007 (Projected)	1,267,393	614,760	325,054	406,701	120,049	449,935	743,643	3,926,854

[a] Except for fiscal years 1999-2000 and 2006-07, Other Revenues include transfers from the Reserve Fund ($295 million in fiscal year 2005-06).

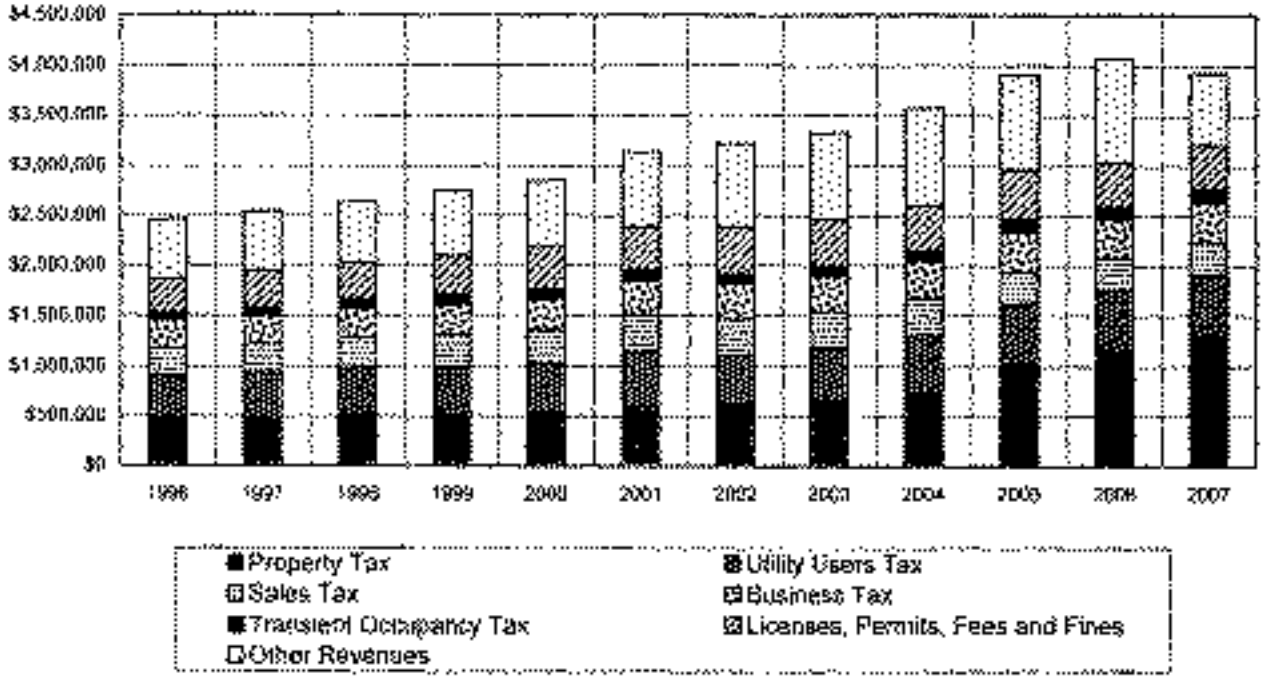

GOVERNMENT SPENDING LIMITATION

This activity presents information with respect to compliance with Article XIIIB of the State Constitution which provides for State and local government spending limitations, effective with the 1980-81 fiscal year. As originally approved, Article XIIIB provided that "appropriations subject to limitation" shall not exceed the appropriations limit for the prior year adjusted for changes in the cost of living and population. "Appropriations subject to limitation" generally exclude appropriations from: user fees, except for proceeds exceeding the costs of providing the service; Federal grants; State mandated program reimbursements; and indebtedness funds. The costs of court and Federal mandates are also excluded. If the financial responsibility of providing a service is transferred to another agency or the financial source is transferred from other revenues to user fees, then the appropriations limit is to be decreased accordingly.

Article XIIIB was significantly amended in 1990. The appropriations limit for 1990-91 shall be the limit for 1986-87 adjusted as follows: 1. The City may choose either the City or County population change each year. 2. The City may choose either the change in California per capita personal income or the change in the City's nonresidential new construction on the local assessment roll. 3. Appropriations for capital outlay projects (fixed assets with a useful life of ten or more years and a value of $100,000 or more) may be excluded from the limit.

The following is a comparison of City appropriations limits and "appropriations subject to limitation". As provided by the 1990 amendments to Article XIIIB, the calculation of the appropriations limit is reviewed as part of the City's annual financial audit.

	City Appropriations Limit	Appropriations Subject to Limit	Amount Appropriations are Under Limit
1980-81	$ 1,093,001,007	$ 864,055,261	$ 228,745,726
1981-82	1,200,014,209	894,409,320	305,604,889
1982-83	1,294,045,525	932,547,001	361,198,524
1983-84	1,346,137,479	1,076,230,000	269,907,179
1984-85	1,428,941,203	1,253,756,060	174,985,143
1985-86	1,502,359,129	1,298,858,609	203,500,520
1986-87	1,587,539,583	1,395,198,500	192,341,083
1987-88	1,668,038,569	1,490,471,000	177,567,569
1988-89	1,755,946,279	1,642,939,540	113,007,459
1989-90	1,865,010,946	1,802,753,639	62,255,187
1990-91	2,004,999,846	1,993,256,086	10,843,760
1991-92	2,144,379,938	1,996,976,436	147,403,502
1992-93	2,198,399,427	1,996,262,902	202,136,525
1993-94	2,199,970,164	1,896,652,002	303,318,162
1994-95	2,231,104,609	1,867,943,807	363,160,156
1995-96	2,341,766,756	1,806,731,403	535,035,353
1996-97	2,480,949,932	1,929,299,193	551,650,739
1997-98	2,801,962,362	1,922,138,184	879,824,178
1998-99	2,774,065,164	1,991,635,193	782,429,971
1999-00	2,931,370,783	2,077,779,982	853,590,801
2000-01	3,114,912,694	2,194,569,005	920,343,689
2001-02	3,249,763,094	2,450,969,110	798,794,784
2002-03	3,301,881,735	2,396,079,660	905,112,175
2003-04	3,430,168,456	2,496,962,194	933,146,319
2004-05	3,587,267,654	2,600,490,585	986,776,879
2005-06	3,828,379,545	2,797,088,472	1,031,291,073
2006-07	3,999,922,486	3,056,031,206	943,891,280

FEDERAL AND STATE GRANT FUNDING ESTIMATES

I. Budgetary, Library and Recreation and Parks Departments will participate in grant programs for the 2006-07 period totaling $371,340,390 of which $21,787,732 will be the City share.

II. Proprietary Department grant programs for the 2006-07 period total $132,351,379.

The grant-supported programs identified below are funded by federal, state and other local agencies. The figures were reported by departments to the City Administrative Officer on April 5, 2006 and revised on June 30, 2006 to reflect approved the 2006-07 Budget. All grant programs are subject to modification and final approval by the Mayor and Council.

	Sub-function Code	2004-05 Grant Receipts	2005-06 Estimated Grant Receipts	2005-06 Estimated City Match	2006-07 Estimated Grant Receipts	2006-07 Estimated City Match
Certain Programs, Library, Recreation and Parks Departments						
Aging						
Senior Social Services	SS	$ 4,397,000	$ 4,398,000	$ 191,000	$ 4,399,000	$ 213,547
Senior Citizen Nutrition Program	SS	8,793,000	8,800,000	299,000	8,811,000	299,000
Senior Community Service						
Employment	EG	2,382,136	2,382,000	191,000	2,382,000	160,000
AB 2880	EG	1,056,779	1,201,000	--	985,000	-
Programs Home Service	EG	296,025	296,000	16,000	261,000	16,000
Proposition A	EG	4,196,847	4,001,000	-	3,806,000	--
CDBG	EG	3,622,136	3,026,000	--	2,201,000	--
Family Caregiver Program	EG	1,242,865	1,000,000	90,000	1,001,000	65,000
Total Aging		$ 26,963,000	$ 25,306,000	$ 796,000	$ 23,674,000	$ 628,000
Building & Safety						
Positive Code Enforcement (PACE) - Citywide	EA	$ 1,024,000	$ 2,000,000	$ -	$ 2,000,000	$ -
PACE - CDD	EA	160,000	247,000	--	200,000	--
PACE - City Attorney	EA	800,000	-	--	--	--
Nuisance Property Abatement - Connection	EA	20,000	60,000	--	95,000	--
Total Building & Safety		$ 2,000,000	$ 2,307,000	$ --	$ 2,295,000	$ --
City Administrative Officer						
National Emergency Mgmt. Agency						
Disaster Assist. (03/04)	AL	$ 20,394,000	$ 12,000,000	$ --	$ 11,000,000	$ --
Federal OES						
Federal Disaster Assist. Act	AL	1,000,000	2,000,000	--	800,000	--
Total City Administrative Office		$ 20,394,000	$ 14,000,000	$ --	$ 12,000,000	$ --
City Attorney						
Victim Witness Assistance - State	AA	$ 866,000	$ 866,000	$ 79,000	$ 866,000	$ 79,000
Victim Witness Special Employer	AA	110,000	110,000	27,000	110,000	27,000
Victim Restitution Unit - Joint Powers	AA	664,000	761,000	--	664,000	-
Sexual Assault Prosecution	AA	59,000	59,000	15,000	59,000	15,000
Vertical Prosecution Program	AA	140,000	50,000	35,000	--	-
Domestic Reconciliation Program	AA	700,000	700,000	202,000	700,000	202,000
Gun Violence Prosecution	AA	100,000	25,000	--	--	-
Project Safe Neighborhoods - City Attorney	AA	100,000	100,000	--	20,000	--
Total City Attorney		$ 2,800,000	$ 2,100,000	$ 416,000	$ 1,500,000	$ 360,000
Commission for Children, Youth and Their Families						
Office of Traffic Safety - Safe Communities	EG	$ --	$ 120,000	$ --	$ 200,000	$ --
Total CCYF		$ --	$ 120,000	$ --	$ 200,000	$ --
Commission on the Status of Women						
Safe Choices Grant	EG	$ 272,000	$ 277,000	$ 102,000	$ 277,000	$ 102,000
Total CSOW		$ 272,000	$ 277,000	$ 102,000	$ 277,000	$ 102,000
Community Development—Administration						
Block Grant Coordination	FC	$ 16,000,000	$ 10,000,000	$ -	$ 11,000,000	$ --
Subtotal Administration		$ 16,000,000	$ 10,000,000	$ --	$ 11,000,000	$ --
Community Development— Economic Development Division (formerly Industrial and Commercial Revenue)						
Business Development Projects	EA	$ 7,000,000	$ 4,000,000	$ --	$ 6,000,000	$ --
Subtotal Economic Development Division		$ 7,000,000	$ 4,000,000	$ --	$ 6,000,000	$ -
Community Development—Human Services Division/ASWCD						
Public Service Programs	EG	$ 12,000,000	$ 6,000,000	$ -	$ 6,000,000	$ -
Neighborhood Facilities	EG	5,000,000	5,000,000	--	3,000,000	--
Regional Communities	EG	3,000,000	700,000	--	2,000,000	--
Community Services Block Grant	EG	2,000,000	2,000,000	--	2,000,000	--

FEDERAL AND STATE GRANT FUNDING ESTIMATES

	Sub Function Code	2004-05 Grant Receipts	2005-06 Estimated Grant Receipts	2005-06 Estimated City Match	2006-07 Estimated Grant Receipts	2006-07 Estimated City Match
Community Development--Human Services Division/ASD/WIB (continued)						
Emergency Service Block Grant -						
Homeless Program (Fed and State)	XG	$ 5,235,921	$ --	$ --	$ --	$ --
Grant Administration	XG	98,948	--	--	--	--
Local Law Enforcement Block Grant	XG	101,000	110,000	110,000	--	--
LA County Office of Education	XG	457,241	--	--	--	--
Agencies Activated by CAB/CFS	XG	26,910,902	29,147,906	--	32,096,068	-
Office of Traffic Safety	XG	250,000	300,000	--	600,000	
Social Human Services Division/ASD/WCD		$ 250,000	$ 30,210,000	$ 110,000	$ 32,710,000	$ --
Community Development--Training and Job Development Division						
Workforce Investment Act	XG	$ 17,250,917	$ 21,500,000	$ --	$ 18,000,000	$ -
Youth Opportunities Grant	XG	5,314,305	--	--	--	--
CalWORKs	XG	2,105,000	2,000,000	-	-	--
LA Works Alliance	XG	300,000	3,000,000	--	2,000,000	--
Rewarding Youth Achievement	XG	--	--	--	--	--
Expanded Training Opportunity	XG	--	--	--	--	--
Serve Ed Grant	XG	100,000	100,000	--	--	--
Perkins Carl Act	XG	164,400	164,000	--	--	--
LA 2010	XG	140,000	40,000	--	--	--
Innovative Technology Center	XG	500,000	75,000	12,500	--	--
Green Industrial Parks	XG	90,000	40,000	--	--	--
Workforce Deliver Partners Center	XG	-	100,000	-	100,000	--
LA HOPE	XG	600,000	600,000	--	600,000	--
Subtotal Training and Job Development Division		$ 27,164,142	$ 27,219,000	$ 12,500	$ 27,500,000	$ --
Total Community Development		$ 30,423,641	$ 57,571,000	$ 122,500	$ 59,498,000	$ --
Cultural Affairs						
Calvary Rural Preservation Grant Agreement	CA	$ 1,250,000	$ -	$ -	$ --	$ -
LA Integrated Waste Management	CA	--	--	--	--	--
Waste Tourism Grant of CA	CA	20,142	1,000	--	-	-
Total Cultural Affairs		$ 1,270,142	$ 1,000	$ --	$ --	$ --
Department on Disability						
DOD - Office on Disability Agency Worker		$ 300,000	$ 124,000	$ --	$ --	$ --
Total Department on Disability		$ 300,000	$ 124,000	$ -	$ --	$ -
Emergency Preparedness *						
Federal Emergency Mgmt. Agency						
Emergency Mgmt. Perf. Grant	AL	$ 490,000	$ 200,000	$ --	$ --	$ -
Department of Justice						
a. State Emer. Prep. Equipment Program	AL	--	--	-	--	--
b. Citizen Corp. Prog. Grant	AL	1,167,305	77,000		--	--
Department of Homeland Security						
a. Urban Homeland Security Grant Prog.	AL	319,896	1,700,000	-	-	--
b. State Homeland Security Grant Prog.	AL	--	600,000	--	--	--
Total Emergency Preparedness		$ 1,840,201	$ 2,600,000	$ --	$ --	$ --
Environmental Affairs						
Local Enforcement Grants	EC	$ 48,301	$ 48,000	$ --	$ 50,000	$ 5,000
Oxnard Bay Grant Recycling	EC	30,000	30,000	--	30,000	--
CHS Grant Services	EC	--	--	--	420,000	420,000
LA Grant Services	EC	316,770	97,000	10,000	41,000	11,000
Greening in Action	EC	200,000	-	-	-	-
Rapid Planning	EC	--	-	-	100,000	-
Disaster Assist. Grants	EC	--	--	--	100,000	--
Brownfields Assessment Grant	EC	100,000	--	-	100,000	-
Restoration Neighborhoods	EC	31,500	40,000	2,000	200,000	40,000
Sewer Assistance Grant	EC	--	--	--	50,000	--
Total Environmental Affairs		$ 747,000	$ 600,000	$ 12,000	$ 1,100,000	$ 497,000
Fire						
Assistance to Firefighters Grant Program	AL	$ -	$ 700,000	$ 322,000	$ --	$ --
Assistance to Firefighters Grant Program-Wildlands	AL	-	400,000	100,000	--	-
Hazardous Materials Emergency Plan	AL	-	-	-	-	-
Urban Search & Rescue (US) Admin Prep	AL	500,000	500,000	--	--	-
Urban Search & Rescue Resource System	AL	517,300	450,000	--	600,000	-
Total Fire		$ 1,017,300	$ 2,050,000	$ 422,000	$ 600,000	$ -
Housing						
Housing Programs (CHDA)	XA	$ 30,270,604	$ 21,000,000	$ --	$ 21,000,000	$ -
Home Investment Partnership (HOME)	XA	48,075,873	40,000,000	10,000,000	38,000,000	--

FEDERAL AND STATE GRANT FUNDING ESTIMATES

	Sub function Code	2004-05 Grant Receipts	2005-06 Estimated Grant Receipts	2005-06 Estimated City Match	2006-07 Projected Grant Receipts	2006-07 Projected City Match
Housing (continued)						
American Dream Downpayment Initiative	HA	$ [illegible]	$ [illegible]	$ --	$ [illegible]	$ --
Emergency Shelter Grant - Homeless Program (Fed. and State)	HA	--	[illegible]	--	[illegible]	[illegible]
Housing Opportunities for Persons with AIDS	HA	[illegible]	[illegible]	--	[illegible]	--
Asset Building Science Incubator	HA	--				
CalHome	HA	[illegible]	[illegible]	--	--	--
Code Enforcement	HA	--	--	--	--	--
Building Equity Growth in Neighborhoods (BEGIN)	HA	[illegible]	[illegible]	--	--	--
Trust Fund Housing Grant	HA	[illegible]	--	--	--	--
Extended Accessibility Grant for Renters	HA	[illegible]	--	--	--	--
Workforce Housing Reward	HA	--	[illegible]	--	[illegible]	--
HOPWA Competitive Grant	HA	[illegible]	--	--	--	--
Lead-based paint hazard control	HA	--	[illegible]	[illegible]	--	--
Lead-based paint hazard identification	HA	--	[illegible]	[illegible]	--	--
Lead Outreach Program	HA	--	[illegible]	[illegible]	--	--
Homeland Security (UASI & SHSGP)	HA	--	--	--	[illegible]	--
Total Housing		$ [illegible]	$ [illegible]	$ [illegible]	$ [illegible]	$ [illegible]
Mayor [illegible]						
Operation ABC	MO	$ [illegible]	$ [illegible]	$ --	$ [illegible]	$ --
CLEAR Anti-Gang Initiative	MO	[illegible]	[illegible]	--	[illegible]	--
COPS FY 98 Universal Hiring	MO	[illegible]	[illegible]	[illegible]	--	--
COPS Universal Hiring Program	MO	--	[illegible]	[illegible]	[illegible]	[illegible]
COPS MORE 98	MO	[illegible]	[illegible]	--	[illegible]	--
COPS MORE 99	MO	[illegible]	[illegible]	-	[illegible]	--
COPS Interoperability	MO	--	--	--	[illegible]	--
Operation Night Stalk	MO	[illegible]	[illegible]	--	[illegible]	--
Juvenile Justice Delinquency Prevention Program	MO	[illegible]	[illegible]	--	[illegible]	--
Preventing Violent Felony Program	MO	--	[illegible]	--	[illegible]	--
Community Policing Enhancement	MO	[illegible]	[illegible]	--	[illegible]	-
COPS 21 - COPS MORE 2002 Clerks	MO	--	[illegible]	[illegible]	[illegible]	[illegible]
Juvenile Accountability Incentive Block Grant	MO	[illegible]	[illegible]	[illegible]	[illegible]	[illegible]
Family Violence Prevention (FVP)	MO	[illegible]	-	--	--	--
SERT	MO	[illegible]	[illegible]	--	[illegible]	--
Legislative Enforcement Block Grant	MO	[illegible]	[illegible]	[illegible]	--	--
Law SERT Project	MO	[illegible]	[illegible]	--	--	--
State Supplemental Block Grant	MO	[illegible]	[illegible]	--	[illegible]	--
Community Court Pilot Project	MO	[illegible]	--	--	--	--
Office of Violence Against Women	MO	[illegible]	[illegible]	--	[illegible]	--
Gang Reduction Program	MO	[illegible]	[illegible]	--	[illegible]	--
FY04 State Homeland Security Grant	MO	--	[illegible]	--	[illegible]	--
FY05 State Homeland Security Grant	MO	--	[illegible]	--	[illegible]	--
Urban Area Security Initiative Pool 1	MO	[illegible]	[illegible]	--	--	--
Urban Area Security Initiative Pool 2	MO	[illegible]	[illegible]	--	[illegible]	--
Urban Area Security Initiative FY04	MO	[illegible]	[illegible]	--	[illegible]	--
Urban Area Security Initiative FY05	MO	--	[illegible]	--	[illegible]	--
Safe Cities Initiative	MO	[illegible]	-	-	--	--
Pier Operation Anchorage	MO	[illegible]	[illegible]	--	[illegible]	--
Minority Business Opportunity Committee (MBOC)	MO	[illegible]	[illegible]	[illegible]	-	--
Total Mayor		$ [illegible]	$ [illegible]	$ [illegible]	$ [illegible]	$ [illegible]
Police [illegible]						
Internet Crimes Against Children (ICAC)	MO	[illegible]	[illegible]	--	-	--
Juvenile Justice Crime Prevention Program (Jus JCAP/Juvenile)	MO	[illegible]	[illegible]	--	--	--
Law Enforcement Specialized Units	MO	[illegible]	[illegible]	--	--	--
California Cold Hit DNA Program	MO	[illegible]	-	--	-	--
Gang Resistance Education & Training	MO	[illegible]	[illegible]	--	--	--
Crescent Prowler Station Improvement	MO	[illegible]	[illegible]	--	--	--
Project Safe Neighborhoods - Gun Unit	MO	[illegible]	[illegible]	--	--	--
Project Safe Neighborhoods - Outreach	MO	[illegible]	[illegible]	-	--	--
Operation Safe and Secure	MO	[illegible]			-	-
Port Security Grant and Prevention Grant	MO	[illegible]	[illegible]	-	--	-
Runaways Organized Against Crime (ROAC)	MO				--	-
Crime-free Housing (CFHP)	MO	[illegible]	--	-	--	--

FEDERAL AND STATE GRANT FUNDING ESTIMATES

	Sub-function Code	2004-05 Grant Receipts	2005-06 Estimates Grant Receipts	2005-06 Estimates City Match	2006-07 Estimates Grant Receipts	2006-07 Estimates City Match
Police (continued)						
Two COPS Supplement Project	[illegible]	[illegible]	--	--	--	--
Weed-and-Seed Hampton Area	[illegible]	[illegible]	--	--	--	--
Weed and Seed Rockaway Area	[illegible]	[illegible]	[illegible]	-	--	--
Weed and Seed Southeast Area	[illegible]	[illegible]	--	--	--	--
Amber Crackdown Program	[illegible]	[illegible]	--	--	--	--
Amber Crackdown Program II	[illegible]	[illegible]	[illegible]	--	--	--
Bulletproof Vest Program	[illegible]	$ [illegible]	$ [illegible]	$ [illegible]	$ --	$ --
DNA Capacity Enhancement Program	[illegible]	[illegible]	[illegible]	--	-	-
Human Trafficking Grant	[illegible]	[illegible]	[illegible]	[illegible]	--	--
Forensic Backlog DNA Reduction	[illegible]	[illegible]	[illegible]	-	--	--
Total Police		$ [illegible]	$ [illegible]	$ [illegible]	$ --	$ --
Public Works						
Street Highway Improvements (SHIP) Program	[illegible]	$ [illegible]	$ [illegible]	$ [illegible]	$ --	$ --
Bikeways	[illegible]	[illegible]	[illegible]	[illegible]	[illegible]	[illegible]
Wastewater Systems (Engineering)	[illegible]	--	[illegible]	[illegible]	[illegible]	[illegible]
Total Public Works		$ [illegible]	$ [illegible]	$ [illegible]	$ [illegible]	$ [illegible]
Transportation						
[illegible]	[illegible]	$ [illegible]	$ --	$ -	$ --	$ --
[illegible]	[illegible]	[illegible]	--	--	--	--
[illegible]	[illegible]	[illegible]	[illegible]	--	--	--
[illegible]	[illegible]	[illegible]	[illegible]	--	--	--
[illegible]	[illegible]	[illegible]	--	-	--	--
State Highway Maintenance	[illegible]	[illegible]	[illegible]	-	--	--
[illegible]	[illegible]	[illegible]	--	--	-	--
[illegible]	[illegible]	[illegible]	[illegible]	[illegible]	--	-
[illegible]	[illegible]	[illegible]	--	--	--	--
[illegible]	[illegible]	[illegible]	--	--	--	--
[illegible]	[illegible]	[illegible]	--	--	--	--
[illegible]	[illegible]	[illegible]	[illegible]	[illegible]	[illegible]	[illegible]

FEDERAL AND STATE GRANT FUNDING ESTIMATES

	Sub-function Code	2014-15 Grant Receipts	2015-16 Adjusted Grant Receipts	2015-16 Adjusted City Match	2016-17 Estimated Grant Receipts	2016-17 Estimated City Match
Recreation & Parks (continued)						
Economic Development Relief on Grants	OO	-	-	-	256,672	-
SAFETEA-LU/CMAQ TRANS	OO	-	-	-	460,000	-
State Natural Resources Infrastructure Fund	OO	-	-	-	2,750,000	-
State Land and Water Conservation	OO	-	-	-	386,614	-
State Proposition 84 Trails (Multi-year)	OO	$ -	$ -	$ -	$ 126,318	$ -
State General Fund	OO	25,000	-	-	-	-
Total Recreation & Parks		$ 5,078,064	$ 3,026,000	$ 1,084,000	$ 7,696,192	$ 1,000,000
Subtotal Recreation, Library, Recreation, & Parks		$ 255,202,236	$ 351,656,490	$ 74,522,990	$ 391,548,302	$ 21,187,732
Part 3-Proprietary Departments						
Airports						
Federal Grants Reimbursed - LAX	OE	$ 1,160,140	$ 33,342,000	$ -	$ 26,486,000	$ -
Federal Grants Reimbursed – Ontario	OE	557,571	31,531,000	-	22,274,000	-
Total Airports		$ 1,717,711	$ 64,873,000	$ -	$ 48,888,000	$ -
Harbor [1]						
State California State Water Resources Control Board	OA	$ 1,722,244	$ 964,246	$ -	$ 2,105,000	$ -
State California Homeland Security	OA	-	-	-	550,000	-
State California Urban Area Security Initiative FY 2006	OA	-	-	-	40,000	-
Federal OMAS Grant	OA	-	-	-	-	-
Federal Port Security Grants	OA	11,918,485	2,065,443	-	7,519,712	-
Federal Department of Transportation (DOT/RAG)	OA	-	-	-	96,000	-
Total Harbor		$ 13,640,729	$ 3,029,689	$ -	$ 10,304,712	$ -
Water & Power						
U.S. EPA - OWA Aquifer Storage Assistance	OL	$ 669,201	$ 300,000	$ -	$ 90,000	$ -
U.S. EPA - Wastewater Infrastructure Assistance	OL	148,228	-	-	-	-
U.S. Dept. of Interior - Water Recycling Projects	OL	-	62,010	-	-	-
CA Dept. of Water Resources - Various Surveys, Proj.	OL	-	-	-	612,197	-
CA Dept. of Water Resources-Groundwater Dist. Study	OL	-	-	-	75,000	-
U.S. Bureau of Reclamation - Desalination Pilot Project	OL	-	-	-	500,000	-
State of CA Natural Resources Infrastructure Fund	OL	-	991,000	-	-	-
So. Coast Air Quality Mgmt District-WBMS Pilot Prog.	OL	-	600,000	-	1,055,500	-
Total Water & Power		$ 817,429	$ 2,953,100	$ -	$ 2,432,697	$ -
Total Proprietary Departments		$ 16,026,440	$ 70,855,100	$ -	$ 62,154,409	$ -
Total City of Los Angeles		$ 271,217,947	$ 422,511,591	$ 74,522,990	$ 453,702,711	$ 21,187,732

[1] Denotes departments for which information was not available at the time of publishing.

[2] Department for which budget information was provided on June 30, 2016, but is not the result of actual grant receipts in adoption of the 2016-17 Adopted Budget.

FEDERAL AND STATE GRANT FUNDING ESTIMATES

Distribution of 2006-07 Grants by Subfunction

Code	Subfunction	Estimated Receipts	Estimated City Match	Estimated Total
PART I--Budgetary, Library and Recreation & Parks Departments				
AB	Legal Prosecution	$ 1,989,037	$ 390,000	$ 2,379,037
AC	Crime Control	$4,393,207	2,131,692	96,524,899
AE	Local Emergency Planning Programs	12,692,915	--	12,692,915
BE	Wastewater Collection, Treatment & Disposal	2,554,743	517,000	3,071,743
BL	Environmental Quality	1,156,854	482,000	1,638,854
CA	Street & Highway Transportation	--	--	--
CD	Mass Transit	5,872,000	2,230,000	8,102,000
DA	Arts & Cultural Opportunities	--	--	--
DB	Educational Opportunities	2,002,280	--	2,302,280
DC	Capital	3,963,674	--	3,963,674
EA	Economic Opportunities & Development	114,164,201	--	114,164,201
EB	Employment Opportunities	52,165,250	--	52,165,250
EG	Human Services	68,777,893	16,080,248	84,858,093
FC	Administrative	11,701,449	--	11,701,449
Subtotal Budgetary, Library and Recreation & Parks		$ 321,348,390	$ 21,787,732	$ 343,136,122
PART II--Proprietary Departments				
BL	Environmental Quality	$ 2,477,667	$ --	$ 2,477,667
CE	Air Transport	118,869,000	--	118,869,000
CA	Street & Highway Transportation	10,804,712	--	10,804,712
Subtotal Proprietary		$ 132,151,379	$ --	$ 132,151,379
Total City of Los Angeles		$ 453,499,769	$ 21,787,732	$ 521,287,501

Distribution of 2006-07 Grants by Source

PART I--Budgetary, Library and Recreation & Parks Departments			
Federal Grants	$ 262,471,140	$ 17,086,312	$ 279,556,452
Federal Grants with State as Pass-through	59,293,121	3,353,989	62,647,110
State Grants	16,220,069	1,298,469	17,518,521
Other	7,253,427	50,000	7,303,427
Subtotal Budgetary, Library and Recreation & Parks	$ 345,237,756	$ 21,787,732	$ 367,025,510
PART II--Proprietary Departments			
Federal Grants	$ 127,018,712	$ --	$ 127,018,712
State Grants	5,132,667	--	5,132,667
Subtotal Proprietary Departments	$ 132,151,379	$ --	$ 132,151,379
Total City of Los Angeles	$ 477,389,163	$ 21,787,732	$ 499,176,895

FEDERAL AND STATE GRANT FUNDING ESTIMATES

Approved Housing & Community Development Block Grant Participation & Allocation

Participants	Program 27th Year (4/01-3/02)	Program 28th Year (4/02-3/03)	Program 29th Year (4/03-3/04)	Program 30th Year (4/04-3/05)	Program 31st Year (4/05-3/06)	Program 32nd Year (4/06-3/07)
Aging	$ 2,844,387	$ 3,412,649	$ 2,039,046	$ 3,303,344	$ 3,023,050	$ 2,250,791
Building and Safety	2,004,870	4,720,300	2,156,207	2,851,561	2,490,918	2,304,600
Community Development						
- Administration	16,558,475	16,095,234	16,054,073	16,380,874	16,590,017	15,622,070
- Human Services						
(Includes Facilities)	27,465,295	24,698,137	25,015,050	22,177,489	23,024,675	20,706,224
- Economic Development	5,867,000	5,992,000	4,847,143	3,574,644	2,011,000	7,011,050
- CDBG Swap for LA's BEST	--	--	1,850,000	--	--	--
Subtotal (CD)	$ 49,270,697	$ 44,705,371	$ 48,806,711	$ 44,132,467	$ 47,326,777	$ 50,243,785
Controller	$ 92,387	$ 92,387	$ 97,307	$ 65,619	$ 200,000	$ 79,002
City Attorney	1,238,210	650,307	1,634,342	1,455,561	2,212,482	1,869,016
City Clerk	--	--	--	--	200,000	--
Department on Disability	1,014,805	2,285,147	3,102,054	2,097,209	2,205,397	1,751,050
Housing	24,247,606	28,205,842	28,227,002	29,030,081	30,817,031	--
- Administration	--	--	--	--	--	3,714,760
- Program	--	--	--	--	--	24,042,260
- Gen. Fund Match with AHTF	--	--	--	--	--	1,228,410
Subtotal Housing	$ 24,247,606	$ 28,205,842	$ 28,227,002	$ 29,030,081	$ 30,817,031	$ 29,984,431
Human Relations Commission	$ --	$ --	$ --	$ --	$ --	$ 12,570
Information Technology Agency	--	-	-	--	258,047	--
Mayor (MOBD)	672,601	630,000	280,000	400,000	250,000	--
Planning	767,040	944,367	244,367	237,206	217,030	190,027
Public Works	5,391,034	6,099,350	4,954,040	6,991,574	4,726,382	4,846,062
Library	200,000	200,000	200,000	--	100,000	--
Recreation & Parks	2,081,428	2,021,428	2,240,657	2,238,002	1,096,299	1,546,354
Reimbursement Employee and unemployment	--	2,103,006	3,250,657	3,010,000	--	--
Neighborhood Block Grant (NB)	4,201,500	779,432	3,855,370	3,691,408	287,538	2,037,211
Zoo	330,000	111,000	111,000	--	--	--
Subtotal City Departments	$ 108,049,634	$ 86,802,967	$ 101,301,638	$ 115,011,837	$ 81,002,196	$ 90,916,201
Community Redevelopment Agency	$ 1,000,000	$ 1,000,000	$ 13,000,000	$ 2,020,000	$ 600,000	$ 900,000
Housing Authority	1,200,904	1,200,904	1,200,904	600,750	900,000	621,148
L.A. Homeless Services Authority	9,640,645	10,201,815	9,766,271	9,066,165	9,014,200	7,261,602
Various/Other	--	--	--	--	1,273,558	--
Subtotal Other Agencies	$ 10,747,449	$ 12,847,649	$ 23,966,919	$ 12,684,867	$ 11,840,202	$ 8,782,800
Total City	$ 118,796,083	$ 99,650,616	$ 125,268,451	$ 126,696,704	$ 102,497,598	$ 107,299,799

SECTION 6

Functional Distributions

of the budgets shown in this document

2006-07

CITY OF LOS ANGELES

CONSOLIDATED FUNCTIONAL DISTRIBUTION
of the
Budgets of All Departments of City Government
Showing the Economic Impact of the City's Budget
for the Fiscal Year 2006-07

Function	Budgets 2004-05	Budgets 2005-06	Budgets 2006-07
A. Community Safety			
Total General Budget	$ 2,223,031,988	$ 2,478,377,510	$ 2,690,993,587
Grant and Other Funds	169,429,381	72,635,609	105,865,190
Pension and Retirement Funds			
Earnings	377,763,372	395,049,415	394,297,414
Member Contributions	97,464,346	100,535,566	122,627,021
	$ 2,867,709,262	$ 3,046,602,099	$ 3,313,813,213
B. Home and Community Environment			
Total General Budget	$ 1,348,270,018	$ 1,384,051,549	$ 1,755,809,926
Grant and Other Funds	4,336,874	$ 3,155,165	6,194,204
Water Supply	1,794,279,052	$ 1,905,760,900	1,629,007,600
Power Supply	2,955,283,141	$ 3,455,945,100	4,090,125,500
Pension and Retirement Funds			
Earnings	188,079,538	235,957,547	333,863,745
Member Contributions	57,425,822	60,024,966	61,687,341
	$ 6,305,430,546	$ 6,785,203,162	$ 7,880,488,457
C. Transportation			
Total General Budget	$ 679,014,676	$ 731,626,217	$ 985,902,741
Grant and Other Funds	158,794,191	$ 136,906,690	139,545,712
Air Transportation	952,996,050	$ 1,199,080,050	1,204,857,600
Pension and Retirement Funds			
Earnings	39,234,691	$ 42,422,057	45,529,893
Member Contributions	14,244,579	$ 14,021,450	16,497,853
	$ 1,844,283,986	$ 2,118,056,356	$ 2,392,433,799
D. Cultural, Educational & Recreational Services			
Total General Budget	$ 345,000,188	$ 397,942,863	$ 427,298,014
Grant and Other funds	38,508,021	$ 46,801,127	45,597,846
Pension and Retirement Funds			
Earnings	30,097,146	$ 36,166,890	36,393,270
Member Contributions	14,500,477	$ 14,374,770	15,034,529
	$ 428,055,835	$ 476,276,626	$ 503,323,657
E. Human Resources, Economic Assistance & Development			
Total General Budget	$ 128,783,484	$ 126,943,894	$ 152,658,998
Grant and Other funds	256,425,541	$ 251,804,008	255,107,251
Harbor Service	600,095,940	$ 685,636,500	845,403,805
Pension and Retirement Funds			
Earnings	5,024,059	$ 5,322,523	4,927,760
Member Contributions	2,386,631	$ 2,176,260	2,179,745
	$ 990,715,655	$ 1,055,883,235	$ 1,243,276,639
F. General Administration and Support			
Total General Budget	$ 615,980,690	$ 696,022,703	$ 738,073,145
Grant and Other Funds	14,989,592	$ 13,580,947	14,701,449
Pension and Retirement Funds			
Earnings	45,702,910	$ 48,256,664	50,008,514
Member Contributions	24,560,018	$ 20,139,690	22,120,757
	$ 696,233,208	$ 779,299,964	$ 813,903,865
Subtotal City Government	$ 13,225,040,236	$ 14,297,780,286	$ 16,093,948,585
Less Interdepartmental Transactions:	(610,436,605)	(723,016,907)	(803,971,707)
Total City Government	$ 12,614,619,630	$ 13,574,762,380	$ 15,287,276,892

Total General Budget, Grant Funds and Other Funds figures are from the "Functional Distribution of 2006-07 Appropriations and Revenue Funds" which accompanies this Section. The Appropriations for the Departments of Airports, Harbor, Water and Power and the City Employees' Retirement and Pensions Systems are presented in this schedule for informational purposes. These departments are governed by Boards of Commissioners, appointed by the Mayor and confirmed by the City Council. Their budgets are adopted exclusively by these Boards.

SUMMARY OF FUNCTIONAL DISTRIBUTION

OF 2006-07 APPROPRIATIONS

Code	Function	Operating Budget	Bonded Debt Approved	Capital Improvements	Bond Redemption and Interest	Total General Budget
A	Community Safety	$ 1,012,261,790	$ 705,815,054	$ 12,390,313	$ --	$ 2,030,467,157
B	Health and Community Environment	1,155,269,383	258,144,662	283,669,000	--	1,796,083,045
C	Transportation	189,447,981	295,563,526	31,021,145	--	515,032,652
D	Cultural, Educational and Recreational Services	274,276,744	136,602,445	16,441,321	--	427,320,510
E	Human Resources, Economic Assistance and Development	119,072,497	32,324,836	--	--	151,397,333
F	General Administration and Support	1,896,250,442	(1,434,705,150)	2,249,500	166,262,605	730,057,397
	Total	$ 5,146,357,395	$ --	$ 345,431,277	$ 166,262,605	$ 6,023,214,277

This schedule represents a distribution of the 2006-07 appropriations of City funds for general budget purposes according to City functions.

Appropriations dedicated to specific purposes are presented on the Supporting Data pages of Section 2 of this document.

Appropriations for General City Budget purposes and other funds estimated to be spent by departments during the fiscal year are distributed according to activities of City government in the schedule appearing in Section 5 of this document.

A consolidated statement of all departments of City government, including the Airports, Parking, and Water and Power Departments, appears also in Section 5 and shows the estimated impact of the City's budget for the fiscal year.

FUNCTIONAL DISTRIBUTION OF 2006-07 APPROPRIATIONS AND ALLOCATED FUNDS

Code	Function and Subfunction	Operating Budget	Related Costs Applied	Capital Improvements	Bond Redemption and Interest	Total General Budget	Grant and Other Funds	Total Funds Allocated
A	COMMUNITY SAFETY							
AA	Animal Control	23,328,998	12,593,280	3,000,000	-	36,920,278	-	36,920,278
AB	Legal Prosecution	47,524,246	24,656,477	-	-	72,180,723	1,989,037	74,179,760
AD	Crime Control	1,592,988,406	575,377,351	-	-	1,768,283,757	94,363,297	1,862,625,054
AE	Support of the Police Department	24,683,099	(24,135,635)	-	-	747,464	-	747,464
AF	Fire Control	428,712,702	168,065,642	-	-	597,778,344	-	597,778,344
AG	Support of the Fire Department	4,089,820	(2,637,928)	-	-	1,452,892	-	1,452,892
AH	Public Assistance	133,751,436	3,704,770	-	-	137,456,205	-	137,456,205
AJ	Lighting of Streets	46,134,636	18,049,167	9,386,311	-	64,570,114	-	64,570,114
AK	Public Utility Regulation	12,168,915	(4,208,772)	-	-	7,960,143	-	7,960,143
AL	Local Emergency Planning and Response	1,822,535	1,411,232	-	-	3,233,767	12,632,919	15,866,682
	TOTAL COMMUNITY SAFETY	$1,912,361,792	$ 795,816,584	$ 12,386,311	$ -	$2,690,563,687	$109,985,153	$2,799,548,847
B	HOME & COMMUNITY ENVIRONMENT							
BA	Building Regulation	144,456,021	28,192,336	-	-	172,648,357	-	172,648,357
BB	City Planning and Zoning	30,273,437	12,806,808	-	-	43,080,245	-	43,080,245
BC	Blight Identification and Elimination	132,623,496	35,369,872	-	-	167,993,368	-	167,993,368
BD	Public Improvements	14,843,211	7,883,239	6,130,000	-	28,856,450	-	28,856,450
BE	Stormwater Management	17,621,568	13,151,891	3,600,000	-	34,373,459	2,220,000	36,593,459
BF	Wastewater Collection, Treatment and Disposal	518,970,686	89,866,779	273,800,000	-	882,637,464	339,743	882,977,207
BH	Solid Waste Collection and Disposal	254,680,382	80,869,205	-	-	335,549,587	-	335,549,587
BI	Aesthetic and Clean Streets and Parkways	36,735,530	25,399,467	-	-	62,134,997	-	62,134,997
BL	Environmental Quality	13,870,503	1,821,420	-	-	15,701,023	2,634,521	18,335,544
BM	Neighborhood Improvement	21,997,690	1,980,593	-	-	23,978,183	-	23,978,183
	TOTAL HOME & COMMUNITY ENVIRONMENT	$1,185,249,583	$ 291,141,303	$ 283,530,000	$ -	$1,759,909,936	$ 5,194,264	$1,773,104,191

FUNCTIONAL DISTRIBUTION OF 2006-07 APPROPRIATIONS AND ALLOCATED FUNDS

Code	Function and Subfunction	Operating Budget	Related Costs Applied	Capital Improvements	Bond Redemption and Interest	Total General Budget	Grant and Other Funds	Total Funds Allocated
C	TRANSPORTATION							
CA	Street and Highway Transportation	446,115,008	82,047,271	22,884,705	-	550,097,094	10,934,792	561,272,486
CB	Parking Facilities	58,695,272	-	13,026,722	-	71,721,994	-	71,721,994
CC	Traffic Control	156,638,861	81,805,160	668,278	-	239,907,399	-	239,907,399
CD	Mass Transit	-	-	-	-	-	5,872,930	5,872,930
CE	Air Transport	-	44,705,564	-	-	44,705,564	118,868,990	163,574,554
TOTAL TRANSPORTATION		$ 661,447,561	$ 208,553,935	$ 35,903,105	$ -	$ 906,902,741	$135,545,712	$1,041,448,453
D	CULTURAL, EDUCATIONAL AND RECREATIONAL SERVICES							
DA	Arts and Cultural Opportunities	25,172,880	5,589,889	1,402,000	-	32,244,769	-	32,244,769
DB	Educational Opportunities	68,606,781	40,472,586	9,409,720	-	121,489,107	8,868,105	130,358,212
DC	Recreational Opportunities	180,296,083	89,627,964	3,550,101	-	273,474,138	36,191,741	309,665,879
TOTAL CULTURAL, EDUCATIONAL AND RECREATIONAL SERVICES		$ 274,076,744	$ 135,690,440	$ 14,441,821	$ -	$ 427,208,014	$ 45,059,846	$ 472,268,860
E	HUMAN RESOURCES, ECONOMIC ASSIST AND DEVELOPMENT							
EA	Economic Opportunities and Development	80,891,216	20,231,016	-	-	100,922,232	114,464,201	215,386,433
EB	Employment Opportunities	14,546,320	4,284,235	-	-	18,829,555	52,165,250	70,994,805
EF	Social Empowerment Policy	4,766,592	2,555,221	-	-	7,321,813	-	7,321,813
EG	Human Services	19,048,034	6,404,364	-	-	25,453,398	68,727,850	94,181,198
TOTAL HUMAN RESOURCES, ECONOMIC ASSIST AND DEVELOPMENT		$ 119,022,162	$ 33,534,836	$ -	$ -	$ 152,556,998	$235,107,251	$ 387,884,249

FUNCTIONAL DISTRIBUTION OF 2006-07 APPROPRIATIONS AND ALLOCATED FUNDS

Code	Function and Subfunction	Operating Budget	Related Costs Applied	Capital Improvements	Bond Redemption and Interest	Total General Budget	Grant and Other Funds	Total Funds Allocated
F	GENERAL ADMINISTRATION AND SUPPORT							
FA	Executive	9,667,327	5,309,362		-	14,976,689	-	14,976,689
FB	Legislative	131,399,780	(29,731,575)		-	101,668,215	-	101,668,215
FC	Administrative	12,538,888	5,875,266		-	18,414,153	11,701,449	31,115,602
FD	Legal Services	94,589,637	(21,049,511)		-	73,539,326	-	73,539,326
FE	Personnel Services	462,483,639	(455,219,602)		-	7,264,031	-	7,264,031
FF	Financial Operations	72,183,178	40,798,689		-	112,981,867	-	112,981,867
FG	Public Works Administration	37,135,136	19,776,417		-	56,877,553	-	56,877,553
FH	Public Buildings and Facilities	175,864,312	(150,306,291)	7,245,060	-	32,803,081	-	32,803,081
FI	Other General Administration and Support	243,169,980	(153,775,487)		-	89,394,493	-	89,394,493
FJ	Pensions and Retirement	50,816,928	(50,816,928)		-	-	-	-
FK	Unappropriated Balance	46,597,484	-		-	46,597,484	-	46,597,484
FL	Debt Service	655,040,543	(655,040,543)		168,362,865	168,362,865	-	168,362,865
FN	Governmental Ethics	7,906,996	1,436,097		-	9,343,093	-	9,343,093
TOTAL	GENERAL ADMINISTRATION AND SUPPORT	$1,999,206,402	$(1,644,705,157)	$ 7,245,060	$168,362,865	$ 730,013,311	$ 11,701,449	$ 741,714,760
	TOTAL	$8,451,267,366	$ -	$ 250,494,277	$168,362,865	$8,870,214,507	$342,598,681	$7,215,809,189

In some instances columns or rows may not total the exact amounts shown due to rounding

"Grant and Other Funds" - See "Federal and State Funding Estimates" schedule in Section 5 for details of grant funds ($503,499,763). In some instance, grant funds are spent directly from special grant accounts. If budget appropriations are reimbursed, some duplication will exist between the columns entitled "Operating Budget" and "Grant and Other Funds." "Other Funds" consist of Special Recreation and Parks Capital Projects and departmental receipts under control of the Recreation and Parks and Library departments.

The 2006-07 Budget Dollar

Where the Money Comes From



22.0¢	Property Taxes (includes Bond Redemption and Interest)
6.7¢	Allocations from Other Governmental Agencies (Subvention and Grants)
9.2¢	Utility Users' Tax
8.3¢	Business and Transient Occupancy Taxes
6.5¢	Licenses, Permits, and Fees (except proprietary transfers)
13.8¢	Other Fees, Fines and Taxes
	Motor Vehicle Licenses 0.4¢
	Parking Fines 2.1¢
	Documentary Tax 2.9¢
	Other 8.4¢
5.1¢	Sales Tax
5.5¢	Proprietary Departments
	Water & Power Transfers 3.3¢
	Airport & Harbor Retirement Transfers 0.8¢
	Airport & Harbor Transfers 1.4¢
10.1¢	Sewer Revenue
12.8¢	Miscellaneous
	Special Fund Available Balances 7.0¢
	Reserve Fund Transfer 3.5¢
	Other 2.2¢

The Budget Dollar 2006-07 Adopted Budget

How the Money Is Used

40.3¢ Community Safety

Crime Control	26.4¢
Fire Control	9.0¢
Public Assistance	2.1¢
Other	2.8¢

26.5¢ Home & Community Environment

Sewage Collection, Treatment and Disposal	13.2¢
Solid Waste Collection and Disposal	5.0¢
Planning and Building Enforcement	3.2¢
Blight Identification and Elimination	2.5¢
Aesthetic and Clean Streets and Parkways	0.9¢
Other	1.7¢

13.6¢ Transportation

Street and Highway Transportation	8.2¢
Traffic Control	1.1¢
Other	4.3¢

6.4¢ Cultural, Educational and Recreational Services

Recreational Opportunities	4.1¢
Educational Opportunities	1.8¢
Arts and Cultural Opportunities	0.5¢

2.3¢ Human Resources, Economic Assistance and Development

10.9¢ General Administration and Support

Financial Operations and Special Revenue	1.7¢
Administrative, Legal and Personnel Services	1.5¢
Legislative	1.5¢
Public Buildings and Facilities	0.4¢
Executive	0.2¢
Other	5.6¢

SECTION 7

Community Redevelopment Agency

2006-07

CITY OF LOS ANGELES

COMMUNITY REDEVELOPMENT AGENCY

The Community Redevelopment Agency of Los Angeles is a nonprofit organization, created by the City of Los Angeles to remove blight in accordance with Section 33030 of the California Health and Safety Code. Blight is defined as conditions constituting either physical, social or economic liabilities that require development in the interest of the health, safety and general welfare of the people of the community. Redevelopment is defined as the planning, development, re-planning, redesign, clearance, reconstruction or the rehabilitation, or any combination of these, of all or part of a blighted area, and the provision of such a residential, commercial, industrial, public or other structures or spaces as are appropriate or necessary in the interest of the general welfare, including recreational and other facilities.

The California Health and Safety Code authorizes municipal agencies to form redevelopment areas and agencies. The local legislative body is required to approve the annual budgets and their amendments of such redevelopment agencies, when the local legislative body is not the redevelopment agency. Mayor and Council instructed the City Administrative Officer to incorporate by attachment the Budget of the Community Redevelopment Agency of Los Angeles within the Mayor's Annual Proposed Budget, beginning in fiscal year 1987-88. On July 13, 1990, Council adopted Ordinance No. 166071 detailing procedures for adoption of the CRA budget.

Amounts shown under "Estimated Expenditures 2005-06" consist of 2005-06 resources to be spent during 2005-06 through 2006-07. Administrative Budget appropriations are included within the Project Program Budget.

The Community Redevelopment Agency's 2006-06 Budget, as detailed below, was adopted by the Board of Commissioners in June 2005. The Agency has provided an estimate of 2006-07 Administration Costs and budget costs.

Expenditures 2004-05	Current Budget 2005-06	Estimated Expenditures 2005-06		Budget Estimate 2006-07
			EXPENDITURES AND APPROPRIATIONS*	
			ADMINISTRATIVE BUDGET	
$ 16,399,976	$ 19,537,896	$ 16,887,000	General	$ 19,342,600
8,561,335	6,209,314	8,973,000	Benefits	6,719,300
$ 25,961,294	$ 25,747,210	$ 25,760,000	Total Salaries	$ 26,061,900
			EXPENSE	
$ 61,195	$ 213,800	$ 85,000	Travel and Meetings	$ 200,000
314,240	491,000	265,000	General Supplies	307,000
169,199	267,000	276,000	Public Information and Printing	272,000
187,474	467,000	98,000	Other Employee	339,000
1,610,296	1,386,000	1,397,000	Contractual Services	1,069,000
557,085	845,000	550,000	Legal	467,000
2,041,386	2,769,000	1,397,000	Facilities and Other Expenses	1,406,000
$ 5,000,383	$ 6,700,000	$ 4,068,000	Total Expense	$ 4,060,000
			EQUIPMENT	
$ 1,113,646	$ 1,093,000	$ 492,000	Equipment	$ 1,479,000
$ 1,113,646	$ 1,093,000	$ 492,000	Total Equipment	$ 1,479,000
$ 32,077,123	$ 31,538,000	$ 29,310,000	Total Administrative	$ 33,600,000

EXPENDITURES AND APPROPRIATIONS (Continued)

Expenditures 2004-05	Current Budget 2005-06	Estimated Expenditures 2005-06	PROJECT PROGRAM BUDGET	Budget Estimate 2006-07
$ [illegible]	$ -	$ 413,000	Adams-Normandie	$ -
[illegible]	4,745,824	[illegible]	Artesia-Eastside	[illegible]
[illegible]	[illegible]	[illegible]	Beacon Street	[illegible]
[illegible]	[illegible]	[illegible]	Broadway-Manchester	[illegible]
[illegible]	[illegible]	[illegible]	Bunker Hill	[illegible]
[illegible]	[illegible]	[illegible]	Central Business District	[illegible]
[illegible]	[illegible]	[illegible]	Central Industrial	[illegible]
[illegible]	[illegible]	[illegible]	Chinatown	[illegible]
[illegible]	[illegible]	[illegible]	City Center	[illegible]
--	[illegible]	--	Citywide CDBG Data	--
[illegible]	[illegible]	[illegible]	Citywide Disaster Assistance	[illegible]
[illegible]	[illegible]	[illegible]	Citywide Feasibility Studies	[illegible]
[illegible]	[illegible]	[illegible]	Citywide Housing	[illegible]
[illegible]	[illegible]	-	Citywide Land	--
[illegible]	[illegible]	[illegible]	Citywide Neighborhood	[illegible]
[illegible]	[illegible]	[illegible]	Central District 9	[illegible]
[illegible]	[illegible]	[illegible]	Crenshaw	[illegible]
[illegible]	[illegible]	[illegible]	Crenshaw/Slauson	[illegible]
[illegible]	[illegible]	[illegible]	East Hollywood/Beverly Normandie	[illegible]
[illegible]	[illegible]	[illegible]	Exposition/University Park	[illegible]
[illegible]	[illegible]	[illegible]	Hollywood	[illegible]
[illegible]	[illegible]	[illegible]	Central Canyon Commercial Corridor	[illegible]
[illegible]	[illegible]	[illegible]	Little Tokyo	[illegible]
[illegible]	[illegible]	[illegible]	Los Angeles Harbor - Wilmington	[illegible]
[illegible]	[illegible]	[illegible]	Mid Cities Corridors	[illegible]
[illegible]	[illegible]	[illegible]	Montana Hills	[illegible]
[illegible]	[illegible]	[illegible]	Normandie 5	[illegible]
[illegible]	[illegible]	[illegible]	North Hollywood	[illegible]
[illegible]	[illegible]	[illegible]	Pacific Corridor	[illegible]
[illegible]	[illegible]	[illegible]	Pacoima/Panorama City	[illegible]
[illegible]	[illegible]	[illegible]	Pico Union I	[illegible]
[illegible]	[illegible]	[illegible]	Pico Union II	[illegible]
[illegible]	[illegible]	[illegible]	Reseda/Canoga Park	[illegible]
[illegible]	[illegible]	[illegible]	Vermont Manchester	[illegible]
[illegible]	[illegible]	[illegible]	Watts	[illegible]
[illegible]	[illegible]	[illegible]	Western Corridors	[illegible]
[illegible]	[illegible]	[illegible]	Western Slauson	[illegible]
[illegible]	[illegible]	[illegible]	Westlake	[illegible]
[illegible]	[illegible]	[illegible]	Wilshire Koreatown	[illegible]
$ [illegible]	$ [illegible]	$ [illegible]	Total Project Program Expenditures	$ [illegible]

COMMUNITY REDEVELOPMENT AGENCY

Expenditures 2004-05	Current Budget 2005-06	Estimated Expenditures 2005-06	EXPENDITURES BY CATEGORY	Budget Estimate 2006-07
$ [illegible]	$ [illegible]	$ [illegible]	Housing	$ [illegible]
[illegible]	[illegible]	[illegible]	Mixed Use	[illegible]
[illegible]	[illegible]	[illegible]	Community Development	[illegible]
[illegible]	[illegible]	[illegible]	Economic Development	[illegible]
[illegible]	[illegible]	[illegible]	Public Improvement	[illegible]
[illegible]	[illegible]	[illegible]	Public Art	[illegible]
[illegible]	[illegible]	[illegible]	Strategic Planning	[illegible]
[illegible]	[illegible]	[illegible]	Community Participation	[illegible]
[illegible]	[illegible]	[illegible]	Debt Service and Other	[illegible]
$ [illegible]	$ [illegible]	$ [illegible]	Total Project Expenditures by Category	$ [illegible]

Expenditures 2004-05	Current Budget 2005-06	Estimated Expenditures 2005-06	SOURCE OF FUNDS*	Budget Estimate 2006-07
$ [illegible]	$ [illegible]	$ [illegible]	Tax Increment (Incl. Debt Service)	$ [illegible]
[illegible]	[illegible]	[illegible]	Bond Proceeds	[illegible]
[illegible]	[illegible]	[illegible]	Housing Trust	[illegible]
[illegible]	[illegible]	[illegible]	Other Funds	[illegible]
[illegible]	[illegible]	[illegible]	Federal Funds	[illegible]
$ [illegible]	$ [illegible]	$ [illegible]	Total Source of Funds	$ [illegible]

* The 2006-07 CRA Budget figure is an estimate, and subject to change

SECTION 8

Glossary and Index

2006-07

CITY OF LOS ANGELES

GLOSSARY

Appropriation: A legal authorization to incur obligations and to make expenditures for specific purposes.

Assessed Valuation: The valuation set upon real estate and certain personal property in the City by the County Assessor as a basis for levying property taxes.

Authorized Positions: Regular positions authorized in the budget to be employed during the fiscal year.

Balance Available: Available cash balances at July 1 in special purpose funds that are projected to be unobligated from prior years which are available for appropriation in the budget. The calculations are shown for each fund in Section 3 of the budget.

Blue Book: Supplement to the budget that provides financial data and the detail and summary of departmental program changes from the prior budget with indicators of workload data.

Board of Commissioners: Commissioners are appointed by the Mayor, subject to confirmation by the City Council, to manage operations for certain City departments. Each Board consists of five or more members.

Bond: A long-term IOU or promise to pay. It is a promise to repay a specific amount of money (the face amount of the bond) on a particular date (the maturity date). Bond proceeds are primarily used to finance capital projects.

Brown Book: Supplement to the budget that is comprised of two sections including the "Detail of Positions and Salaries" and "Recommended Changes in Personnel."

Budget: A plan of financial activity for a specified fiscal year indicating all planned revenues and appropriations for the year.

Budget Summary Book: Supplement to the budget which concisely highlights items in the budget such as the budget goals, financial overview, and the departmental overview of its mission, goals and budget considerations.

Bureau: A major division of the Department of Public Works which is responsible for certain tasks of the department such as construction and maintenance of public buildings, streets, bridges, sewers, storm drains and related improvements. Each bureau is treated as a separate entity in the budget.

Capital Finance Administration: A fund established to consolidate lease payments and related costs for all Municipal Improvement Corporation of Los Angeles (MICLA) projects.

Capital Improvement Expenditure Program: Expenditures for the acquisition, construction, expansion or rehabilitation of the City's physical plant (such as streets, sewers, and storm drains), and facilities (such as fire and police stations, libraries, and shops).

Certificate of Participation: A certificate of participation (which looks very much like a bond) represents an undivided interest in the payments made by a public agency pursuant to a lease financing (or an installment purchase agreement).

Comprehensive Annual Financial Report: The report is the annual publication of the City's financial condition at conclusion of the fiscal year. The report is prepared to conform to Generally Accepted Accounting Principles (GAAP) for governmental units and presentation of the financial data is conformity with the Adopted Budget.

GLOSSARY

Debt Policy: The City adopted a formal debt policy in August 1998 and revised it in April 2005. The debt policy establishes guidelines for the structure and management of the City's debt obligations. These guidelines include target and ceiling levels for certain debt ratios to be used for planning purposes as shown in the City Debt Policy Statement Schedule in Section 3 of the budget.

Debt Service: The cost of paying principal and interest on borrowed money according to a predetermined payment schedule.

Department: A major administrative division of the City that indicates overall management responsibility for an operation or a group of related operations within a functional area. The responsibilities are indicated under the heading of its budget. A department often has more than one budgetary program and may have more than one source of funds.

Department of Airports: The Department, under its Board of Commissioners, is responsible for management, supervision and control of all airports and airport facilities under the jurisdiction of the City of Los Angeles. It plans, constructs and maintains its own buildings, and controls its own funds in accordance with the City Charter. The budget is independent of the City's General Budget and it is included in Section 4 for information purposes only. The budget and supporting data are available from the Department.

Department of Water and Power: The Department, under its Board of Commissioners, is responsible for supplying the City and its inhabitants with water and electric energy. This is accomplished by constructing, operating and maintaining works for importing water and electric energy throughout the City and in Mono and Inyo Counties, and by importing electric energy from other western states. The Department fixes rates for water and electric service subject to approval of the City Council by ordinance. It controls its own funds and maintains an independent retirement, disability and death benefit insurance plan. The budget is independent of the City's General Budget and it is included in Section 4 for information purposes only. The budget and supporting data are available from the Department.

Detail of Positions and Salaries and Recommended Changes in Personnel: This book, also referred to as the "Brown Book" includes two sections. The section titled "Detail of Positions and Salaries" provides a list of employment authorities and salaries by class code for each department, office or bureau. The section titled "Recommended Changes in Personnel" provides detail information regarding position classification changes to departments, offices, and bureaus

Encumbrance: An unpaid obligation incurred for current or future services such as for personal service, materials, equipment and capital improvements.

Expenditure: A payment made for cost of services rendered, materials, equipment, and capital improvements.

Fee: A charge to the party who only benefits directly from the City's service, such as individual building permit fees.

Fire and Police Pensions: The Department administers the provisions of the City Charter relative to service, disability and dependents' pensions for members of the Fire and Police Departments. The budget is independent of the City's General Budget and it is included in Section 4 for information purposes only. The budget and supporting data are available from the Department.

Fiscal Year: The time period for the City budget which begins on July 1 of a calendar year and ends on June 30 of the following year.

Function: A group of related budgetary programs across organizational (departmental) boundaries and aimed at accomplishing a broad goal or major service. The details are shown in Section 6 of the budget.

GLOSSARY

Fund: A fiscal entity with revenues and expenditures that are segregated for the purpose of carrying out a specific purpose or activity.

General Fund: The fund for deposit of general receipts which are not restricted, such as property, sales, and business taxes and various fees; also functions as a set of subfunds (primarily by departments) to track appropriations and expenditures.

General Obligation (G.O.) Bond: This type of bond is backed by the full faith, credit and taxing power of the City.

Grant: A contribution by a government or other organization to support a particular function.

Harbor Department: The Department, under its Board of Commissioners, is responsible for the management, supervision and control of the Harbor District, operates the Port of Los Angeles, operates a pilotage service, and engages in the leasing of land and production of oil in the District. It constructs and maintains its own facilities, and controls its own funds in accordance with the City Charter. The budget is independent of the City's General Budget and it is included in Section 4 for information purposes only. The budget and supporting data are available from the Department.

Los Angeles City Employees' Retirement System: The Department administers the provisions of the City Charter relative to the retirement, disability and death benefits provided for all City employees, except the uniformed forces of the Fire and Police Departments and the Department of Water and Power. The budget is independent of the City's General Budget and it is included in Section 4 for information purposes only. The budget and supporting data are available from the Department.

Modified Cash Budget: The basis of the general budget recognizing revenues upon receipt and appropriating planned expenditures and obligations for the fiscal year; i.e., revenue is recognized when cash is received, regardless of when it is earned whereas the appropriation is made for the planned operations during the concerned fiscal year.

Municipal Improvement Corporation of Los Angeles (MICLA): A finance corporation established for the purpose of lease or [lease purchase] arrangements to finance real property, equipment acquisition, or capital improvements through lease revenue bonds or certificates of participation.

Program: A group of related budgetary activities performed by a department to accomplish a function for which the City is responsible.

Property Tax (Ad Valorem): There are two distinct types of property tax levies authorized by State legislation, as follows: One Percent and General Obligation Bond Debt Service. The County administers the levies as assessor and tax collector.

One Percent: In essence, properties are valued and assessed at one percent of the market value except for certain adjustments. The City is entitled to its pro rata share of the County collection under a formula which was developed in 1978 after the major change to the tax structure under Proposition XIII.

General Obligation Bond Debt Service: The City is permitted to levy for debt service requirement of general obligation bonds that qualify under Proposition XIII and related amendments.

Proposition XIII: The State Proposition XIII limits the amount of ad valorem taxes on real property to one percent of full cash value (County Assessor's valuation of real property as shown on the 1975-76 tax bill under full cash value, or thereafter) as determined by the County Assessor, except the additional ad valorem on bonded indebtedness for acquisition or improvement of real property which has been approved on or after July 1, 1978 by two-thirds of the voters on such indebtedness.

GLOSSARY

Regular Position Authority: A position funded in the budget and approved for filling by ordinance. The need for this position is permanent.

Related Cost: A cost necessary for the functioning of a City department as a whole that is budgeted outside that department. Such costs include pensions, various health insurance, utilities, pool vehicles and custodial services.

Reserve Fund: The fund in which general unrestricted cash is set aside outside the budget for unforeseen expenditures and emergencies. The funds can be transferred into the budget for such purposes. Unallocated general revenue and unencumbered general fund appropriations to departments at the close of the fiscal year are transferred into this fund.

Reserve Fund Policy: The City adopted a Reserve Fund policy in 1998 which requires the City to maintain a Reserve Fund (unreserved and undesignated) equivalent to two percent of general fund revenues. In April 2005, the Policy was revised to increase the Reserve Fund balance to five percent of general fund revenues over a period of several years. The Reserve Fund is comprised of two accounts - a Contingency Reserve Account and an Emergency Reserve Account. The Contingency Reserve Account is available to cover unexpected expenditures and/or general fund revenue shortfalls upon authorization by the City Council. The Emergency Reserve Account, which is set at two percent of the general fund revenues, may not be utilized for funding unless the Mayor and City Council determine that there is an urgent economic necessity, and conclude that no other viable sources of funds are available.

Resolution Position Authority: A position funded in the budget and approved for filling by a Council resolution. The need for the position is expected to be temporary.

Revenue: Cash or credits the City receives during the fiscal year as income to finance general or restricted operations. They include items such as taxes, fees from specific services, interest earnings, and grants from the State or Federal governments.

Revenue Bond: This type of bond is backed only by the revenues from a specific enterprise or project, such as a convention center or sewer fees.

Revenue Outlook Book: Supplement to the budget which lists sources of general fund revenue by graphs and pertinent financial data as well as detail of departmental receipts by class and source for each operating department.

Source of Funds: The section in the budget of each department or fund indicating how it is being financed whether from the general fund or special purpose funds.

Special Purpose Funds: Funds that account for proceeds of specific revenue sources that are legally restricted to expenditure for specified purposes. The budget schedules for these funds are included in Section 3 which lists the expenditure restrictions, revenue available, appropriations and expenditures for three fiscal years.

Staples Sports Arena: The Staples Sports Arena is a state of the art sports and entertainment complex located adjacent to the Los Angeles Convention Center. The City entered into various agreements with the Arena Developer to advance approximately $70 million toward the project. Pursuant to the Gap Funding Agreement between the City and the Developer, the latter is obligated to fully offset the City[]s costs for debt service on bonds issued for the Arena, reimbursement for property conveyed to the Developer, and compensation for loss of interest earnings on cash advanced toward the project.

Substitute Position Authority: A position not funded in the budget and approved for filling by a Council action. Positions are temporary, usually a year or less, and must be funded through departmental savings.

GLOSSARY

Surety: An insurance policy obtained by the City to ensure that City bondholders are repaid. The surety replaces existing reserve funds on several outstanding MICLA issuances.

Table of Common Acronyms: Various budget books and documents include common acronyms to provide the reader with account information. Acronyms are provided for each salary account line item; however, general acronyms are provided for expense, equipment, and special account line items.

Acronym	Account Name
CB	Interdepartmental Charges
EQ	Equipment
EX	Expense
SAN	Salaries, As Needed
SCP	Salaries, Construction Projects
SG	Salaries, General
SGR	Salaries, Grant Reimbursed
SHH	Salaries, Hiring Hall
SHHCP	Salaries, Hiring Hall Construction Projects
SHHFB	Hiring Hall Fringe Benefits
SHHFBCP	Hiring Hall Fringe Benefits --Construction Projects
SHHOT	Salaries, Hiring Hall Overtime
SHHOTCP	Salaries, Hiring Hall Overtime Construction. Projects
SOFF	Overtime-Firefighters
SOFFCS	Overtime-Firefighter Constant Staffing
SOPO	Overtime-Police Officer
SOPOA	Salaries, Police Accumulated Overtime
SOT	Salaries, Overtime
SOTCP	Salaries, Overtime–Construction Projects
SOVS	Overtime Variable Staffing
SP	Special
SPOSK	Unused Sick Time
SPROP	Salaries Proprietary
SW	Sworn Salaries
SWB	Sworn Bonuses
SWOT	Overtime - Sworn

Taxes: Compulsory charges levied by a government to finance services performed for the common benefit of people. This term does not include specific charges made against particular persons or property for current or permanent benefit, such as special assessments.

Unappropriated Balance: A budgetary reserve in the budget to meet contingencies and emergencies as they may arise during the fiscal year.

INDEX

	Page
Affordable Housing Trust Fund (Schedule 30)	250
Aging Department	29-30
Airports, Department of	279-282
Allocations from Other Governmental Agencies and Other Sources (Schedule 29)	236-237
Animal Services Department	31-34
Appropriations, Functional Distribution, Summary of	346
Appropriations, Summary of (Exhibit A)	13-14
Appropriations to City Employees' Retirement Fund	158
Appropriations to Departments Requiring City Assistance Footnotes	158
Appropriations to Fire and Police Pensions Fund	156
Appropriations to Library Fund	153
Appropriations to Recreation and Parks Fund	154
Arts and Cultural Facilities and Services Trust Fund (Schedule 24)	230
Arts Development Fee Trust Fund (Schedule 25)	231
Authorized City Staffing (Exhibit F)	20
Board of Public Works	121-123
Bond Redemption and Interest	160
Bond Redemption and Interest Funds (Schedule 36)	244
Bonded Indebtedness and Other Obligations, Statement of	278
Budget Basis	7
Budget Calendar	12
Budget Dollar – Where the Money Comes From	350
Budget Dollar – How the Money is Used	351
Budget Presentation	7-8
Budget Process	6
Budget Statement	8
Budget Summary – Receipts (Exhibit B)	15-16
Budgetary Departments, Total	150
Budgetary Department Footnotes	151
Building and Safety Department	35-38
Building and Safety Systems Development Fund (Schedule 40)	248
Building and Safety Building Permit Enterprise Fund (Schedule 40A)	249
Bureau of Contract Administration	124-126
Bureau of Engineering	127-130
Bureau of Sanitation	131-133
Bureau of Street Lighting	134-136
Bureau of Street Services	137-140
Business Tax Reform Fund (Schedule 45)	256
Capital Finance Administration Fund	161-163
Capital Improvement Expenditure Program (CIEP)	164-171
Capital Improvement Expenditure Program – Municipal Facilities	164
Capital Improvement Expenditure Program – Physical Plant	165-166
Capital Improvement Expenditure Program Source of Funds	170
Capital Improvement Expenditure Program – Special Recreation and Parks Capital Projects	263-264
Capital Improvement Expenditure Program Supporting Data	171
Capital Improvement Expenditure Program – Wastewater System	167-169
Children, Youth and Their Families, Commission for	48-49
City Administrative Officer	39-41
City Attorney	42-44
City Clerk	45-47
City Debt Policy Statement	277
City Employees' Retirement Fund (Schedule 12)	217

INDEX

	Page
City Employees' Retirement Fund, Appropriations to	155
City Employees' Retirement System	283-284
City Employees Ridesharing Fund (Schedule 28)	235
City Ethics Commission Fund (Schedule 30)	238
City Government, Total 2006-07 General City Budget, Independent Departments, Grant and Other Non-Budgeted Funds (Exhibit C)	17
Citywide Recycling Fund (Schedule 51)	260
Code Enforcement Trust Fund (Schedule 42)	251
Commission for Children, Youth and Their Families	48-49
Commission on the Status of Women	50-51
Community Development Department	52-54
Community Development Trust Fund (Schedule 8)	213
Community Redevelopment Agency	353-355
Community Services Block Grant Trust Fund (Schedule 13)	218
Condition of the Treasury	276
Consolidated Functional Distribution	345
Contract Administration, Bureau of	124-126
Controller	55-56
Controller's Estimate of Revenue	307-336
Convention Center	57-59
Convention Center Revenue Fund (Schedule 16)	222
Council	60-61
Cultural Affairs Department	62-74
Cultural Affairs Department Special Appropriations	65-74
Debt Policy Statement	277
Department of Neighborhood Empowerment Fund (Schedule 18)	224
Departmental Share of Unrestricted Revenues (Exhibit E)	19
Departmental, Total	157
Detailed Statement of Receipts	270-272
Direct Costs of Operation Including Costs in Other Budget Appropriations (Exhibit G)	21
Disability, Department on	75-76
Disaster Assistance Trust Fund (Schedule 37)	246
Economic and Demographic Information	1-5
Efficiency Projects and Police Hiring Fund (Schedule 53)	262
El Pueblo de Los Angeles Historical Monument Authority Department	77-78
El Pueblo de Los Angeles Historical Monument Revenue Fund (Schedule 43)	252
Emergency Preparedness Department	79-80
Employee Relations Board	81-82
Engineering, Bureau of	127-130
Environmental Affairs Department	83-84
Ethics Commission	85-86
Ethics Commission Fund (Schedule 30)	238
Exhibits	13-24
Exhibit A: Summary of Appropriations	13-14
Exhibit B: Budget Summary – Receipts	15-16
Exhibit C: Total 2006-07 City Government (General City Budget, Independent Departments, Grants and Other Non-Budgeted Funds)	17
Exhibit D: Unrestricted Revenues Comparison	18
Exhibit E: Departmental Share of Unrestricted Revenues	19
Exhibit F: Authorized City Staffing	20
Exhibit G: Direct Costs of Operation Including Costs in Other Budget Appropriations	21

INDEX

	Page
Exhibit H, Required Ordinance Changes and Other Budgetary Actions	22-24
Expenditures and Appropriations Statement	27
Expenditures and Appropriations by Funding Source	269
Expenditures and Appropriations, Summary of	26
Federal and State Grant Funding Estimates	338-344
Finance, Office of	87-89
Fire and Police Pensions	291-292
Fire and Police Pensions Fund, Appropriations to	156
Fire Department	89-92
Footnotes, Appropriations to Departments Requiring City Assistance	158
Footnotes, Budgetary Departments	151
Footnotes, Nondepartmental	203-204
Forfeited Assets Trust Fund of the Police Department (Schedule 3)	207-208
Functional Distribution, Consolidated	345
Functional Distribution of Appropriations and Allocated Funds	347-349
Functional Distribution of Appropriations, Summary of	346
Fund Structure	9-11
General City Purposes	172-175
General Fund	269
General Services Department	93-96
Glossary	357-361
Government Spending Limitation	337
Grant Funding Estimates	338-344
Harbor Department	285-288
HOME Investment Partnerships Program Fund (Schedule 9)	214
Household Hazardous Waste Special Fund (Schedule 39)	247
Housing Department	97-99
Housing Opportunities for Persons with AIDS Fund (Schedule 41)	250
Human Relations Commission	100-101
Human Resources Benefits	176
Information Technology Agency	102-105
Judgment Obligation Bonds Debt Service Fund	177
Landfill Maintenance Special Fund (Schedule 38)	246
Liability Claims	178-179
Library Department	289-290
Library Fund, Appropriations to	153
Local Law Enforcement Block Grant Fund (Schedule 46)	254
Local Public Safety Fund (Schedule 17)	223
Local Transportation Fund (Schedule 34)	242
Los Angeles Convention and Visitors Bureau Trust Fund (Schedule 1)	205
Los Angeles River Revitalization Projects	255-256
Major Projects Review Trust Fund (Schedule 35)	243
Mayor	106-108
Mobile Source Air Pollution Reduction Trust Fund (Schedule 10)	215
Municipal Facilities – CIEP	164
Municipal Housing Finance Fund (Schedule 46)	257

INDEX

	Page
Neighborhood Empowerment Department	109-110
Neighborhood Empowerment Fund (Schedule 18)	224
Nondepartmental, Footnotes	203-204
Nondepartmental, Total	202
Office of Finance	67-68
Older Americans Act Fund (Schedule 21)	227
Other Special Purpose Funds, Appropriations to	192-201
Park and Recreational Sites and Facilities Fund (Schedule 15)	221
Pensions, Fire and Police	291-292
Personnel Department	111-113
Physical Plant – CIEP	165-169
Planning Department	114-116
Police Department	117-120
Procurement Reengineering Trust Fund (Schedule 32)	240
Proposition A Local Transit Assistance Fund, Appropriations to	180-182
Proposition A Local Transit Assistance Fund (Schedule 26)	232-233
Proposition C Anti-Gridlock Transit Improvement Fund, Appropriations to	183
Proposition C Anti-Gridlock Transit Improvement Fund (Schedule 27)	234
Public Works Department	121-140
Public Works, Board of	121-123
Public Works, Bureau of Contract Administration	124-126
Public Works, Bureau of Engineering	127-130
Public Works, Bureau of Sanitation	131-133
Public Works, Bureau of Street Lighting	134-136
Public Works, Bureau of Street Services	137-140
Receipts, Detailed Statement of	270-272
Recreation and Parks Department	293-295
Recreation and Parks Fund, Appropriations to	154
Recreation and Parks Special Capital Projects	263-264
Rent Stabilization Trust Fund	229
Required Ordinance Changes and Other Budgetary Actions	22-24
Reserve Fund	274
Retirement System	283-284
Retirement System, Appropriations to	155
Sanitation, Bureau of	131-133
Sewer Construction and Maintenance Fund (Schedule 14)	219-220
Solid Waste Resources Revenue Fund (Schedule 2)	206
Special Fire Safety and Paramedic Communications Equipment Tax Fund (Schedule 6)	211
Special Gas Tax Street Improvement Fund (Schedule 5)	210
Special Parking Revenue Fund, Appropriations to	184
Special Parking Revenue Fund (Schedule 11)	216
Special Police Communications/911 System Tax Fund (Schedule 33)	241
Special Purpose Fund Schedules	205-262
Schedule 1: Los Angeles Convention and Visitors Bureau Trust Fund	205
Schedule 2: Solid Waste Resources Revenue Fund	206
Schedule 3: Forfeited Assets Trust Fund of the Police Department	207-208
Schedule 4: Traffic Safety Fund	209

INDEX

		Page
Schedule 5:	Special Gas Tax Street Improvement Fund	210
Schedule 6:	Special Fire Safety and Paramedic Communications Equipment Tax Fund	211
Schedule 7:	Stormwater Pollution Abatement Fund	212
Schedule 8:	Community Development Trust Fund	213
Schedule 9:	HOME Investment Partnerships Program Fund	214
Schedule 10:	Mobile Source Air Pollution Reduction Trust Fund	215
Schedule 11:	Special Parking Revenue Fund	216
Schedule 12:	City Employees' Retirement Fund	217
Schedule 13:	Community Services Block Grant Trust Fund	218
Schedule 14:	Sewer Construction and Maintenance Fund	219-220
Schedule 15:	Park and Recreational Sites and Facilities Fund	221
Schedule 16:	Convention Center Revenue Fund	222
Schedule 17:	Local Public Safety Fund	223
Schedule 18:	Department of Neighborhood Empowerment Fund	224
Schedule 19:	Street Lighting Maintenance Assessment Fund	225
Schedule 20:	Telecommunications Liquidated Damages and Lost Franchise Fees Fund – Telecommunications Development Account	226
Schedule 21:	Older Americans Act Fund	227
Schedule 22:	Workforce Investment Act	228
Schedule 23:	Rent Stabilization Trust Fund	229
Schedule 24:	Arts and Cultural Facilities and Services Trust Fund	230
Schedule 25:	Arts Development Fee Trust Fund	231
Schedule 26:	Proposition A Local Transit Assistance Fund	232-233
Schedule 27:	Proposition C Anti-Gridlock Transit Improvement Fund	234
Schedule 28:	City Employees Ridesharing Fund	235
Schedule 29:	Allocations from Other Governmental Agencies and Other Sources	236-237
Schedule 30:	City Ethics Commission Fund	238
Schedule 31:	Staples Arena Trust Fund	239
Schedule 32:	Procurement Reengineering Trust Fund	240
Schedule 33:	Special Police Communications/911 System Tax Fund	241
Schedule 34:	Local Transportation Fund	242
Schedule 35:	Major Projects Review Trust Fund	243
Schedule 36:	Bond Redemption and Interest Funds	244
Schedule 37:	Disaster Assistance Trust Fund	245
Schedule 38:	Landfill Maintenance Special Fund	246
Schedule 39:	Household Hazardous Waste Special Fund	247
Schedule 40:	Building and Safety Systems Development Fund	248
Schedule 40A:	Building and Safety Building Permit Enterprise Fund	249
Schedule 41:	Housing Opportunities for Persons with AIDS Fund	250
Schedule 42:	Code Enforcement Trust Fund	251
Schedule 43:	El Pueblo de Los Angeles Historical Monument Revenue Fund	252
Schedule 44:	Zoo Enterprise Trust Fund	253
Schedule 45:	Local Law Enforcement Block Grant Fund	254
Schedule 46:	Supplemental Law Enforcement Services Fund	255
Schedule 47:	Street Damage Restoration Fee Special Fund	256
Schedule 48:	Municipal Housing Finance Fund	257
Schedule 49:	Tax Reform Fund	258
Schedule 50:	Affordable Housing Trust Fund	259
Schedule 51:	Citywide Recycling Fund	260
Schedule 52:	Vehicle License Fee Gap Loan Financing Proceeds Fund	261
Schedule 53:	Efficiency Projects and Police Hiring Fund	262

Special Appropriations, Cultural Affairs Department 65-74
Special Recreation and Parks Capital Projects – CIEP 253-254

INDEX

	Page
Staples Arena Funding Agreement Reconciliation	275
Staples Arena Trust Fund (Schedule 31)	339
Statement and Scope of Programs	37
Statement of Bonded Indebtedness and Other Obligations	278
Status of Women, Commission on the	50-51
Stormwater Pollution Abatement Fund (Schedule 7)	212
Street Damage Restoration Fee Special Fund (Schedule 47)	255
Street Lighting Maintenance Assessment Fund (Schedule 19)	225
Street Lighting, Bureau of	134-136
Street Services, Bureau of	137-140
Summary of Appropriations (Exhibit A)	13-14
Summary of Expenditures and Appropriations	25
Summary of Functional Distribution of Appropriations	346
Summary of Revenues, Expenditures and Changes in Fund Balances	273
Supplemental Law Enforcement Services Fund (Schedule 46)	254
Supporting Data Statement	27
Tax and Revenue Anticipation Notes – 2006	199
Tax Reform Fund (Schedule 49)	257
Telecommunications Liquidated Damages and Lost Franchise Fees Fund – Telecommunications Development Account (Schedule 20)	226
Total 2006-07 City Government (Exhibit C: General City Budget, Independent Departments, Grants and Other Non-Budgeted Funds)	17
Total Budgetary Departments	150
Total Departmental	157
Total Nondepartmental	202
Traffic Safety Fund (Schedule 4)	209
Transportation Department	141-144
Treasurer	145-146
Treasury, Condition of the	275
Unappropriated Balance	186-187
Unrestricted Revenues Comparison (Exhibit D)	18
Unrestricted Revenues, Departmental Share of (Exhibit E)	19
Vehicle License Fee Gap Loan Financing Proceeds Fund (Schedule 52)	261
Wastewater Special Purpose Fund	188-189
Wastewater System – CIEP	167-169
Water and Electricity	190-191
Water and Power, Department of	295-305
Workforce Investment Act (Schedule 22)	228
Zoo Department	147-149
Zoo Enterprise Trust Fund (Schedule 44)	253