

Date: _____

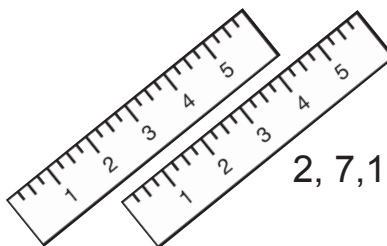
Unit 2



Learn with Smarty!



1 ruler = **a** ruler



2, 7, 10 rulers



1 apple = **an** apple




2, 7, 10 apples

THIS BOOK = THE BOOK IS NEAR ME



THAT KITE = THE KITE IS AWAY



****1. Look at the model, then write.** (Виж примера и после напиши):

Model: *a ball – balls*

_____ – bananas

an umbrella – _____

a bag – _____

_____ – trains

_____ – pencils

an insect – _____

_____ – robots

a flower – _____

_____ – elephants


_____ – octopuses



****2. Count and answer.** (Преброй и отговори):

What are they?

They're five ducks.




What are they?

They're _____.



What's this?

It's _____.



What are they?

_____.

What's this?

_____.



***3. Look and write.** (Виж и напиши):

That is a *big* _____.



This is a _____.

That is _____.






This is _____.

That _____.



This _____.



Date: _____

My school


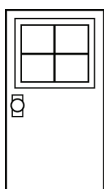
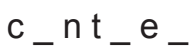




****1. Find and write seven instructions.** (Открий и напиши седем заповедни изречения):

O
 P
 C L O S E T H E W I N D O W
 O P E N T H E D O O R
 S S T A N D U P
 E H
 T E
 H W L
 E S I T D O W N
 D N O
 O D K
 O O
 R W



****2. Fill in.**
(Попълни):





*****3. Order the words in sentences.** (Подреди думите в изречения):

are, what, they ? _____

please, down, sit . _____

my, this, ruler, is . _____

colour, is, pen, your, what ? _____

a, car, that, is. _____

the, close, window, please . _____



****4. Write the number.** (Напиши номера):


book	<input type="text"/>
desk	<input type="text"/>
bag	<input type="text"/>
pen	<input type="text"/>
pencil case	<input type="text"/>
rubber	<input type="text"/>
ruler	<input type="text"/>
chair	<input type="text"/>
board	<input type="text"/>
teacher	<input type="text"/>



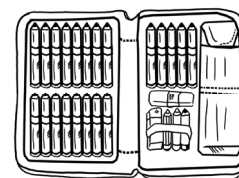
10



7




4



9



5



8



Date: _____

Unit 14



Peter's bike = **his** bike

Tommy's bag = **his** bag

Pippi's house = **her** house

Annika's doll = **her** doll

Learn with Smarty!



l	t	r	y	s	s	d	e	o	y	c	d
t	a	q	d	k	m	v	b	e	s	r	r
r	m	t	o	i	b	i	l	r	w	a	u
o	b	s	l	r	s	o	u	s	e	b	m
u	o	h	p	t	h	l	s	w	a	e	s
s	u	i	h	w	a	i	s	h	t	u	h
e	r	r	i	q	r	n	h	a	e	l	o
r	i	t	n	d	k	p	k	l	r	a	e
s	n	v	t	r	u	m	p	e	t	w	s
k	e	y	b	o	a	r	d	f	i	s	h



*****1. Find and circle the words:**
(Открой и огради думите): **crab, dolphin, violin, drums, fish, keyboard, shark, shoes, skirt, sweater, trumpet, tambourine, whale trousers, T-shirt,**



****2. Separate the words from ex. 1 in three columns.** (Раздели думите от упр. 1. в три колони.):

Sea animals

Musical instruments

Clothes



*****3. Answer the questions as in the model.**

(Отговори на въпросите като в примера):

1. Is this Peter's T-shirt? (Boril) No, it is Boril's T-shirt.
2. Is this Maya's dress? (Nelly) No, _____.
3. Is this your umbrella? (Billy) No, _____.
4. Are these their toys? (we) No, _____.
5. Are those our friends? (they) No, _____.
6. Is this Jake's guitar? (I) No, _____.



*****4. Fill in. (Попълни):**

Hello. I'm Nina. I have got a _____. His _____ is Georgi. My mum is a _____. My _____ is a vet. Nelly and Boril are my _____. Nelly's mother is my _____. Boril's father is my _____. My grandma Violeta is Nelly's Grandma _____.

Words: name, brother, dad, teacher, aunt, cousins, too, uncle

Read and mark: T – true or F – false.

1. Georgi has got a brother. — _____
2. Nina's mum is a teacher. — _____
3. Nelly and Boril are brother and sister. — _____
4. Boril's father is Georgi's aunt. — _____
5. Nelly is Nina's cousin. — _____
6. Nina, Georgi, Boril and Nelly are cousins. — _____
7. Violeta is Nina and Georgi's grandma. — _____

