



# England

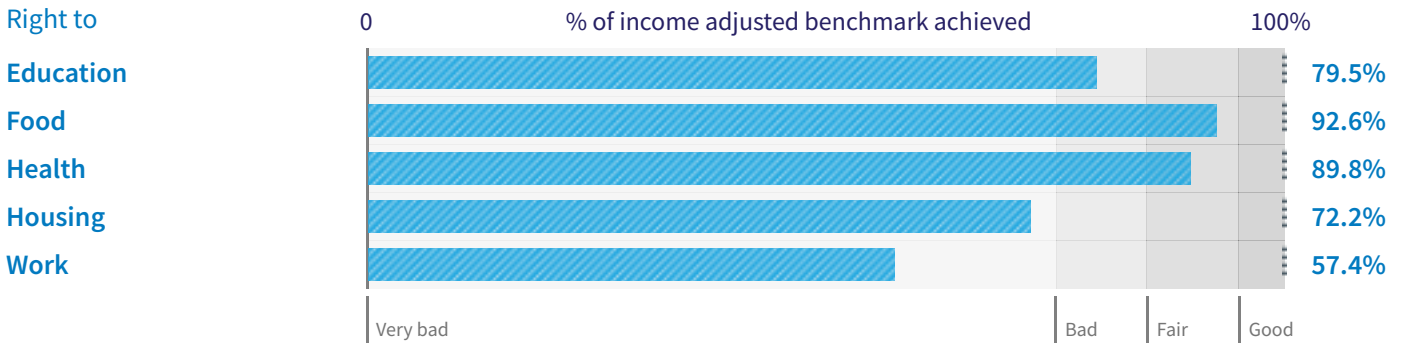
# Quality of Life

Economic and Social Rights (2022)

Summary score **78.3%**

How well is the United Kingdom doing compared to what is possible **at its level of income?**

*We do not yet produce separate Quality of Life scores for England. These are the scores for the United Kingdom as a whole.*



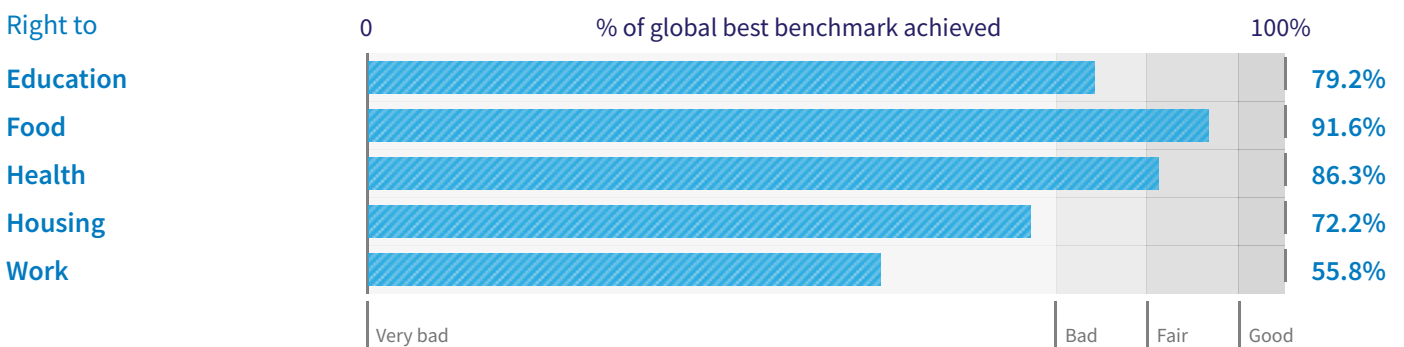
The United Kingdom scores **78.3%** on Quality of Life when scored against the 'Income adjusted' benchmark.

Compared with all other high-income countries, the United Kingdom is performing **close to average** on Quality of Life rights (this comparison is calculated using the '**Income adjusted**' benchmark).

Summary score **77.0%**

How well is the United Kingdom doing compared to **the best in the world?**

*We do not yet produce separate Quality of Life scores for England. These are the scores for the United Kingdom as a whole.*



The United Kingdom scores **77.0%** on Quality of Life when scored against the 'Global best' benchmark.

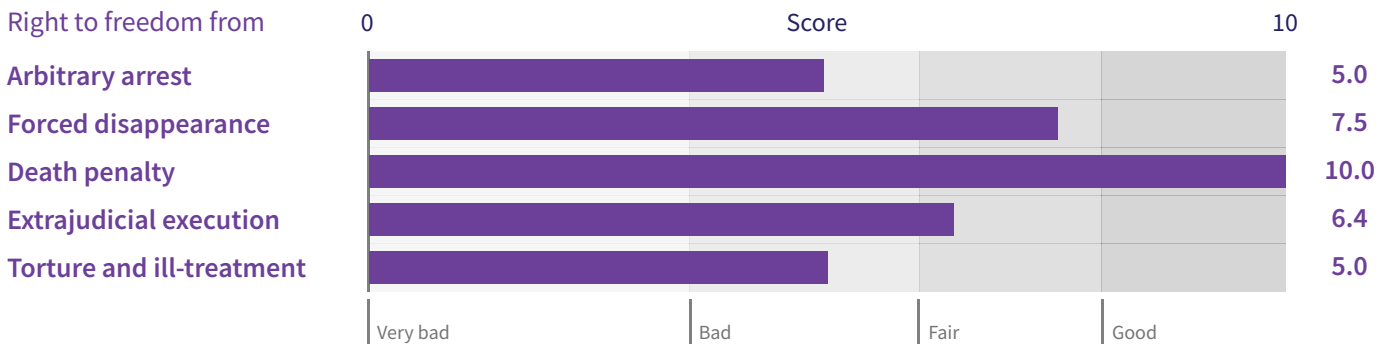
Compared with all other high-income countries, the United Kingdom is performing **close to average** on Quality of Life rights (this comparison is calculated using the '**Global best**' benchmark).

## Safety from the State

Summary score **6.3 /10**

Civil and Political Rights (2024)

How well is the United Kingdom's government respecting each right in England?



England's Safety from the State score of **6.3 out of 10** suggests that **some people are not** safe from one or more of the following: arbitrary arrest, torture and ill-treatment, forced disappearance or extrajudicial killing.

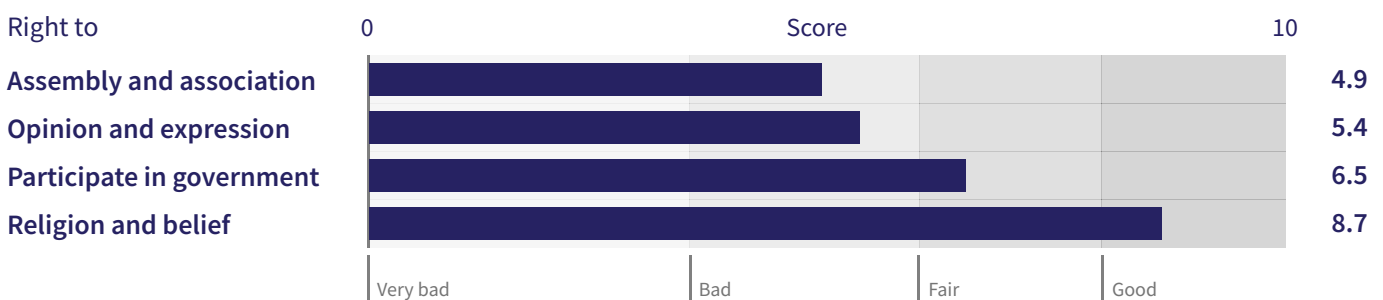
Compared with the small group of 5 high-income OECD countries we have civil and political rights data for, England is performing **close to average** on the right to be safe from the state.

## Empowerment

Summary score **5.6 /10**

Civil and Political Rights (2024)

How well is the United Kingdom's government respecting each right in England?



England's Empowerment score of **5.6 out of 10** suggests that **many people are not** enjoying their civil liberties and political freedoms (freedom of speech, assembly and association, and democratic rights, and religion and belief).

Compared with the small group of 5 high-income OECD countries we have civil and political rights data for, England is performing **lower than average** on empowerment rights.

## Country details (United Kingdom)

### Population

68.4m (2023)

### GDP/capita

\$49,464 (2023)

current US dollars

\$52,589 (2023)

2021 PPP dollars

To explore this country's scores in more detail please go to [rightstracker.org](https://rightstracker.org)