



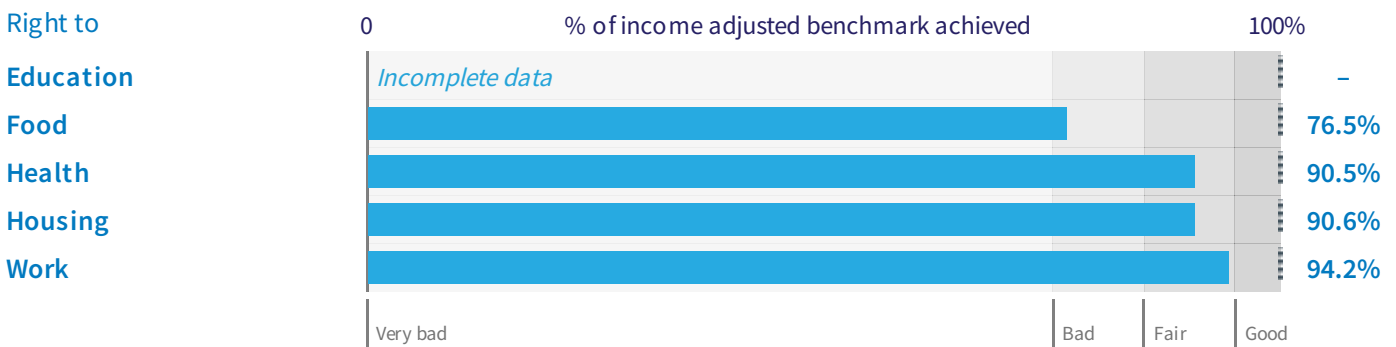
Vietnam

Quality of Life

Summary score **N/A**

Economic and Social Rights (2020)

How well is Vietnam doing compared to what is possible at its level of income?



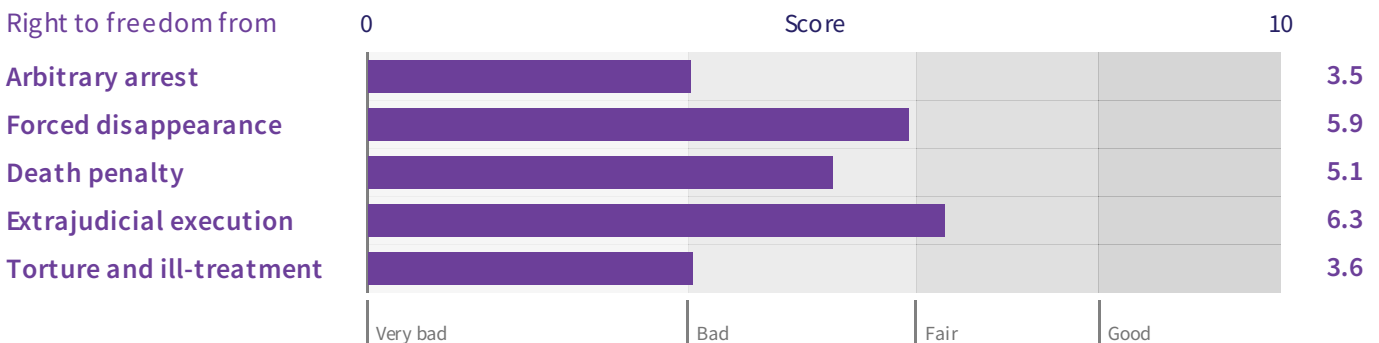
Compared with the other countries in East Asia, Vietnam is performing **better than average** when we look across the rights for which we have data (this comparison is calculated using the 'Income adjusted' benchmark).

Safety from the State

Summary score **4.9 /10**

Civil and Political Rights (2022)

How well is Vietnam's government respecting each right?



Vietnam's Safety from the State score of **4.9 out of 10** suggests that many people are not safe from one or more of the following: arbitrary arrest, torture and ill-treatment, forced disappearance, execution or extrajudicial killing.

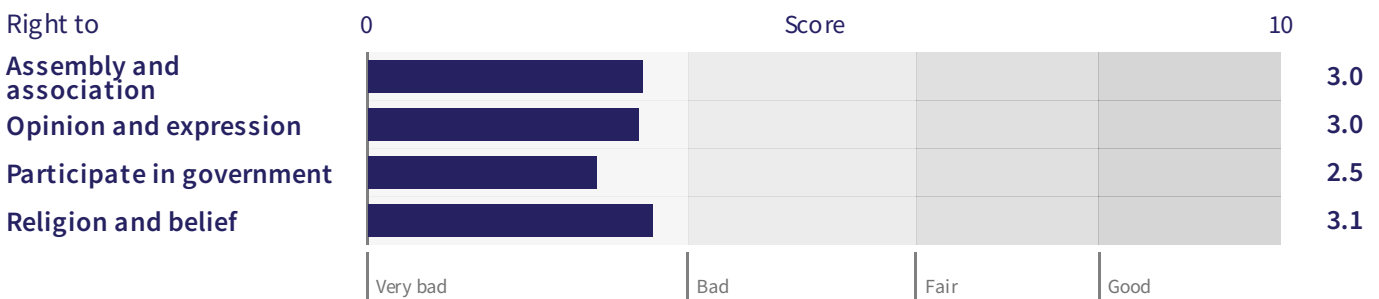
For the civil and political rights we do not have data for enough countries in East Asia and Pacific to do a regional comparison. However, compared to the other countries in our sample, Vietnam is performing **worse than average** on the right to be safe from the state.

Empowerment

Summary score **2.7 / 10**

Civil and Political Rights (2022)

How well is Vietnam's government respecting each right?



Vietnam's Empowerment score of **2.7 out of 10** suggests that many people are not enjoying their civil liberties and political freedoms (freedom of speech, assembly and association, and democratic rights).

For the civil and political rights we do not have data for enough countries in East Asia and Pacific to do a regional comparison. However, compared to the other countries in our sample, Vietnam is performing **worse than average** on empowerment rights.

Country details

Population

97.5m (2021)

GDP/capita

\$3,756 (2021) \$10,628 (2021)
current US dollars 2017 PPP dollars

To explore this country's scores in more detail please go to rightstracker.org