

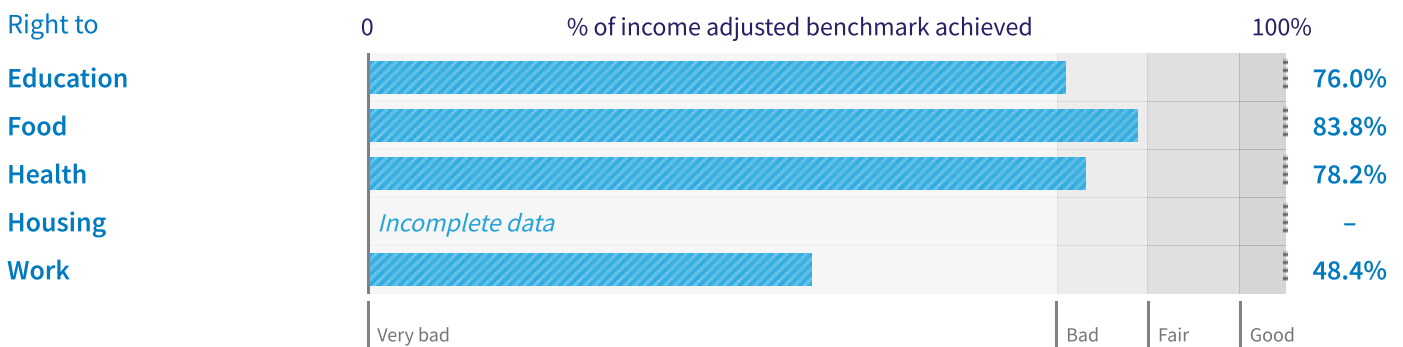
United States

Quality of Life

Economic and Social Rights (2022)

Summary score **N/A**

How well is the United States doing compared to what is possible at its level of income?



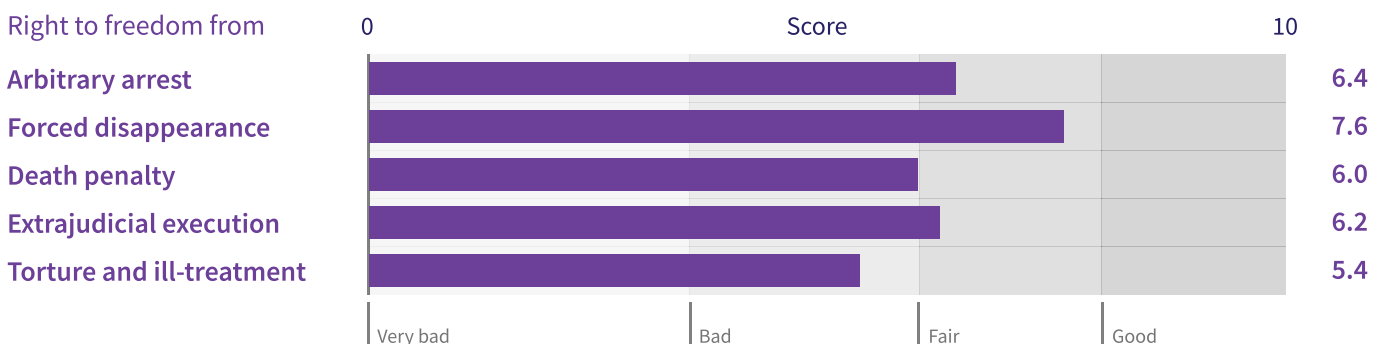
Compared with all other high-income countries, the United States is performing **close to average** when we look across the rights for which we have data (this comparison is calculated using the 'Income adjusted' benchmark).

Safety from the State

Civil and Political Rights (2024)

Summary score **5.9 / 10**

How well is the United States' government respecting each right?



The United States' Safety from the State score of **5.9 out of 10** suggests that **many people are not** safe from one or more of the following: arbitrary arrest, torture and ill-treatment, forced disappearance, execution, or extrajudicial killing.

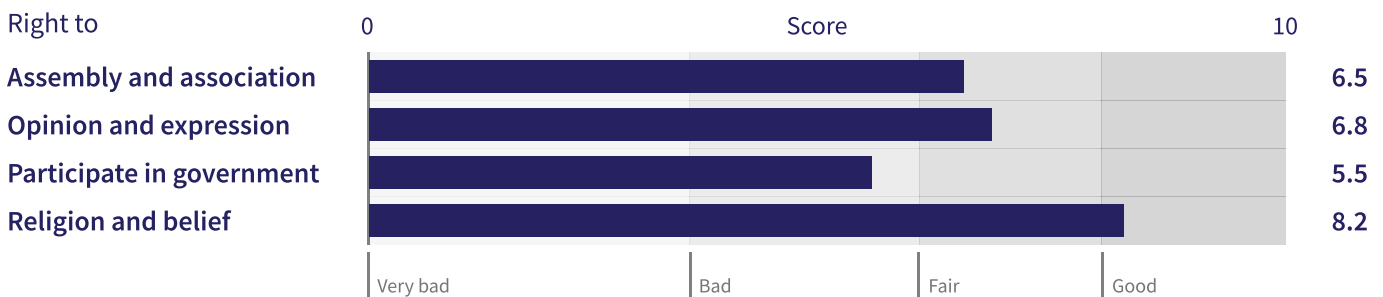
Compared with the small group of 5 high-income OECD countries we have civil and political rights data for, the United States is performing **lower than average** on the right to be safe from the state.

Empowerment

Summary score **6.4 /10**

Civil and Political Rights (2024)

How well is the United States' government respecting each right?



The United States' Empowerment score of **6.4 out of 10** suggests that **a significant number of people are not** enjoying their civil liberties and political freedoms (freedom of speech, assembly and association, democratic rights, and religion and belief).

Compared with the small group of 5 high-income OECD countries we have civil and political rights data for, the United States is performing **close to average** on empowerment rights.

Country details

Population

334.9m (2023)

GDP/capita

\$82,769 (2023) \$74,578 (2023)
current US dollars 2021 PPP dollars

To explore this country's scores in more detail please go to rightstracker.org