



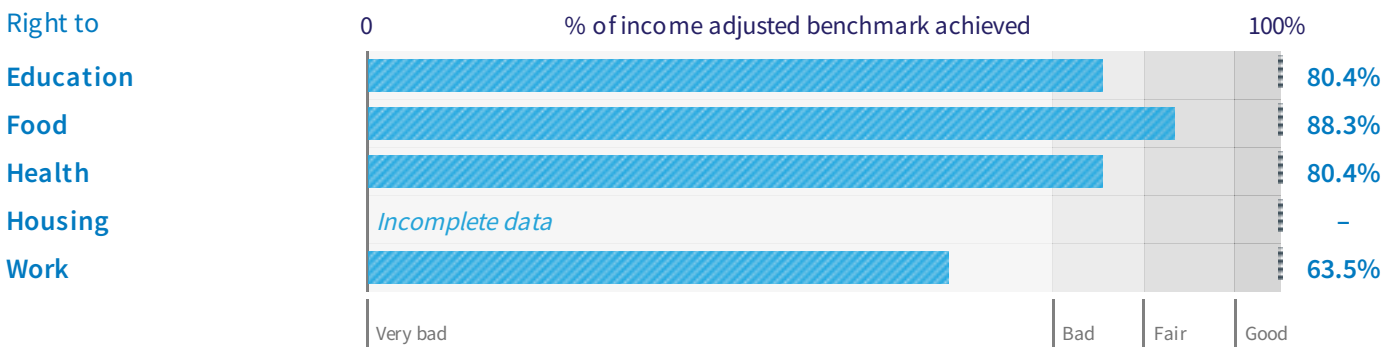
United States

Quality of Life

Summary score **N/A**

Economic and Social Rights (2020)

How well is the United States doing compared to what is possible at its level of income?



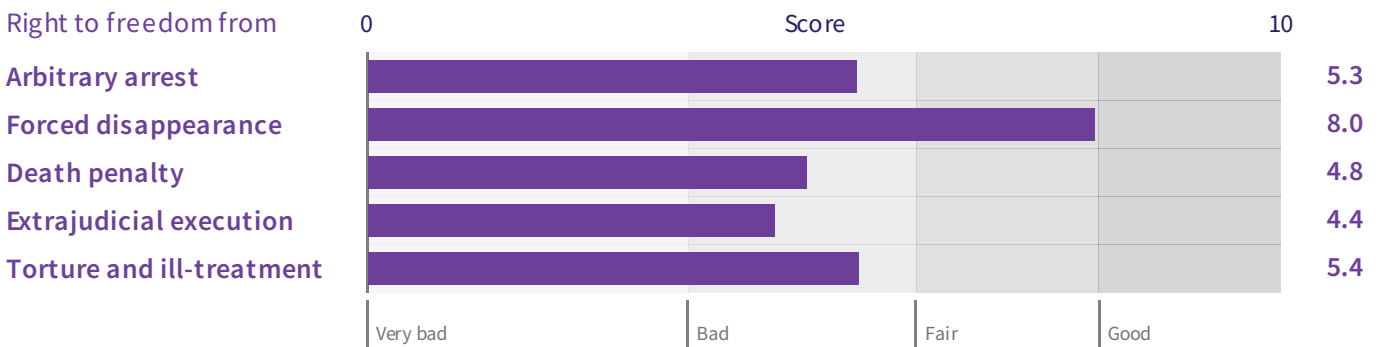
Compared with all other high-income countries, the United States is performing **close to average** when we look across the rights for which we have data (this comparison is calculated using the 'Income adjusted' benchmark).

Safety from the State

Summary score **5.4 / 10**

Civil and Political Rights (2022)

How well is the United States' government respecting each right?



The United States' Safety from the State score of **5.4 out of 10** suggests that many people are not safe from one or more of the following: arbitrary arrest, torture and ill-treatment, forced disappearance, execution or extrajudicial killing.

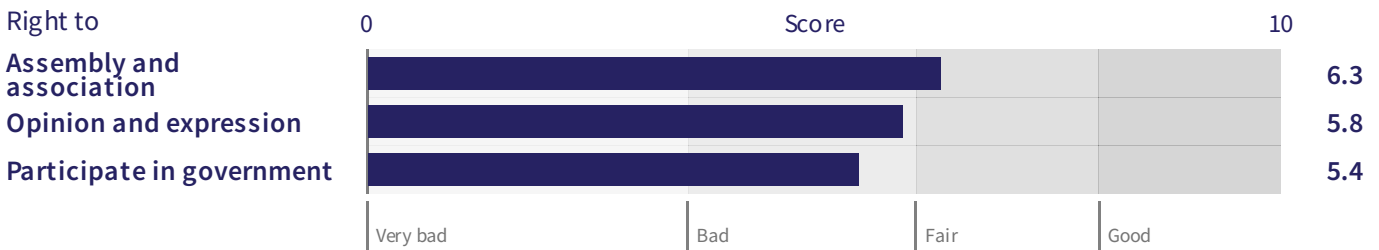
Compared with the small group of 5 high-income OECD countries we have civil and political rights data for, the United States is performing **worse than average** on the right to be safe from the state.

Empowerment

Summary score **5.7 / 10**

Civil and Political Rights (2022)

How well is the United States' government respecting each right?



The United States' Empowerment score of **5.7 out of 10** suggests that many people are not enjoying their civil liberties and political freedoms (freedom of speech, assembly and association, and democratic rights).

Compared with the small group of 5 high-income OECD countries we have civil and political rights data for, the United States is performing **worse than average** on empowerment rights.

Country details

Population

331.9m (2021)

GDP/capita

\$70,249 (2021) \$63,670 (2021)
current US dollars 2017 PPP dollars

To explore this country's scores in more detail please go to rightstracker.org