

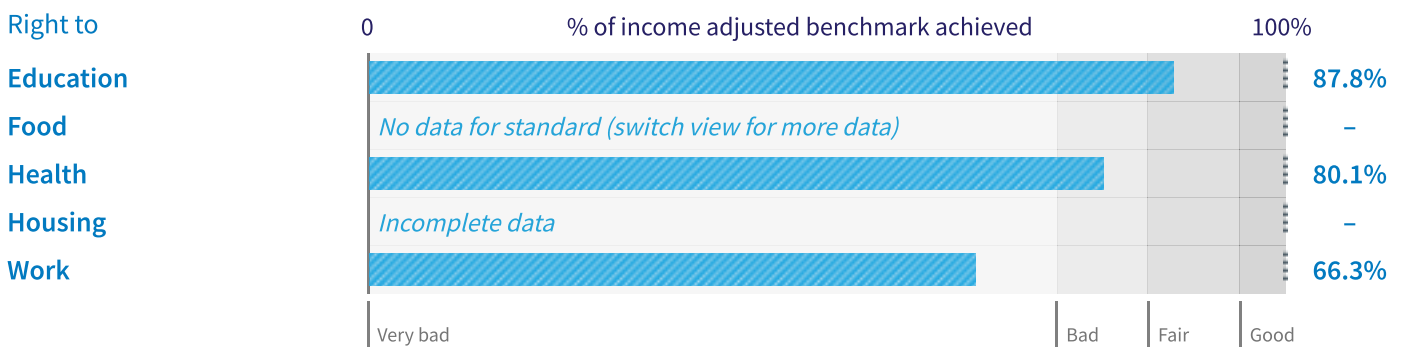
Taiwan

Quality of Life

Economic and Social Rights (2022)

Summary score **N/A**

How well is Taiwan doing compared to what is possible at its level of income?



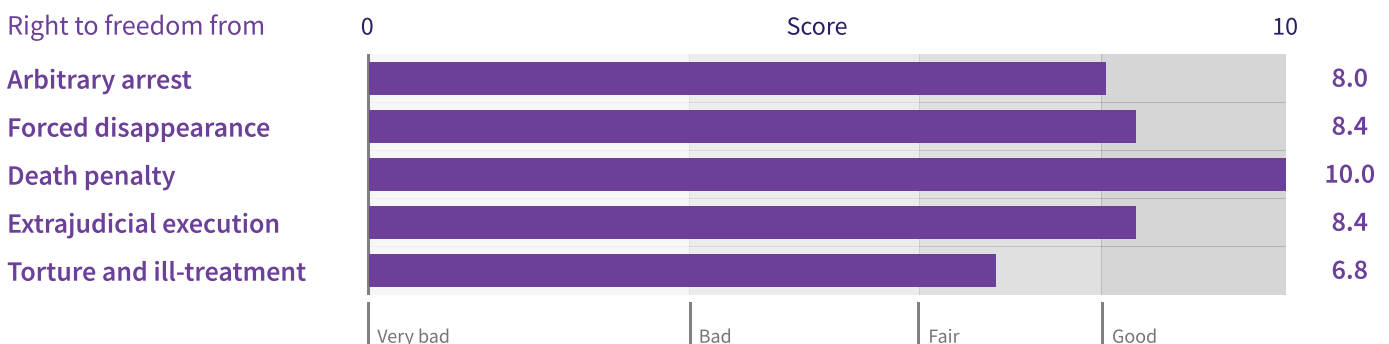
Compared with all other high-income countries, Taiwan is performing **better than average** when we look across the rights for which we have data (this comparison is calculated using the 'Income adjusted' benchmark).

Safety from the State

Civil and Political Rights (2024)

Summary score **7.9 /10**

How well is Taiwan's government respecting each right?



Taiwan's Safety from the State score of **7.9 out of 10** suggests that **a significant number of people are not** safe from one or more of the following: arbitrary arrest, torture and ill-treatment, forced disappearance, execution, or extrajudicial killing.

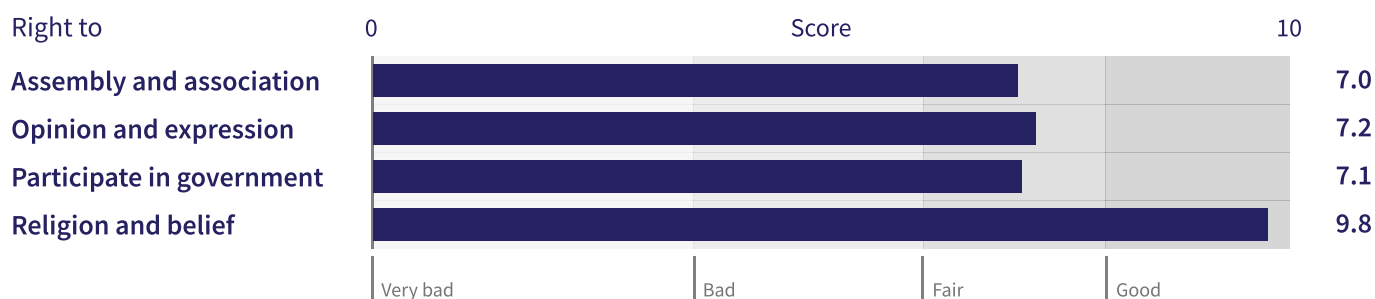
For civil and political rights, we don't have sufficient data across East Asia and Pacific countries to allow for a regional comparison. However, when compared to the other countries in our sample, Taiwan is performing **better than average** on the right to be safe from the state.

Empowerment

Summary score **7.3 /10**

Civil and Political Rights (2024)

How well is Taiwan's government respecting each right?



Taiwan's Empowerment score of **7.3 out of 10** suggests that **a significant number of people are not** enjoying their civil liberties and political freedoms (freedom of speech, assembly and association, democratic rights, and religion and belief).

For civil and political rights, we don't have sufficient data across East Asia and Pacific countries to allow for a regional comparison. However, when compared to the other countries in our sample, Taiwan is performing **better than average** on empowerment rights.

Country details

Population

23.3m (2023)

GDP/capita

\$32,404 (2023) \$NaN (2023)
current US dollars 2021 PPP dollars

To explore this country's scores in more detail please go to rightstracker.org