



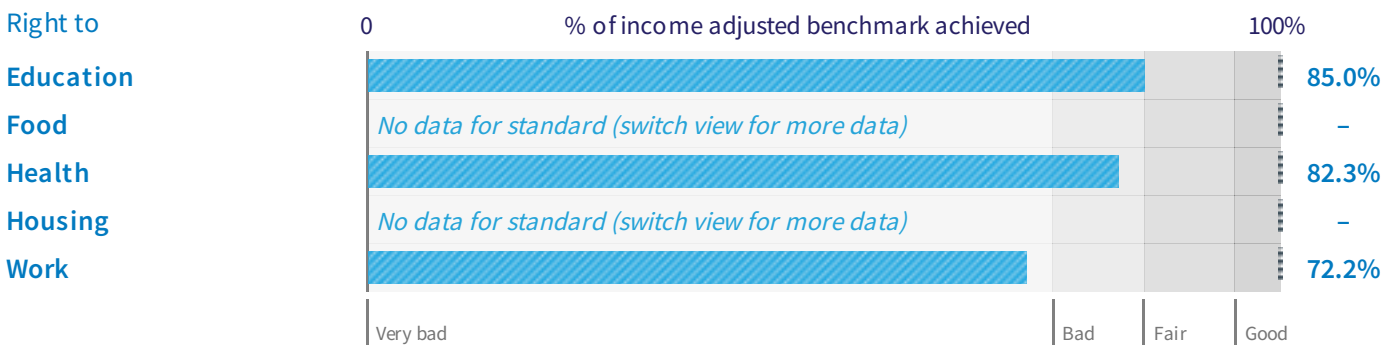
Taiwan

Quality of Life

Summary score N/A

Economic and Social Rights (2020)

How well is Taiwan doing compared to what is possible at its level of income?



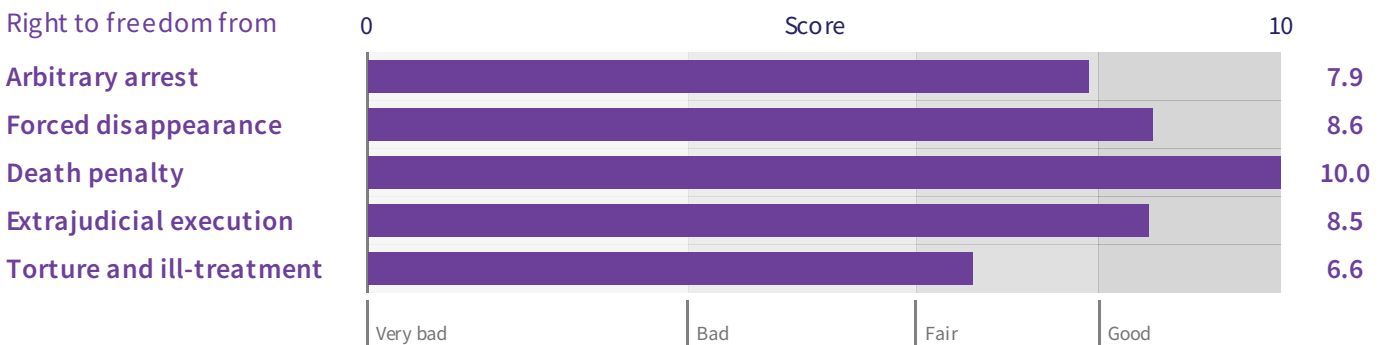
Compared with all other high-income countries, Taiwan is performing **close to average** when we look across the rights for which we have data (this comparison is calculated using the 'Income adjusted' benchmark).

Safety from the State

Summary score 8.0 /10

Civil and Political Rights (2022)

How well is Taiwan's government respecting each right?



Taiwan's Safety from the State score of **8.0 out of 10** suggests that while most people are safe from government abuse, some may have experienced one or more of the following: arbitrary arrest, torture and ill-treatment, forced disappearance, execution or extrajudicial killing.

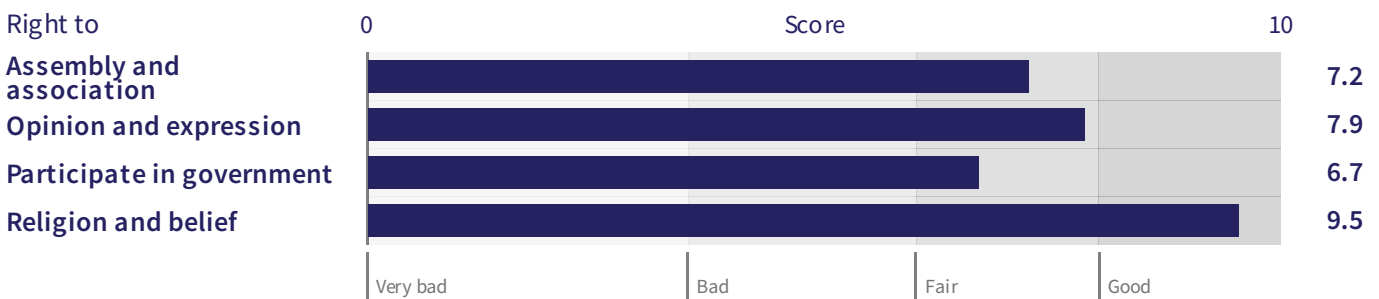
For the civil and political rights we do not have data for enough countries in East Asia and Pacific to do a regional comparison. However, compared to the other countries in our sample, Taiwan is performing **better than average** on the right to be safe from the state.

Empowerment

Summary score **7.4 /10**

Civil and Political Rights (2022)

How well is Taiwan's government respecting each right?



Taiwan's Empowerment score of **7.4 out of 10** suggests that while many people are enjoying their civil liberties and political freedoms (freedom of speech, assembly and association, and democratic rights), a significant number are not.

For the civil and political rights we do not have data for enough countries in East Asia and Pacific to do a regional comparison. However, compared to the other countries in our sample, Taiwan is performing **better than average** on empowerment rights.

Country details

Population

23.3m (2022)

GDP/capita

\$32,643 (2022) \$58,565 (2022)
 current US dollars 2017 PPP dollars

To explore this country's scores in more detail please go to rightstracker.org