

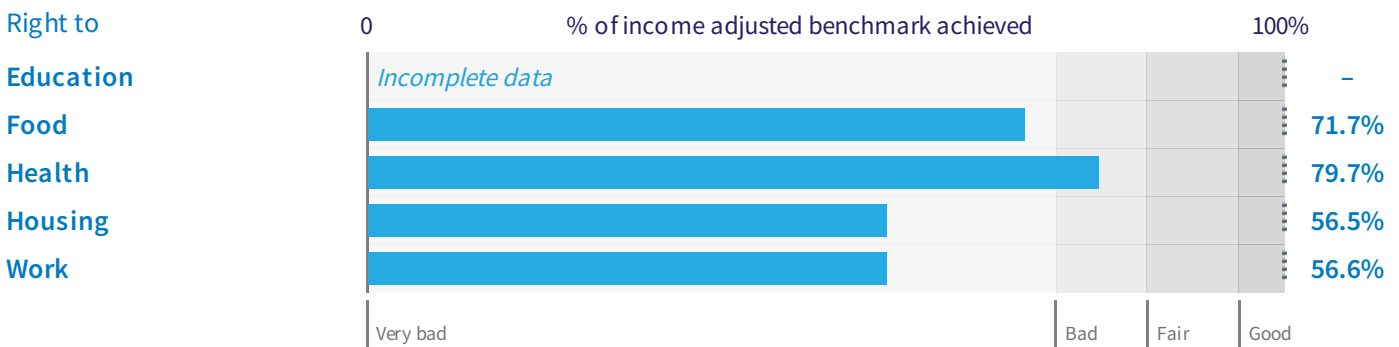
Solomon Islands

Quality of Life

Summary score **N/A**

Economic and Social Rights (2021)

How well is the Solomon Islands doing compared to what is possible at its level of income?



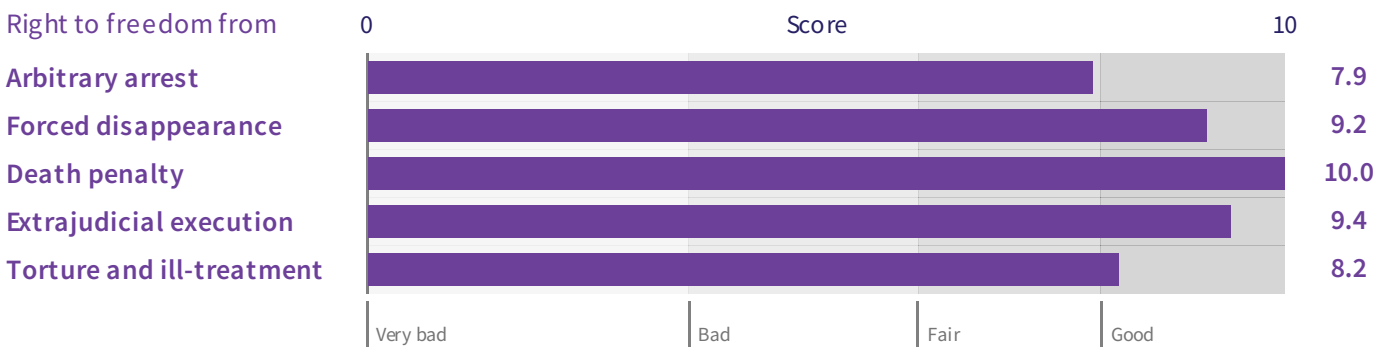
Compared with the other countries in the Pacific, the Solomon Islands is performing **lower than average** when we look across the rights for which we have data (this comparison is calculated using the 'Income adjusted' benchmark).

Safety from the State

Summary score **8.8 /10**

Civil and Political Rights (2021)

How well is the Solomon Islands' government respecting each right?



The Solomon Islands' Safety from the State score of **8.8 out of 10** suggests that while most people are safe from government abuse, some may have experienced one or more of the following: arbitrary arrest, torture and ill-treatment, forced disappearance, execution, or extrajudicial killing.

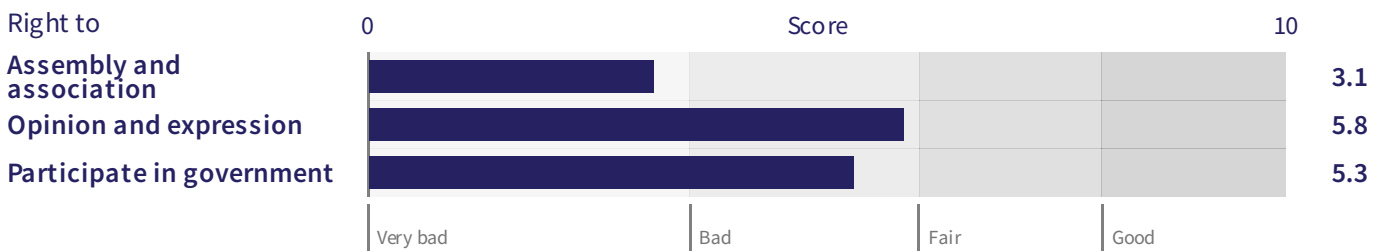
Compared with the other countries in the Pacific, the Solomon Islands is performing **better than average** on the right to be safe from the state.

Empowerment

Summary score **4.2 /10**

Civil and Political Rights (2021)

How well is the Solomon Islands' government respecting each right?



The Solomon Islands' Empowerment score of **4.2 out of 10** suggests that many people are not enjoying their civil liberties and political freedoms (freedom of speech, assembly and association, democratic rights, and religion and belief).

Compared with the other countries in the Pacific, the Solomon Islands is performing **lower than average** on empowerment rights.

Country details

Population
724.3k (2022)

GDP/capita

\$2,205 (2022)	\$2,248 (2022)
current US dollars	2017 PPP dollars

To explore this country's scores in more detail please go to rightstracker.org