



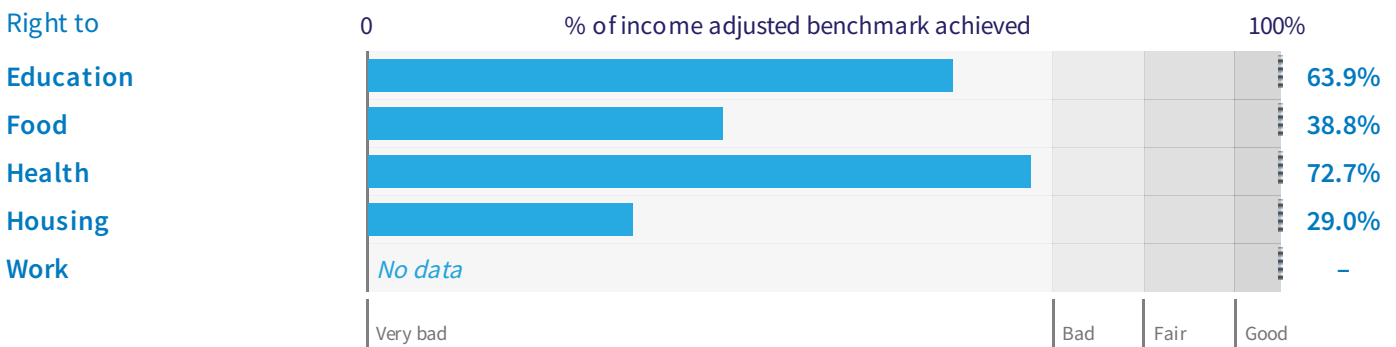
Papua New Guinea

Quality of Life

Summary score **N/A**

Economic and Social Rights (2020)

How well is Papua New Guinea doing compared to what is possible at its level of income?



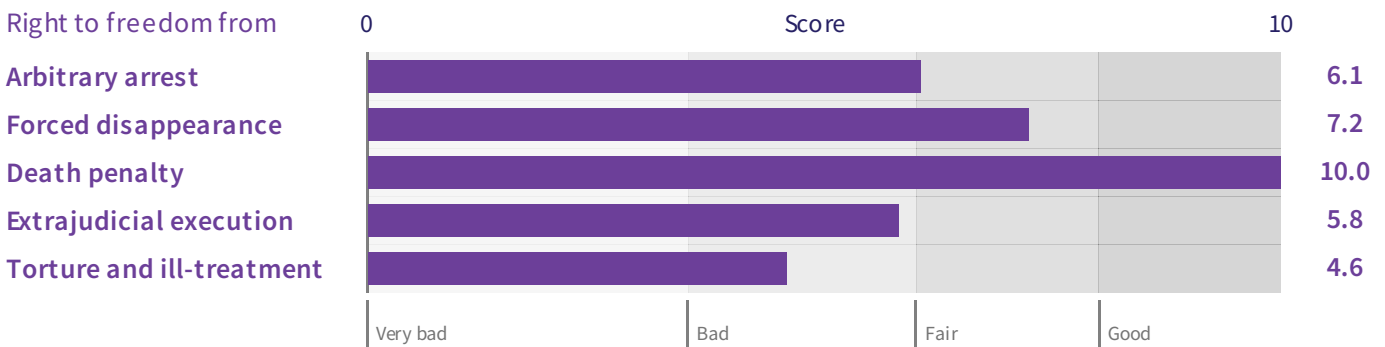
Compared with the other countries in the Pacific, Papua New Guinea is performing **worse than average** when we look across the rights for which we have data (this comparison is calculated using the 'Income adjusted' benchmark).

Safety from the State

Summary score **5.9 /10**

Civil and Political Rights (2022)

How well is Papua New Guinea's government respecting each right?



Papua New Guinea's Safety from the State score of **5.9 out of 10** suggests that many people are not safe from one or more of the following: arbitrary arrest, torture and ill-treatment, forced disappearance, execution or extrajudicial killing.

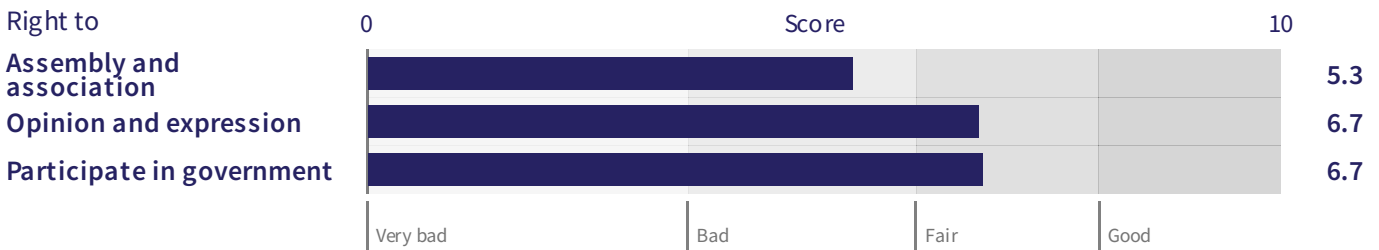
Compared with the other countries in the Pacific, Papua New Guinea is performing **worse than average** on the right to be safe from the state.

Empowerment

Summary score **5.9 / 10**

Civil and Political Rights (2022)

How well is Papua New Guinea's government respecting each right?



Papua New Guinea's Empowerment score of **5.9 out of 10** suggests that many people are not enjoying their civil liberties and political freedoms (freedom of speech, assembly and association, and democratic rights).

Compared with the other countries in the Pacific, Papua New Guinea is performing **worse than average** on empowerment rights.

Country details

Population
9.9m (2021)

GDP/capita
\$2,673 (2021)
\$3,677 (2021)
current US dollars 2017 PPP dollars

To explore this country's scores in more detail please go to rightstracker.org