

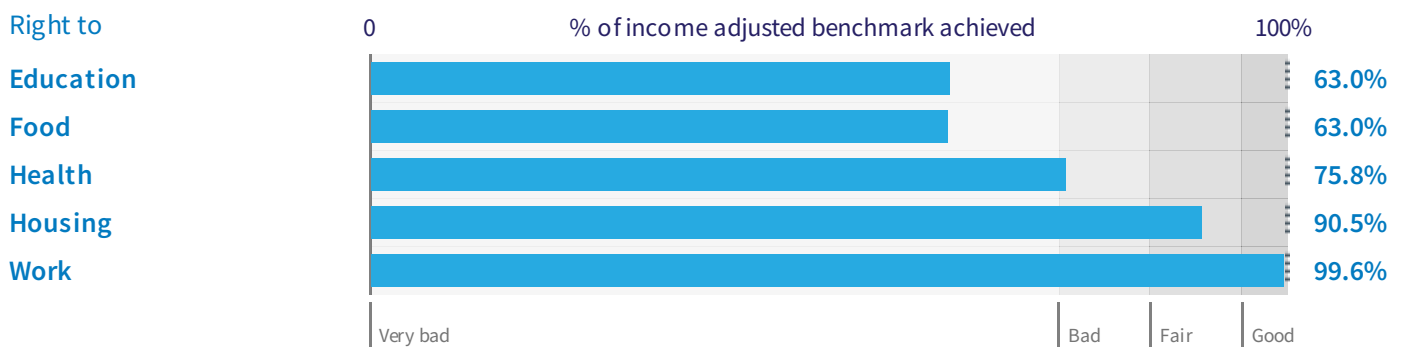
Malaysia

Quality of Life

Economic and Social Rights (2021)

Summary score 78.4%

How well is Malaysia doing compared to what is possible at its level of income?



Malaysia scores **78.4%** on Quality of Life when scored against the 'Income adjusted' benchmark.

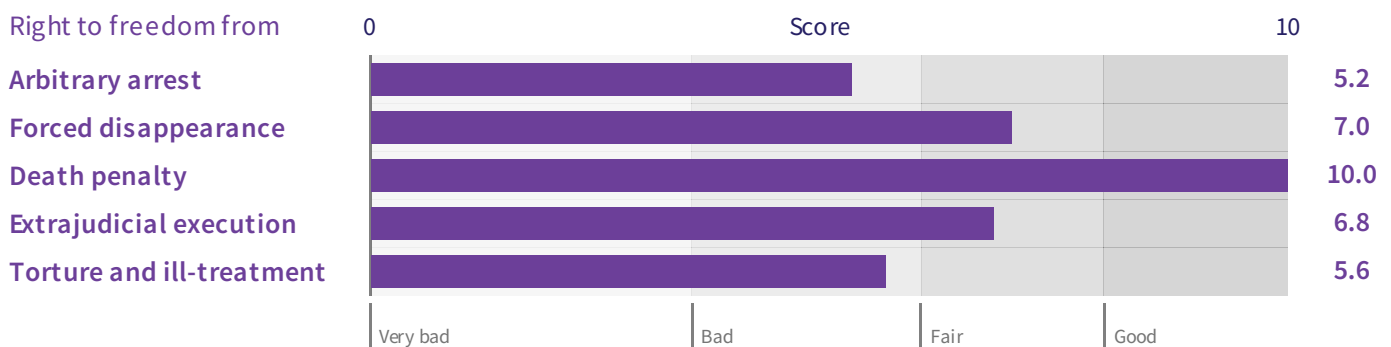
Compared with the other countries in East Asia, Malaysia is performing **lower than average** on Quality of Life rights (this comparison is calculated using the 'Income adjusted' benchmark).

Safety from the State

Civil and Political Rights (2023)

Summary score 5.8 /10

How well is Malaysia's government respecting each right?



Malaysia's Safety from the State score of **5.8 out of 10** suggests that many people are not safe from one or more of the following: arbitrary arrest, torture and ill-treatment, forced disappearance, execution, or extrajudicial killing.

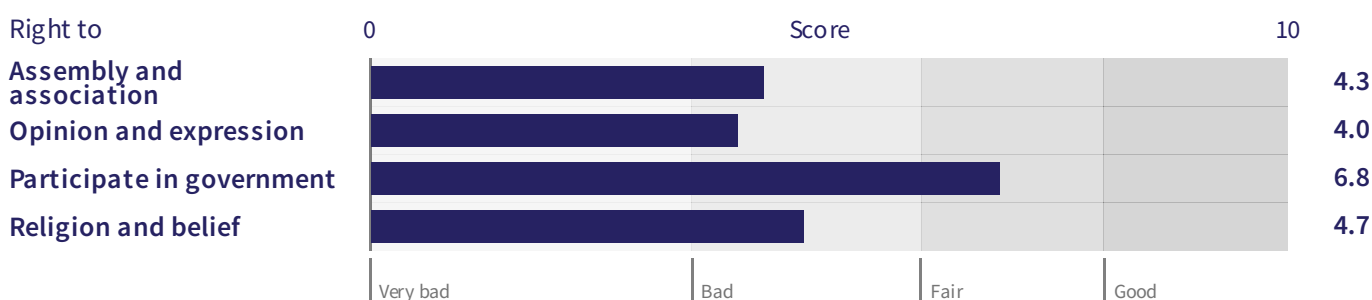
For civil and political rights, we don't have sufficient data across East Asia and Pacific countries to allow for a regional comparison. However, when compared to the other countries in our sample, Malaysia is performing **close to average** on the right to be safe from the state.

Empowerment

Summary score **4.8 /10**

Civil and Political Rights (2023)

How well is Malaysia's government respecting each right?



Malaysia's Empowerment score of **4.8 out of 10** suggests that many people are not enjoying their civil liberties and political freedoms (freedom of speech, assembly and association, democratic rights, and religion and belief).

For civil and political rights, we don't have sufficient data across East Asia and Pacific countries to allow for a regional comparison. However, when compared to the other countries in our sample, Malaysia is performing **close to average** on empowerment rights.

Country details

Population

33.9m (2022)

GDP/capita

\$11,993 (2022) \$28,384 (2022)
current US dollars 2017 PPP dollars

To explore this country's scores in more detail please go to rightstracker.org