

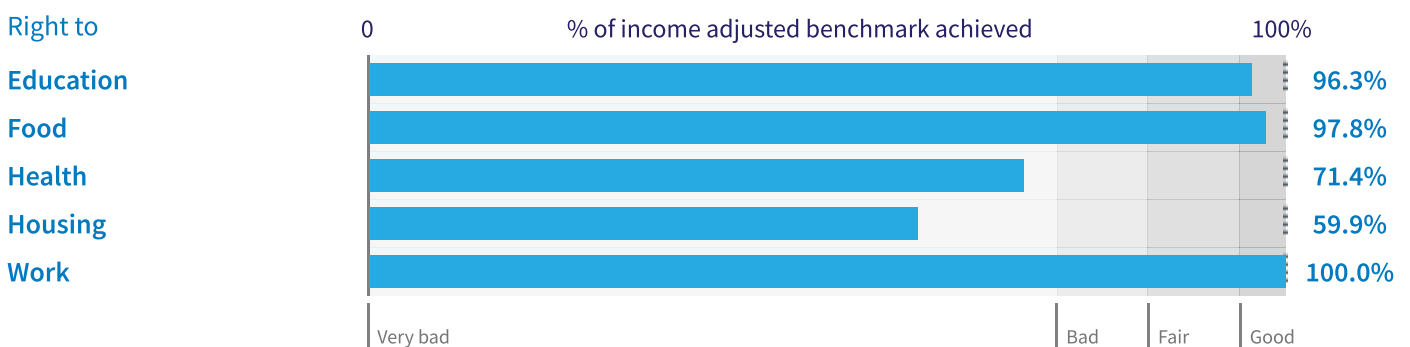
# Kiribati

## Quality of Life

Economic and Social Rights (2022)

Summary score 85.1%

How well is Kiribati doing compared to what is possible at its level of income?



Kiribati scores **85.1%** on Quality of Life when scored against the 'Income adjusted' benchmark.

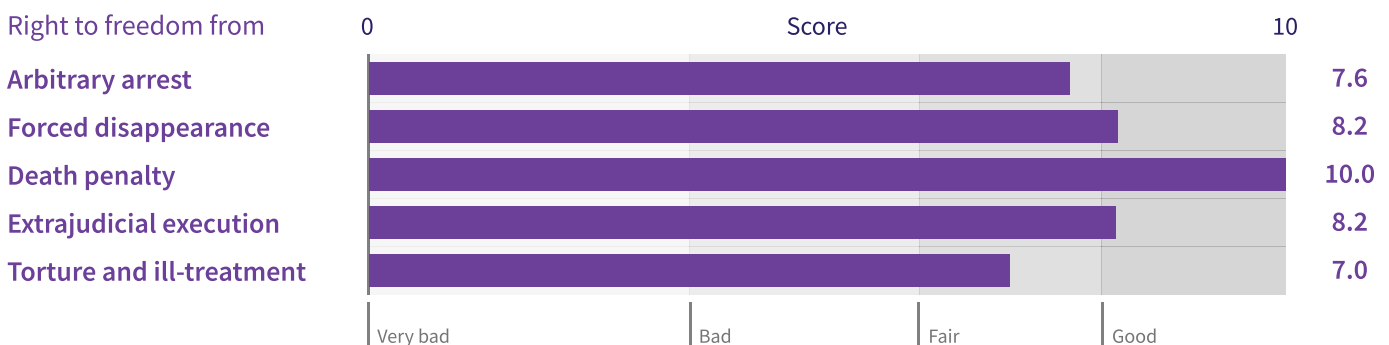
Compared with the other countries in the Pacific, Kiribati is performing **close to average** on Quality of Life rights (this comparison is calculated using the 'Income adjusted' benchmark).

## Safety from the State

Civil and Political Rights (2021)

Summary score 7.8 /10

How well is Kiribati's government respecting each right?



Kiribati's Safety from the State score of **7.8 out of 10** suggests that **a significant number of people are not** safe from one or more of the following: arbitrary arrest, torture and ill-treatment, forced disappearance, execution, or extrajudicial killing.

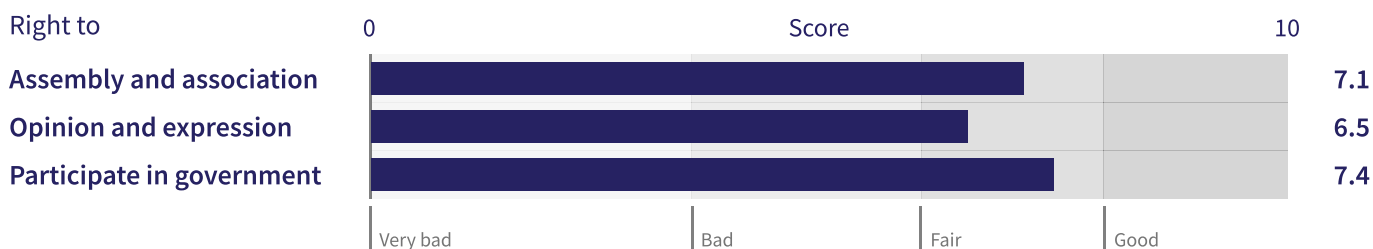
Compared with the other countries in the Pacific, Kiribati is performing **close to average** on the right to be safe from the state.

## Empowerment

Summary score **7.2 /10**

Civil and Political Rights (2021)

How well is Kiribati's government respecting each right?



Kiribati's Empowerment score of **7.2 out of 10** suggests that **a significant number of people are not** enjoying their civil liberties and political freedoms (freedom of speech, assembly and association, democratic rights, and religion and belief).

Compared with the other countries in the Pacific, Kiribati is performing **close to average** on empowerment rights.

### Country details

#### Population

132.5k (2023)

#### GDP/capita

\$2,107 (2023)      \$3,196 (2023)  
current US dollars      2021 PPP dollars

To explore this country's scores in more detail please go to [rightstracker.org](https://rightstracker.org)