



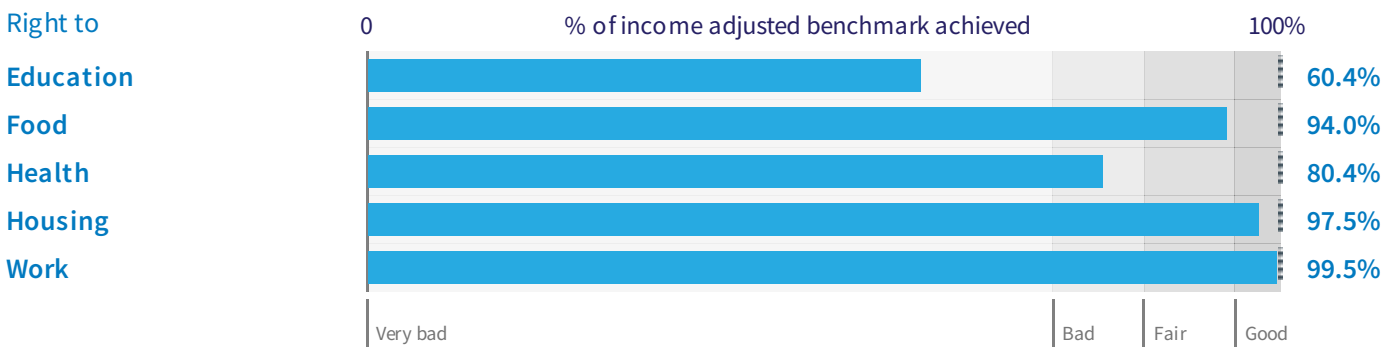
Jordan

Quality of Life

Summary score **86.4%**

Economic and Social Rights (2020)

How well is Jordan doing compared to what is possible at its level of income?



Jordan scores **86.4%** on Quality of Life when scored against the 'Income adjusted' benchmark.

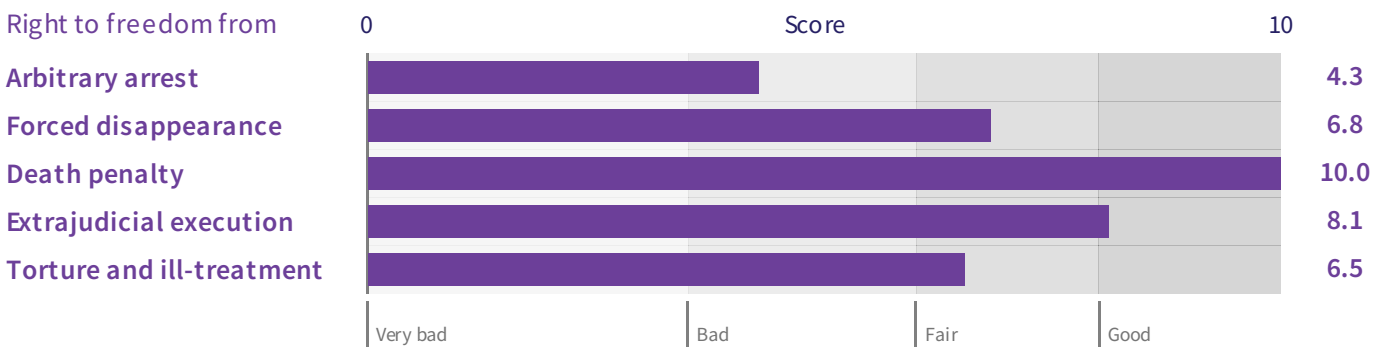
Compared with the other countries in the Middle East, Jordan is performing **close to average** on Quality of Life rights (this comparison is calculated using the 'Income adjusted' benchmark).

Safety from the State

Summary score **6.6 /10**

Civil and Political Rights (2022)

How well is Jordan's government respecting each right?



Jordan's Safety from the State score of **6.6 out of 10** suggests that a significant number of people are not safe from one or more of the following: arbitrary arrest, torture and ill-treatment, forced disappearance, execution or extrajudicial killing.

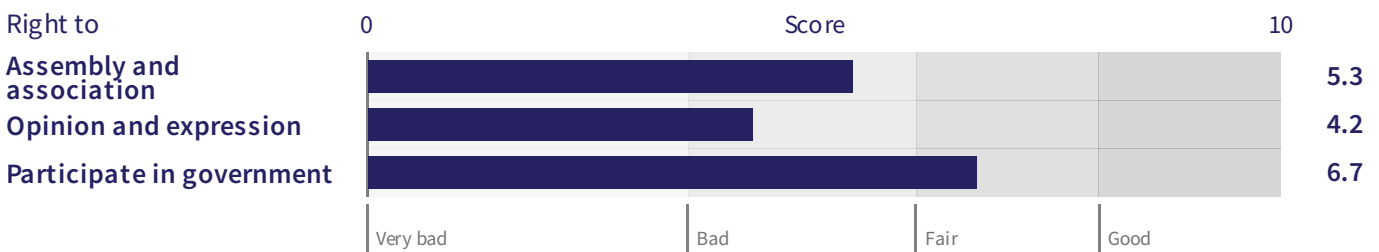
For the civil and political rights we do not have data for enough countries in the Middle East and North Africa to do a regional comparison. However, compared to the other countries in our sample, Jordan is performing **close to average** on the right to be safe from the state.

Empowerment

Summary score **5.4 / 10**

Civil and Political Rights (2022)

How well is Jordan's government respecting each right?



Jordan's Empowerment score of **5.4 out of 10** suggests that many people are not enjoying their civil liberties and political freedoms (freedom of speech, assembly and association, and democratic rights).

For the civil and political rights we do not have data for enough countries in the Middle East and North Africa to do a regional comparison. However, compared to the other countries in our sample, Jordan is performing **close to average** on empowerment rights.

Country details

Population

11.1m (2021)

GDP/capita

\$4,103 (2021) \$9,223 (2021)
 current US dollars 2017 PPP dollars

To explore this country's scores in more detail please go to rightstracker.org