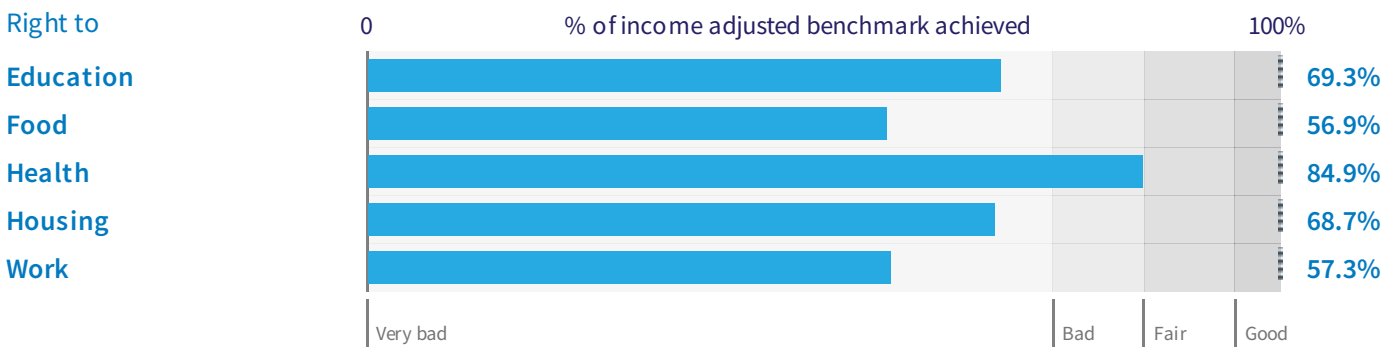


## Quality of Life

Summary score **67.4%**

Economic and Social Rights (2020)

How well is India doing compared to what is possible at its level of income?



India scores **67.4%** on Quality of Life when scored against the 'Income adjusted' benchmark.

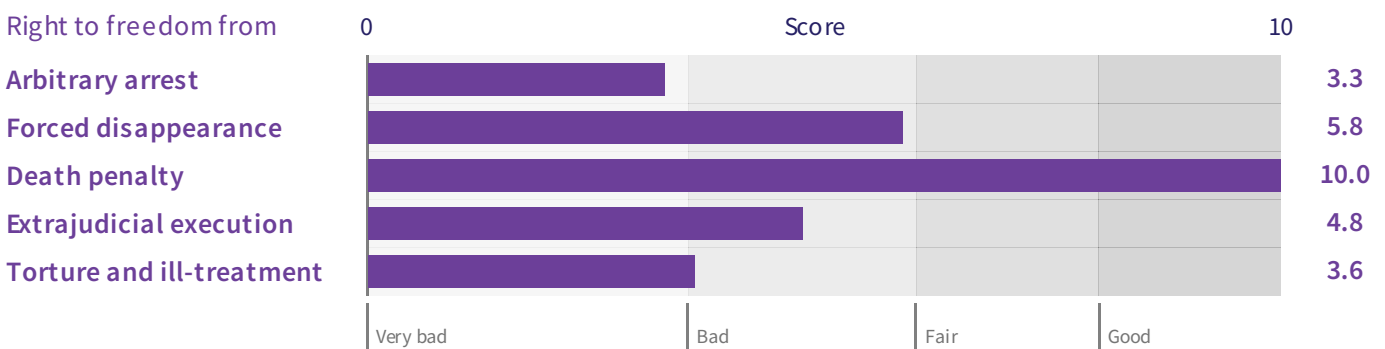
Compared with the other countries in South Asia, India is performing **worse than average** on Quality of Life rights (this comparison is calculated using the 'Income adjusted' benchmark).

## Safety from the State

Summary score **4.5 /10**

Civil and Political Rights (2022)

How well is India's government respecting each right?



India's Safety from the State score of **4.5 out of 10** suggests that many people are not safe from one or more of the following: arbitrary arrest, torture and ill-treatment, forced disappearance, execution or extrajudicial killing.

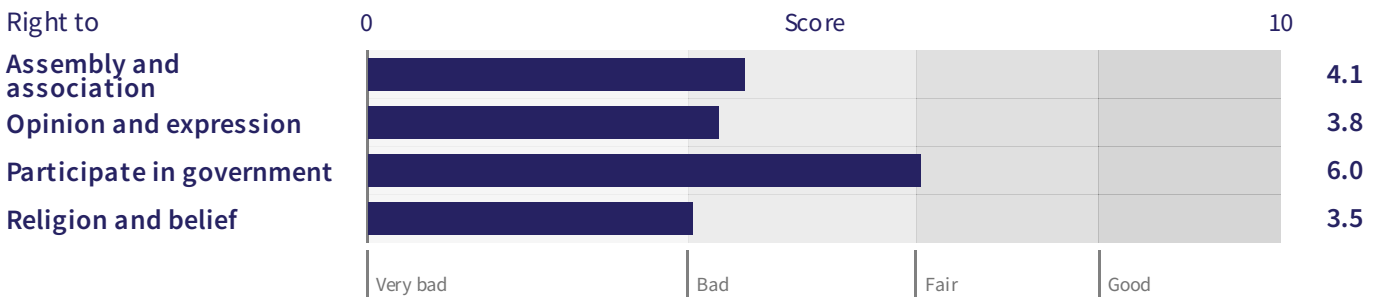
For the civil and political rights we do not have data for enough countries in South Asia to do a regional comparison. However, compared to the other countries in our sample, India is performing **worse than average** on the right to be safe from the state.

## Empowerment

Summary score **4.5 / 10**

Civil and Political Rights (2022)

How well is India's government respecting each right?



India's Empowerment score of **4.5 out of 10** suggests that many people are not enjoying their civil liberties and political freedoms (freedom of speech, assembly and association, and democratic rights).

For the civil and political rights we do not have data for enough countries in South Asia to do a regional comparison. However, compared to the other countries in our sample, India is performing **worse than average** on empowerment rights.

### Country details

**Population**

1,407.6m (2021)

**GDP/capita**

\$2,257 (2021)      \$6,592 (2021)  
 current US dollars      2017 PPP dollars

To explore this country's scores in more detail please go to [rightstracker.org](https://rightstracker.org)