

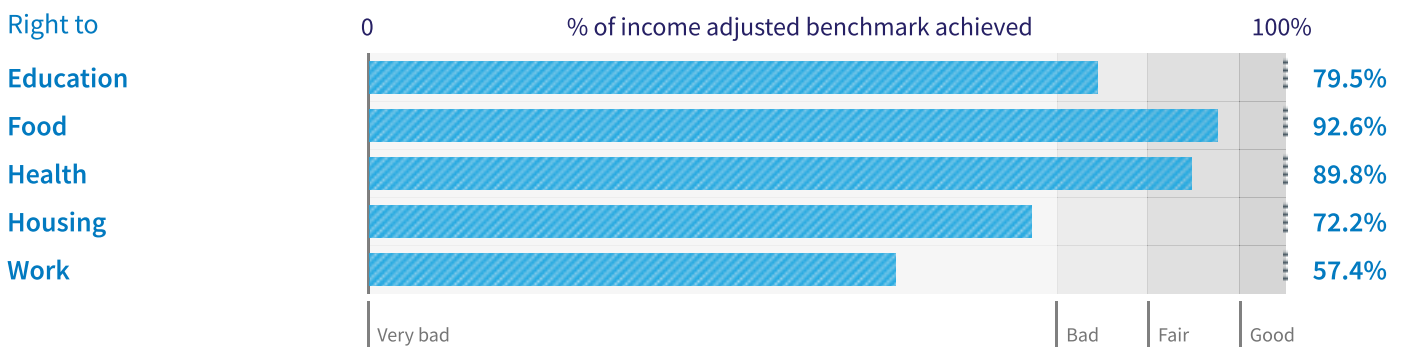
United Kingdom

Quality of Life

Economic and Social Rights (2022)

Summary score 78.3%

How well is the United Kingdom doing compared to what is possible at its level of income?



The United Kingdom scores **78.3%** on Quality of Life when scored against the 'Income adjusted' benchmark.

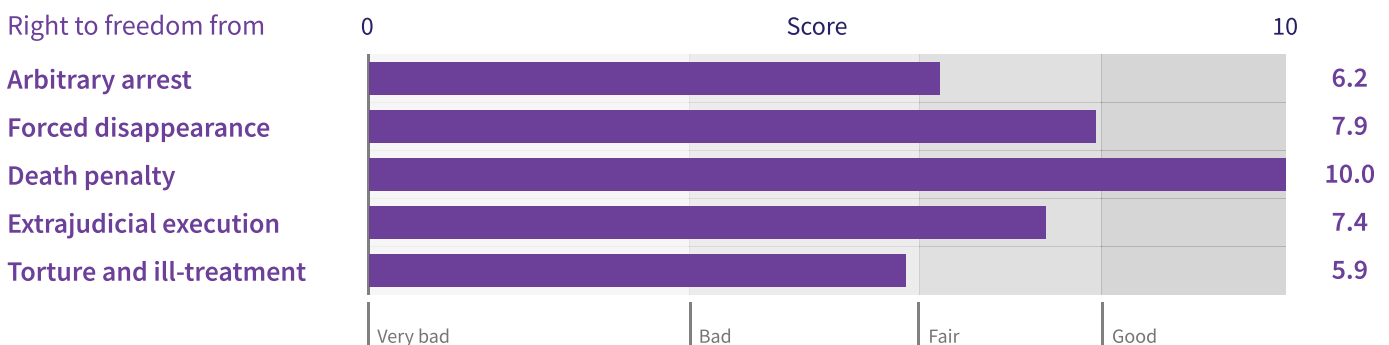
Compared with all other high-income countries, the United Kingdom is performing **close to average** on Quality of Life rights (this comparison is calculated using the 'Income adjusted' benchmark).

Safety from the State

Civil and Political Rights (2024)

Summary score 7.0 /10

How well is the United Kingdom's government respecting each right?



The United Kingdom's Safety from the State score of **7.0 out of 10** suggests that **a significant number of people are not** safe from one or more of the following: arbitrary arrest, torture and ill-treatment, forced disappearance, execution, or extrajudicial killing.

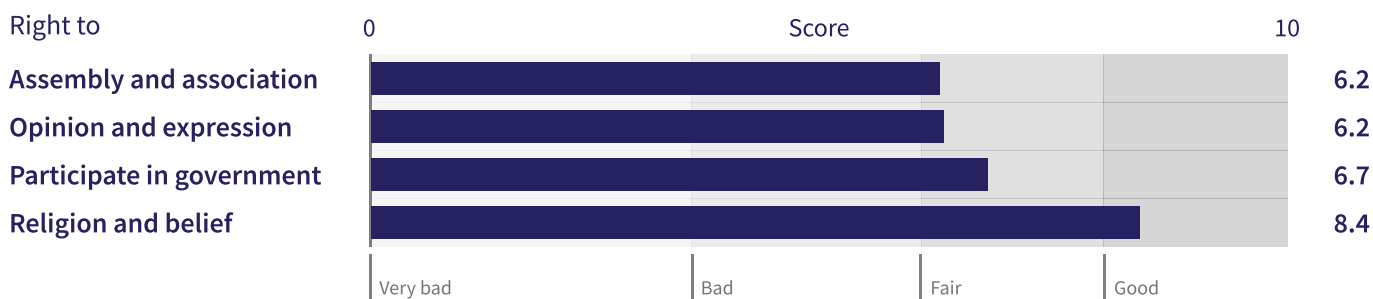
Compared with the small group of 5 high-income OECD countries we have civil and political rights data for, the United Kingdom is performing **close to average** on the right to be safe from the state.

Empowerment

Summary score **6.6 /10**

Civil and Political Rights (2024)

How well is the United Kingdom's government respecting each right?



The United Kingdom's Empowerment score of **6.6 out of 10** suggests that **a significant number of people are not** enjoying their civil liberties and political freedoms (freedom of speech, assembly and association, democratic rights, and religion and belief).

Compared with the small group of 5 high-income OECD countries we have civil and political rights data for, the United Kingdom is performing **close to average** on empowerment rights.

Country details

Population

68.4m (2023)

GDP/capita

\$49,464 (2023)	\$52,589 (2023)
current US dollars	2021 PPP dollars

To explore this country's scores in more detail please go to rightstracker.org