

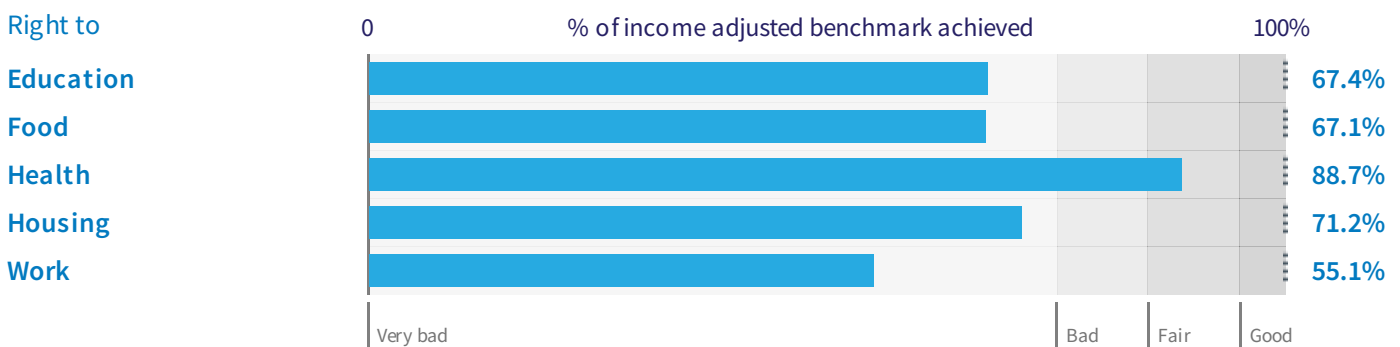
Bangladesh

Quality of Life

Economic and Social Rights (2021)

Summary score 69.9%

How well is Bangladesh doing compared to what is possible at its level of income?



Bangladesh scores **69.9%** on Quality of Life when scored against the 'Income adjusted' benchmark.

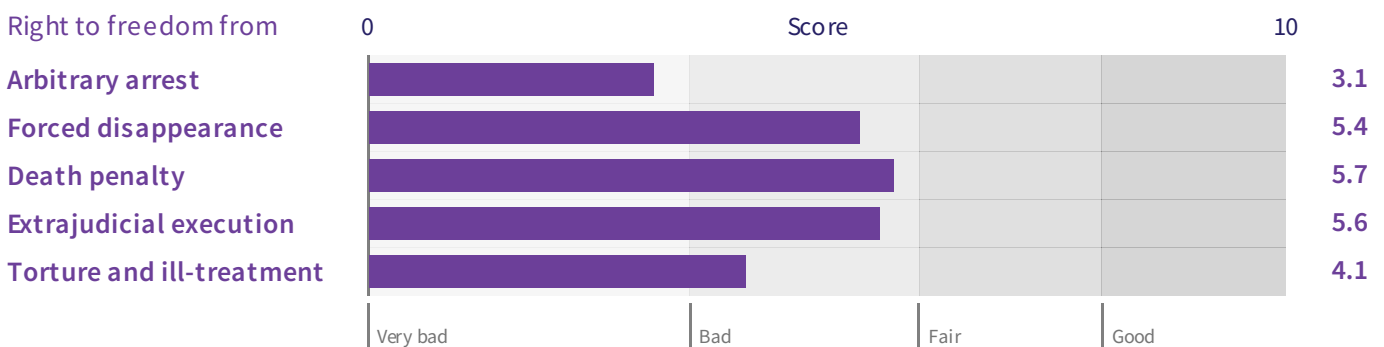
Compared with the other countries in South Asia, Bangladesh is performing **lower than average** on Quality of Life rights (this comparison is calculated using the 'Income adjusted' benchmark).

Safety from the State

Civil and Political Rights (2023)

Summary score 3.8 /10

How well is Bangladesh's government respecting each right?



Bangladesh's Safety from the State score of **3.8 out of 10** suggests that many people are not safe from one or more of the following: arbitrary arrest, torture and ill-treatment, forced disappearance, execution, or extrajudicial killing.

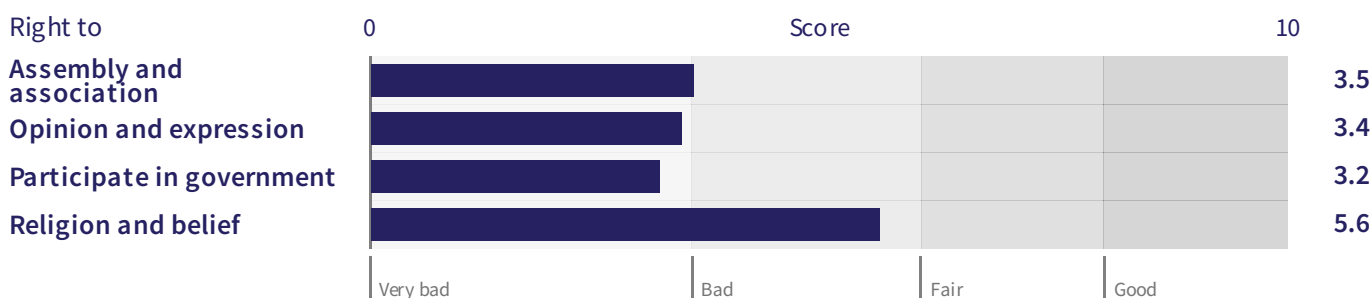
For civil and political rights, we don't have sufficient data across South Asia countries to allow for a regional comparison. However, when compared to the other countries in our sample, Bangladesh is performing **lower than average** on the right to be safe from the state.

Empowerment

Summary score **3.0 /10**

Civil and Political Rights (2023)

How well is Bangladesh's government respecting each right?



Bangladesh's Empowerment score of **3.0 out of 10** suggests that many people are not enjoying their civil liberties and political freedoms (freedom of speech, assembly and association, democratic rights, and religion and belief).

For civil and political rights, we don't have sufficient data across South Asia countries to allow for a regional comparison. However, when compared to the other countries in our sample, Bangladesh is performing **lower than average** on empowerment rights.

Country details

Population

171.2m (2022)

GDP/capita

\$2,688 (2022)	\$6,263 (2022)
current US dollars	2017 PPP dollars

To explore this country's scores in more detail please go to rightstracker.org