

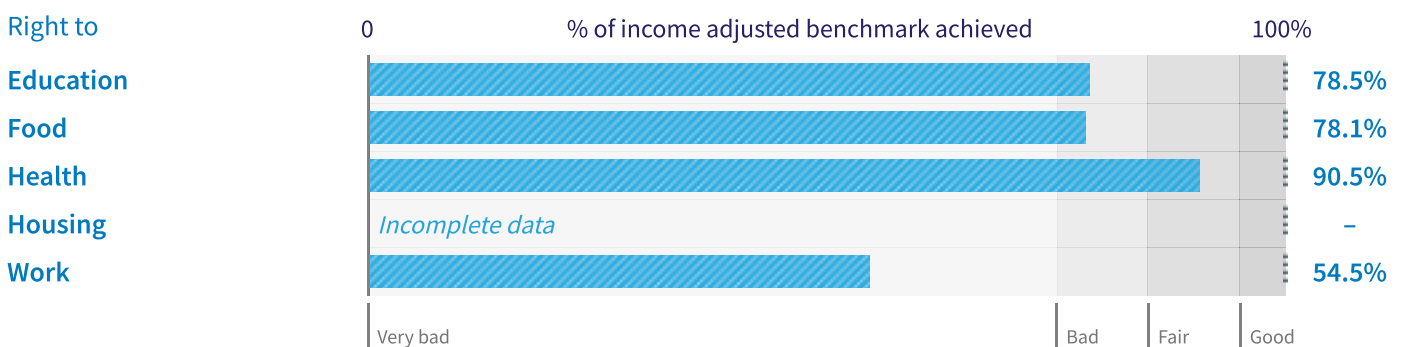
# Australia

## Quality of Life

Economic and Social Rights (2022)

Summary score N/A

How well is Australia doing compared to what is possible at its level of income?



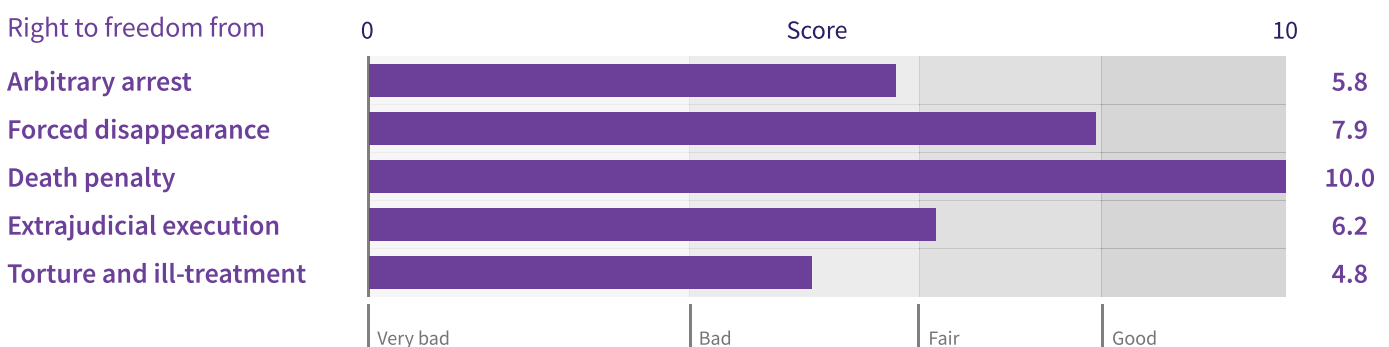
Compared with all other high-income countries, Australia is performing **close to average** when we look across the rights for which we have data (this comparison is calculated using the 'Income adjusted' benchmark).

## Safety from the State

Civil and Political Rights (2024)

Summary score 6.4 /10

How well is Australia's government respecting each right?



Australia's Safety from the State score of **6.4 out of 10** suggests that **a significant number of people are not** safe from one or more of the following: arbitrary arrest, torture and ill-treatment, forced disappearance, execution, or extrajudicial killing.

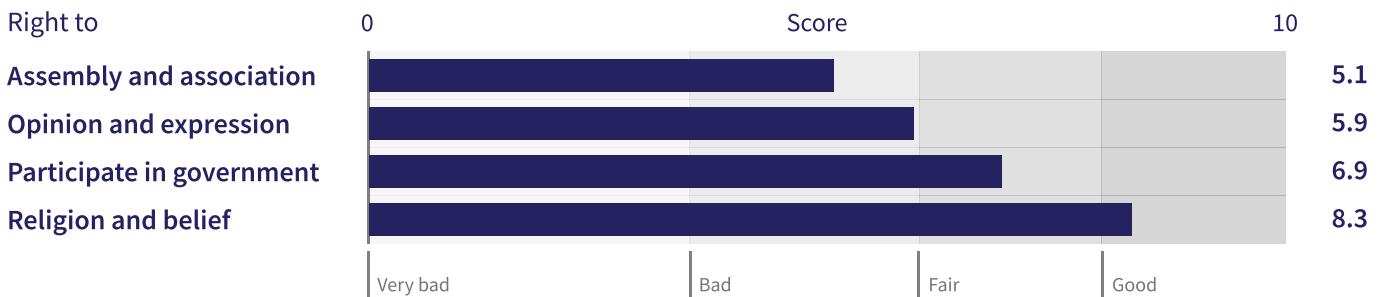
Compared with the small group of 5 high-income OECD countries we have civil and political rights data for, Australia is performing **close to average** on the right to be safe from the state.

# Empowerment

Civil and Political Rights (2024)

Summary score **6.0 /10**

How well is Australia's government respecting each right?



Australia's Empowerment score of **6.0 out of 10** suggests that **a significant number of people are not** enjoying their civil liberties and political freedoms (freedom of speech, assembly and association, democratic rights, and religion and belief).

Compared with the small group of 5 high-income OECD countries we have civil and political rights data for, Australia is performing **close to average** on empowerment rights.

## Country details

### Population

26.7m (2023)

### GDP/capita

\$64,821 (2023)	\$60,409 (2023)
current US dollars	2021 PPP dollars

To explore this country's scores in more detail please go to [rightstracker.org](https://rightstracker.org)