

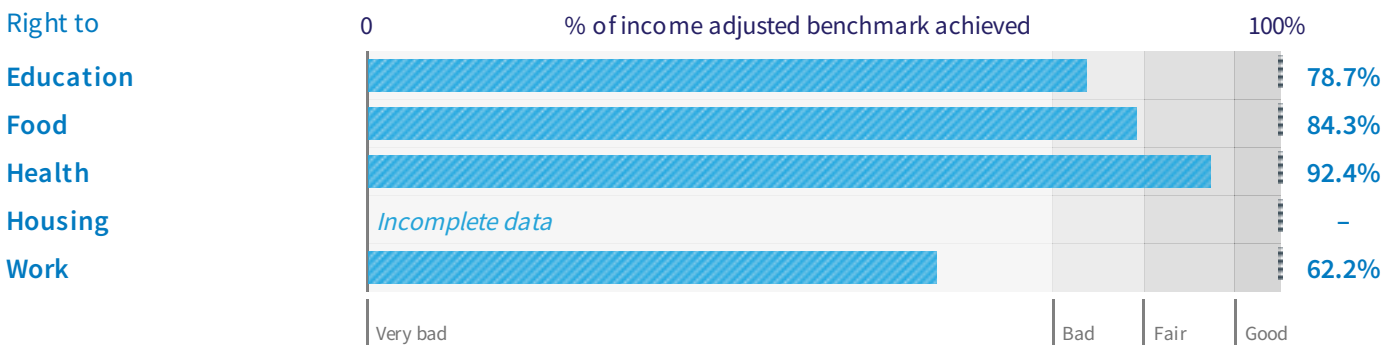
Australia

Quality of Life

Summary score N/A

Economic and Social Rights (2020)

How well is Australia doing compared to what is possible at its level of income?



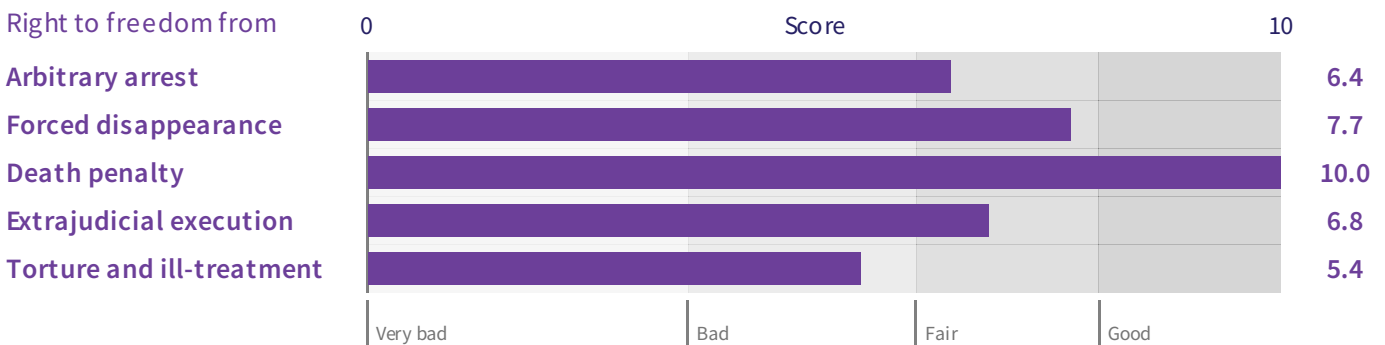
Compared with all other high-income countries, Australia is performing **close to average** when we look across the rights for which we have data (this comparison is calculated using the 'Income adjusted' benchmark).

Safety from the State

Summary score 6.5 / 10

Civil and Political Rights (2022)

How well is Australia's government respecting each right?



Australia's Safety from the State score of **6.5 out of 10** suggests that a significant number of people are not safe from one or more of the following: arbitrary arrest, torture and ill-treatment, forced disappearance, execution or extrajudicial killing.

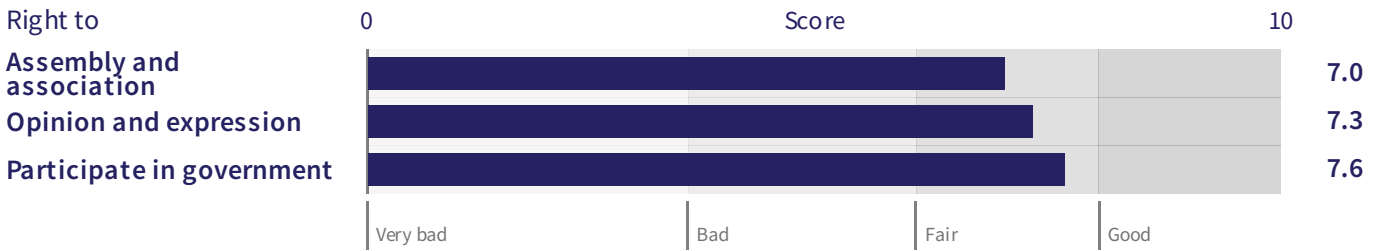
Compared with the small group of 5 high-income OECD countries we have civil and political rights data for, Australia is performing **close to average** on the right to be safe from the state.

Empowerment

Summary score **7.3 / 10**

Civil and Political Rights (2022)

How well is Australia's government respecting each right?



Australia's Empowerment score of **7.3 out of 10** suggests that while many people are enjoying their civil liberties and political freedoms (freedom of speech, assembly and association, and democratic rights), a significant number are not.

Compared with the small group of 5 high-income OECD countries we have civil and political rights data for, Australia is performing **close to average** on empowerment rights.

Country details

Population
25.7m (2021)

GDP/capita
\$60,443 (2021) \$49,774 (2021)
current US dollars 2017 PPP dollars

To explore this country's scores in more detail please go to rightstracker.org