

CPR class by heartisense™

Large-scale CPR Learning with Fun and Engaging Hands-on Experience

CPR class is a large-scale CPR education solution that can simultaneously connect up to 45 manikins or cprcube(PRO)s. With real-time high-quality feedback and gamification elements, it provides a fun and effective CPR learning experience. After the training, you can review and share your results.



CPR class + CPR add-on kit

The CPR add-on kit is a sensor kit that, when attached to a dummy manikin, transforms it into a manikin with real-time feedback support. You can connect it to the support manikin you have in your CPR class.



CPR class + cprcube PRO

The cprcube PRO is compact and lightweight, making it easy to manage. Additionally, it comes with basic CPR training content. Connect the cprcube PROs to the CPR class for a streamlined and immersive educational experience.



Connect up to
45 CPR devices



Synchronize
instructor devices



Gamification
(Racing Mode)



Results data
management



Compression Feedback

Breath Feedback

Results Summary

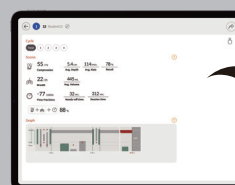
Quantitative Real-time Feedback UI

CPR class provides an effective feedback UI that allows you to quickly assess the CPR performance of trainees at a glance. At the end of each session, it succinctly scores and displays the data for each trainee.

Feedback Mode

Feedback mode displays real-time feedback of CPR performed, and detailed results of each student are shown at the end of training session.

Quantitative real-time feedback data allows for detailed guidance of trainees. you can instantly review or export selected result data according to your preferences.



Student Name: 100% 100 100 100

Summary

	Depth	Rate	Accuracy	Volume	Accuracy	Score
Average	5.5/10m	112.2/10m	70/100/100%	-	-	11.22
1	6.1/10m	109.4/10m	26/100/100%	-	-	11.46
2	5.2/10m	118.5/10m	22/100/100%	-	-	11.46
3	5.7/10m	114.9/10m	22/100/100%	-	-	11.46

GRAPH

Cycle 1: 100% 100% 100% 100%

Cycle 2: 100% 100% 100% 100%

PDF XLS

Gamification (Mission mode)

Mission mode gamifies CPR elements by allowing participants to compete with each other. Participants can select measurement criteria and time limits to engage in friendly competition.



Blood flow Rate



Resuscitation Rate



Oxygen Saturation



- Performing compressions at the correct rate and depth speeds up the blood flow rate



- Failure to perform artificial respiration reduces the oxygen saturation.



- Effectively performing both chest compressions and artificial respiration leads to a rapid increase in the recovery rate.

Exporting Result Data

You can select specific trainees from the session results cell and export detailed results in your preferred file format. Additionally, you can print evaluation sheets and certificates for debriefing purposes.

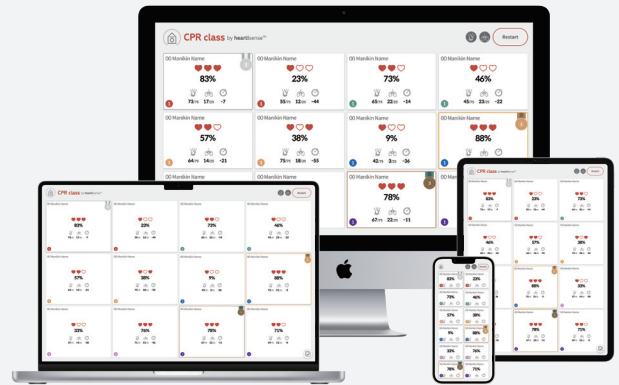


Game Results Itemized Ranking

You can compare rankings for each element, including resuscitation rate, blood flow rate, oxygen saturation, compression combo, and more, not just limited to the resuscitation rate.

Seamless Device Integration and Synchronized Session Output Among Instructors

CPR class can simultaneously display screens optimized for various devices, and with a router setup, it synchronizes all connected instructor devices to operate sessions. Instructors can check the ongoing sessions from their respective devices at any location on the education site through the linked devices.



Using Media for Education on the Course Main Page

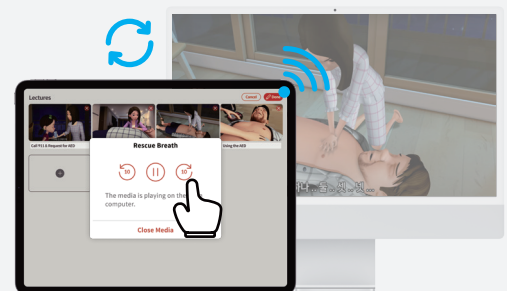


Register Frequently Used Media on the Home Screen

Pre-register PDF or video media content necessary for education in CPR class and conveniently access them from the home screen.

Synchronized Media Control

The playing video can be controlled from the instructor's tablet as well.




Convenient Optimization Across Various Environments

The screen size is automatically optimized to fit various display environments such as TV, projector, monitor, laptop, etc.

You can set up a CPR training facility that is optimized according to the required scale and budget.

Case photos of public safety experiential education institutions and firefighting training institutions in South Korea



CPR class License Types

The **CPR class** licenses come in four types.

Choose the license type based on the features you need, such as maximum connected manikins, racing mode, result storage, course-type main screen, tailored to your desired educational environment.



FREE

When setting up the CPR class system, a FREE license is provided. It offers the basic training mode, Feedback Mode, and allows connection of up to 5 manikins. You can connect the CPR class screen to a large display as needed.

Feedback Mode

90-Day Premium License for Trial Usage



BASIC

This license allows access to the two education modes of CPR Class. The system supports the basic training mode, Feedback Mode, and introduces a gamified Mission(racing) Mode incorporating CPR elements. It allows connection of up to 10 manikins and is compatible with large screen displays.

Feedback Mode

Mission Mode

90-Day Premium License for Trial Usage




PRO

This license allows access to the two education modes of CPR Class. The system supports the basic training mode, Feedback Mode, and introduces a gamified Mission(racing) Mode incorporating CPR elements. It allows connection of up to 20 manikins and is compatible with large screen displays.

Feedback Mode

Mission Mode

90-Day Premium License for Trial Usage



PREMIUM

This license provides access to all features of CPR class. You can choose between Feedback Mode and Missio(racing) Mode, manage and debrief educational content on the Results tab. Pre-register PDF or video media content on the Course Main Screen for convenient use from the home screen. It allows the connection of up to 45 manikins.

Feedback Mode

Mission Mode

Result Storage

Course-type Main

I.M.LAB Inc.

Paione Bldg. 201, 53, Nambusunhwan-ro 347-gil
Seocho, Seoul, South Korea (06731)

www.imlabworld.com | www.cpraddonkit.com

contact@imlabworld.com